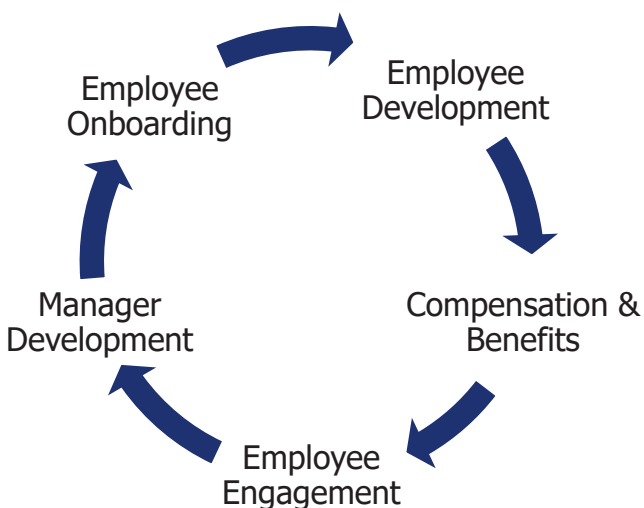


# AB 2561 - LOCAL PUBLIC EMPLOYEES; VACANT POSITIONS

June 10, 2026

## Employee Life Cycle

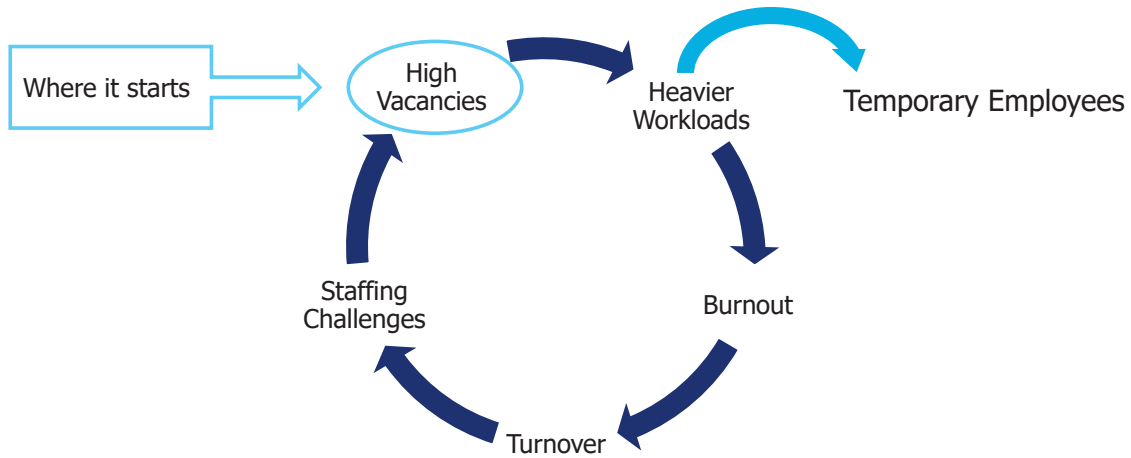


## Preferred Employer

- One Agency Philosophy
- Over 100 Applications Per Recruitment
- Regular Salary Surveys
- Continuously Reviewing Benefits
- Employee Engagement Program
- Reimbursement Policies

# AB 2561: Legislative Intent

AB 2561 was enacted to increase transparency around public-sector vacancies and support informed workforce planning decisions.



3 | June 10, 2026



## Vacancy Information – General\*

CY 2025	Jan	Feb	Mar	Apr	May	Jun	Jul	Aug	Sep	Oct	Nov	Dec
# of Vacancies Created	1	2	0	1	2	0	6	1	1	1	0	2
# of Vacancies Filled	0	0	2	0	0	0	0	1	0	4	3	1
# of Remaining Vacancies	1	3	1	2	4	4	10	10	11	8	5	6
# of Budgeted FTEs	56	56	56	56	56	56	61	61	61	61	61	61
% of Vacancies	1.8%	5.4%	1.8%	3.6%	7.1%	7.1%	16.4%	16.4%	18.0%	13.1%	8.2%	9.8%

Average Percentage of Vacancies at the End of Each Month: 9.1%

4 | June 10, 2026

*\*Data reflects entire agency, including represented employees*



## Recruitment Information – General



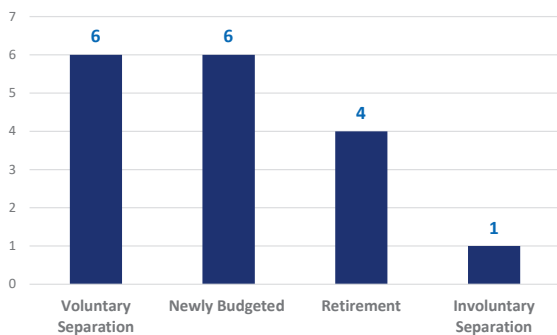
In 2025:

- 17 Recruitments
- Time to Fill Average: 130 days



## Retention Information – General\*

- Total # of Vacancies Created During 2025: 17
- Annual Staffing Turnover Rate (2025): 18.8%



Vacancy #	Reason
6	Voluntary Separation
6	Newly Budgeted
4	Retirement
1	Involuntary Separation



# Vacancy Information – Represented

As of 12/31/2025:

