



*Dedicated to
Satisfying our Community's
Water Needs*

**AGENDA
MESA WATER DISTRICT
BOARD OF DIRECTORS
Wednesday, March 12, 2025
1965 Placentia Avenue, Costa Mesa, CA 92627
4:30 p.m. Regular Board Meeting**

CALL TO ORDER

PLEDGE OF ALLEGIANCE

PUBLIC COMMENTS

Items Not on the Agenda: Members of the public are invited to address the Board regarding items which are not appearing on the posted agenda. Each speaker shall be limited to three minutes. The Board will set aside 30 minutes for public comments for items not appearing on the posted agenda.

Items on the Agenda: Members of the public shall be permitted to comment on agenda items before action is taken, or after the Board has discussed the item. Each speaker shall be limited to three minutes. The Board will set aside 60 minutes for public comments for items appearing on the posted agenda.

ITEMS TO BE ADDED, REMOVED OR REORDERED ON THE AGENDA

At the discretion of the Board, all items appearing on this agenda, whether or not expressly listed as an Action Item, may be deliberated and may be subject to action by the Board.

CONSENT CALENDAR ITEMS:

Approve all matters under the Consent Calendar by one motion unless a Board member, staff or a member of the public requests a separate action.

1. Approve minutes of special Board meeting of February 10, 2025.
2. Approve minutes of regular Board meeting of February 12, 2025.
3. Approve attendance considerations (additions, changes, deletions).
4. Board Schedule:
 - Conferences, Seminars and Meetings
 - Board Calendar
 - Upcoming Community Outreach Events
5. Receive and file the Water Quality Call Report.
6. Receive and file the Accounts Paid Listing.
7. Receive and file the Monthly Financial Reports.
8. Receive and file the Fiscal Year 2025 Second Quarter Financial Update.
9. Receive and file the Quarterly Training Report for October 1, 2024 to December 31, 2024.

PRESENTATION AND DISCUSSION ITEMS:

10. ORANGE COUNTY WATER DISTRICT BRIEFING:

Recommendation: Receive the presentation.

11. WATER COST COMPARISON STUDY:

Recommendation: Receive the presentation.

ACTION ITEMS:

12. MESA WATER DISTRICT IMPROVEMENT CORPORATION ANNUAL MEETING:

Recommendation: Recess from regular Board meeting and hold the Mesa Water District Improvement Corporation Annual Meeting.

13. PIPELINE INTEGRITY PROGRAM:

Recommendation: Approve a sole source contract with Pipeline Inspection and Condition Analysis for \$99,700 and a 10% contingency of \$9,970 for a total contract amount not to exceed \$109,670 to provide non-destructive condition assessment of 4,200 linear feet of pipeline.

14. BILLING AND MAILING SERVICES:

Recommendation: Approve a contract with InfoSend, Inc. for two years, with the option for two additional one-year renewals, for an amount not to exceed \$100,000 annually to provide Billing and Mailing Services.

15. ASSOCIATION OF CALIFORNIA WATER AGENCIES JOINT POWERS INSURANCE AUTHORITY EXECUTIVE COMMITTEE ELECTION CONCURRING NOMINATION:

Recommendation:

- a. **Adopt Resolution No. 1600 Concurring in the Nomination of Melody McDonald to the Executive Committee of the Association of California Water Agencies Joint Powers Insurance Authority; and**
- b. **Adopt Resolution No. 1601 Concurring in the Nomination of Brent Hasteley to the Executive Committee of the Association of California Water Agencies Joint Powers Insurance Authority.**

REPORTS:

16. REPORT OF THE GENERAL MANAGER:

- January Key Indicators Report

17. DIRECTORS' REPORTS AND COMMENTS

INFORMATION ITEMS:

18. CLAIM OF HYUNJAE KANG

19. FEDERAL ADVOCACY UPDATE

20. STATE ADVOCACY UPDATE

21. ORANGE COUNTY UPDATE

22. DIRECTORS' REPORTS (AB 1234) PER CA GOVERNMENT CODE SECTION 53232.3 (D)

CLOSED SESSION:

23. CONFERENCE REGARDING CYBER SECURITY PURSUANT TO CALIFORNIA GOVERNMENT CODE SECTION 54957(A):

The Board will meet in Closed Session regarding cyber security risks and protections.

In compliance with California law and the Americans with Disabilities Act, if you need disability-related modifications or accommodations, including auxiliary aids or services in order to participate in the meeting, or if you need the agenda provided in an alternative format, please call the District Secretary at (949) 631-1205. Notification 48 hours prior to the meeting will enable Mesa Water District (Mesa Water®) to make reasonable arrangements to accommodate your requests.

Members of the public desiring to make verbal comments using a translator to present their comments into English shall be provided reasonable time accommodations that are consistent with California law.

Agenda materials that are public records, which have been distributed to a majority of the Mesa Water Board of Directors (Board), will be available for public inspection at the District Boardroom, 1965 Placentia Avenue, Costa Mesa, CA and on Mesa Water's website at www.MesaWater.org. If materials are distributed to the Board less than 72 hours prior or during the meeting, the materials will be available at the time of the meeting.

ADJOURN TO A REGULAR BOARD MEETING SCHEDULED FOR WEDNESDAY, MARCH 26, 2025 AT 4:30 P.M.



*Dedicated to
Satisfying our Community's
Water Needs*

**MINUTES OF THE BOARD OF DIRECTORS
MESA WATER DISTRICT
Monday, February 10, 2025
1350 Gisler Avenue, Costa Mesa, CA 92626
5:30 p.m. Special Board Meeting**

CALL TO ORDER The meeting of the Board of Directors was called to order at 5:38 p.m. by President DePasquale.

PLEDGE OF ALLEGIANCE President DePasquale led the Pledge of Allegiance.

Directors Present Marice H. DePasquale, President
Shawn Dewane, Vice President
Fred R. Bockmiller, P.E., Director
James R. Fisler, Director

Directors Absent Jim Atkinson, Director

Staff Present Paul E. Shoenberger, P.E., General Manager
Tyler Jernigan, Water Operations Manager
Juan Hernandez, Assistant Water Operations Manager
Elizabeth Roth, Department Assistant
Todd Gard, Operator I
Kaitlyn Norris, Public Affairs Specialist
Andres Medina, Senior Operator
Hester "Fritz" Petropoulos, M.Ed., Water Use Efficiency and
Education Coordinator

Others Present 33 Participants

ITEMS TO BE REMOVED OR REORDERED ON THE AGENDA

General Manager Shoenberger reported there were no items to be removed or reordered on the agenda. There were no objections.

PRESENTATION AND DISCUSSION ITEMS:

1. **WATER ISSUES STUDY GROUP MEETING:**

President DePasquale welcomed the Water Issues Study Group participants and introduced the Board of Directors, each of whom addressed the group.

President DePasquale introduced Public Affairs Specialist Norris who provided an overview of the Water Issues Study Group program and General Manager Shoenberger who provided a brief history of Mesa Water District, its infrastructure and fire readiness. GM Shoenberger then responded to questions from the class participants.

Recess

President DePasquale declared a recess at 6:12 p.m.

The Board meeting reconvened at 6:22 p.m.

Ms. Norris introduced Water Operations Manager Jernigan who provided a presentation that highlighted Mesa Water's water quality monitoring, testing programs and reporting. Mr. Jernigan then responded to questions from the class participants.

The Board and staff answered questions from the class participants and thanked the Water Issues Study Group for their participation.

PUBLIC COMMENTS:

President DePasquale asked for public comments on items not on the agenda.

There were no comments.

President DePasquale adjourned the meeting at 7:00 p.m.

Approved:

Marice H. DePasquale, President

Denise Khalifa, District Secretary



*Dedicated to
Satisfying our Community's
Water Needs*

**MINUTES OF THE BOARD OF DIRECTORS
MESA WATER DISTRICT
Wednesday, February 12, 2025
1965 Placentia Avenue, Costa Mesa, CA 92627
4:30 p.m. Regular Board Meeting**

CALL TO ORDER The meeting of the Board of Directors was called to order at 4:30 p.m. by President DePasquale.

PLEDGE OF ALLEGIANCE Director Fisler led the Pledge of Allegiance.

Directors Present Marice H. DePasquale, President
Shawn Dewane, Vice President
Jim Atkinson, Director
Fred R. Bockmiller, P.E., Director
James R. Fisler, Director

Directors Absent None

Staff Present Paul E. Shoenberger, P.E., General Manager
Denise Khalifa, Chief Administrative Officer/
District Secretary
Marwan Khalifa, CPA, MBA, Chief Financial Officer/
District Treasurer
Andrew D. Wiesner, P.E., District Engineer
Tyler Jernigan, Water Operations Manager
Stacy Taylor, Water Policy Manager
Kurt Lind, Business Administrator
Kaitlyn Norris, Public Affairs Specialist
Karyn Igar, Senior Civil Engineer
Hester "Fritz" Petropoulos, M.Ed., Water Use Efficiency and
Education Coordinator
Rob Anslow, Partner, Atkinson, Andelson, Loya, Ruud & Romo

Others Present Paul Mesmer, First Vice President, Independent Special
Districts of Orange County
Brian Pesis, Senior Manager, Plante Moran
Chris Scalia, Chief Customer Officer, SpryPoint

PUBLIC COMMENTS

President DePasquale asked for public comments on items not on the agenda.

Water Policy Manager Taylor introduced Independent Special Districts of Orange County (ISDOC) First Vice President Paul Mesmer who provided an update on ISDOC initiatives and thanked the Board for their support.

The Board thanked Mr. Mesmer for the information and President DePasquale proceeded with the meeting.

ITEMS TO BE ADDED, REMOVED OR REORDERED ON THE AGENDA

General Manager Shoenberger reported there were no items to be added, removed or reordered on the agenda.

CONSENT CALENDAR ITEMS:

1. Approve minutes of regular Board meeting of January 8, 2025.
2. Approve minutes of regular Board meeting of January 22, 2025.
3. Approve attendance considerations (additions, changes, deletions).
4. Board Schedule:
 - Conferences, Seminars and Meetings
 - Board Calendar
 - Upcoming Community Outreach Events

MOTION

Motion by Director Atkinson, second by Director Bockmiller, to approve Items 1 – 4 of the Consent Calendar. Motion passed 5 – 0.

PRESENTATION AND DISCUSSION ITEMS:

5. MESA WATER EDUCATION CENTER MID-YEAR UPDATE:

Water Use Efficiency and Education Coordinator Petropoulos provided a presentation that highlighted the following:

- Strategic Plan Goal and Objective
- Mesa Water Education Centers Tours (as of 02/01/25)
- Field Trips
- Community Tours
- Events
- Teacher Survey Data
- Event Survey Data
- Looking Ahead
- Mesa Water Education Center Bingo

Ms. Petropoulos responded to questions from the Board and they thanked her for the presentation.

6. CUSTOMER INFORMATION SYSTEM:

Business Administrator Lind provided a presentation that highlighted the following:

- Mission – Enhance & Modernize the Customer Information System (CIS)
- Project Objectives
- 25 Years with Cogsdale CIS

- Road to a Modern CIS
- Competitive Process Results
- SpryPoint Services Benefits

Mr. Lind responded to questions from the Board and they thanked him for the presentation.

MOTION

Motion by Director Bockmiller, second by Vice President Dewane, to approve a contract with SpryPoint Services, Inc. for \$643,900 and a 10% contingency of \$64,390 for a total authorized amount not to exceed \$708,290 to provide Customer Information System Software and Implementation Services, and authorize the General Manager to execute the contract. Motion passed 5 – 0.

7. INFORMATION TECHNOLOGY SUPPORT SERVICES:

Business Administrator Lind provided a presentation that highlighted the following:

- 5 Years of IT Improvements & Accomplishments
- Current T2 Contracts and Services Provided
- Request 1: Change Order to Existing Contracts
- Request 2: T2 Contract Extension
- The Plan

Mr. Lind responded to questions from the Board and they thanked him for the presentation.

MOTION

Motion by Vice President Dewane, second by President DePasquale, to:

- a. Approve a contract change order with T2 Tech for \$414,860 for Information Technology Support Services provided through December 31, 2024; and
- b. Approve a contract with T2 Tech for \$772,781 to provide Information Technology Support Services through June 30, 2025, and authorize the General Manager to execute the contract.

Motion passed 5 – 0.

ACTION ITEMS:

8. ORANGE COUNTY REGIONAL WATER AND WASTEWATER MULTI-HAZARD MITIGATION PLAN:

Water Operations Manager Jernigan provided an overview of the topic.

Discussion ensued amongst the Board.

During the Board's discussion, Director Bockmiller recalled the event where an actual tornado passed over his nearby home, near the Mesa Water District Headquarters, and struck a nearby automotive repair business.

Staff noted that the report was a final version.

MOTION

Motion by Vice President Dewane, second by Director Fisler, to adopt the 2024 Orange County Regional Water and Wastewater Multi-Hazard Mitigation Plan and direct staff to prepare a letter to the Municipal Water District of Orange County certifying adoption. Motion passed 4 – 1, with Director Bockmiller voting no.

Director Bockmiller noted that his “nay” vote on the report was solely due to its exclusion of an analysis of the known risk of tornadoes and that the other parts of the report seemed adequate.

9. CHANDLER & CRODDY WELLS AND PIPELINE PROJECT:

Senior Civil Engineer Igar provided an overview of the topic.

Ms. Igar responded to questions from the Board and they thanked her for the information.

MOTION

Motion by Vice President Dewane, second by Director Bockmiller, to award two sole source contracts for installation of a Variable Frequency Drive (VFD) at Well No. 14:

- a. Leed Electrical Inc. (Leed) for \$60,550 and a contingency of \$6,055 for an amount not to exceed \$66,605 to transport, install, and wire the VFD.
- b. Prime Systems Industrial Automation (Prime Systems) for \$68,000 and a contingency of \$6,800 for an amount not to exceed \$74,800 to provide programming of instrumentation, SCADA integration for the VFD, and electrical construction oversight.

Motion passed 5 – 0.

10. MESA WATER DISTRICT'S 2025 POLICY POSITIONS AND POLICY PLATFORMS:

Water Policy Manager Taylor provided an overview of the topic.

Ms. Taylor responded to questions from the Board and they thanked her for the information.

MOTION

Motion by Vice President Dewane, second by Director Fisler, to approve the proposed updates to Mesa Water District's Policy Positions and Policy Platforms, with modifications. Motion passed 5 – 0.

11. MESA WATER EDUCATION CENTER LANDSCAPE CONTRACT:

Water Operations Manager Jernigan provided an overview of the topic.

Mr. Jernigan responded to questions from the Board and they thanked him for the information.

MOTION

Motion by Director Atkinson, second by Vice President Dewane, to approve a contract with Nature Care for \$78,000 to complete landscaping at the Mesa Water Education Center, and authorize the General Manager to execute the contract. Motion passed 5 – 0.

REPORTS:

12. REPORT OF THE GENERAL MANAGER

13. DIRECTORS' REPORT AND COMMENTS

INFORMATION ITEMS:

14. DIRECTORS' REPORT (AB 1234) PER CA GOVERNMENT CODE SECTION 53232.3(D)

RECESS

President DePasquale declared a recess at 6:10 p.m.

The Board meeting reconvened at 6:14 p.m.

President DePasquale announced the Board was going into Closed Session at 6:15 p.m.

CLOSED SESSIONS:

15. CONFERENCE REGARDING CYBER SECURITY PURSUANT TO CALIFORNIA GOVERNMENT CODE SECTION 54957(A):

The Board will meet in Closed Session regarding cyber security risks and protections.

**16. PURSUANT TO CALIFORNIA GOVERNMENT CODE SECTION 54957.6:
PUBLIC EMPLOYEE PERFORMANCE EVALUATION
TITLE: GENERAL MANAGER**

The Board returned to Open Session at 6:26 p.m.

District Secretary Khalifa announced that the Board conducted Closed Session Item 15 with the General Manager, District Secretary, Business Administrator and General Legal Counsel pursuant to California Government Code Section 54957(A). The Board received information and subsequently took action on Item 15.

MOTION

Motion by President DePasquale, second by Vice President Dewane, to:

- a. Approve a one-year contract with an identified cyber security firm for \$144,000 for web services; and
- b. Approve a six-month contract with an identified cyber security firm for \$60,000 for online security monitoring and reporting.

Motion passed 5-0.

To protect Mesa Water District's cyber security, the identification of the services provider(s) has been withheld from minutes published online.

Identification of such provider(s) can be provided by way of a California Public Records Act request.

District Secretary Khalifa announced that the Board conducted Closed Session Item 16 with the General Manager pursuant to California Government Code Section 54957.6. The Board received information and there was no further announcement.

President DePasquale adjourned the meeting at 6:50 p.m. to a Regular Board Meeting scheduled for Wednesday, March 12, 2025 at 4:30 p.m.

Approved:

Marice H. DePasquale, President

Denise Khalifa, District Secretary

Recording Secretary: Sharon D. Brimer



*Dedicated to
Satisfying our Community's
Water Needs*

MEMORANDUM

TO: Board of Directors
FROM: Denise Khalifa, Chief Administrative Officer
DATE: March 12, 2025
SUBJECT: Attendance at Conferences, Seminars, Meetings and Events

RECOMMENDATION

In accordance with Ordinance No. 36, adopted October 23, 2024, authorize attendance at conferences, seminars, meetings and events.

STRATEGIC PLAN

- Goal #1: Provide an abundant, local, reliable and safe water supply.
- Goal #2: Perpetually renew and improve our infrastructure.
- Goal #3: Be financially responsible and transparent.
- Goal #4: Increase favorable opinion of Mesa Water.
- Goal #5: Attract, develop and retain skilled employees.
- Goal #6: Provide excellent customer service.
- Goal #7: Actively participate in regional and statewide water issues.

PRIOR BOARD ACTION/DISCUSSION

At its June 12, 2024 meeting, the Board of Directors (Board) approved the Fiscal Year 2025 attendance at Conferences, Seminars, Meetings and Events.

DISCUSSION

During the discussion of this item, if any, the Board may choose to delete any item from the list and/or may choose to add additional conferences, seminars, meetings or events for approval, subject to available budget or additional appropriation.

FINANCIAL IMPACT

None.

ATTACHMENTS

None.

2025 CONFERENCES, SEMINARS, AND MEETINGS:

March 16 - 19, 2025	
WaterReuse Symposium	
Tampa, FL	
March 20, 2025	
MWDOC Water Policy Forum	<i>Fisler</i>
Costa Mesa, CA	
March 26, 2025	
ACWA Legislative Symposium	
Sacramento, CA	
April 6 - 8, 2025	
CMUA Annual Conference	
Anaheim, CA	
April 7 - 9, 2025	
Public-Private Partnership Conference	
Dallas, TX	
April 7 - 10, 2025	
AWWA CA-NV Water Conference of the West	
Anaheim, CA	
April 9, 2025	
MWDOC Elected Officials Forum	
MWDOC Boardroom	
May 13 - 15, 2025	
ACWA JPIA Spring Conference	<i>Bockmiller, DePasquale</i>
Monterey, CA	
May 20 - 21, 2025	
CSDA Legislative Days	
Sacramento, CA	
June 2 - 20, 2025	
Harvard Senior Executives in State and Local Government	
Cambridge, MA	
June 8 - 11, 2025	
AWWA ACE25 Conference	
Denver, CO	
August 20 - 22, 2025	
Urban Water Institute Annual Conference	
San Diego, CA	
August 25 - 28, 2025	
CSDA Annual Conference	
Monterey, CA	
August 25 - 28, 2025	
CSDA Annual Conference	
Monterey, CA	
September 5, 2025	
OC Water Summit	
TBD	
September 27 - October 1, 2025	
WEFTEC Conference	
Chicago, IL	

March 2025

March 2025							April 2025						
Su	Mo	Tu	We	Th	Fr	Sa	Su	Mo	Tu	We	Th	Fr	Sa
						1			1	2	3	4	5
2	3	4	5	6	7	8	6	7	8	9	10	11	12
9	10	11	12	13	14	15	13	14	15	16	17	18	19
16	17	18	19	20	21	22	20	21	22	23	24	25	26
23	24	25	26	27	28	29	27	28	29	30			
30	31												

SUNDAY	MONDAY	TUESDAY	WEDNESDAY	THURSDAY	FRIDAY	SATURDAY
Feb 23	24	25	26	27	28	Mar 1
2	3 8:30am MWDOC Planning & 12:00pm Executive Committee Meeting	4 7:30am ISDOC Executive Committee Meeting 6:00pm Costa Mesa City Council Meeting (IN	5 8:30am Jt. MWDOC/MWD 12:00pm R/S to 3/3 5:30pm OCWD Board	6 Pay Period Ends 12:00pm OCWD Communications/Legislative (IN PERSON &	7 7:30am WACO (VIRTUAL)	8
9	10 5:00pm IRWD Board Meeting (IN PERSON & VIRTUAL)	11 9:00am ACC-OC Energy, Environment and Water Committee Meeting (VIRTUAL)	12 8:15am LAFCO Meeting 8:30am MWDOC Admin 12:00pm OCWD Water 4:30pm Board Meeting	13 12:00pm OCWD Admin & Finance (IN PERSON & VIRTUAL)	14	15
16	17	18	19	20	21	22
WaterReuse Symposium (Tampa, FL)				Pay Period Ends		
		7:30am WACO Planning Committee Meeting 6:00pm Costa Mesa City	8:30am MWDOC Board 3:00pm Costa Mesa 5:30pm OCWD Board	8:30am MWDOC Executive Committee 5:30pm MWDOC Water		
23	24 5:00pm IRWD Board Meeting (IN PERSON & VIRTUAL)	25	26 ACWA Legislative Symposium (Tampa, Payday 4:30pm Board Meeting	27	28 10:30am Mesa Water Education Center VIP Grand Opening (1350 Gisler Avenue, Costa	29
30	31	Apr 1	2	3	4	5

April 2025

April 2025							May 2025						
Su	Mo	Tu	We	Th	Fr	Sa	Su	Mo	Tu	We	Th	Fr	Sa
		1	2	3	4	5				1	2	3	
6	7	8	9	10	11	12	4	5	6	7	8	9	10
13	14	15	16	17	18	19	11	12	13	14	15	16	17
20	21	22	23	24	25	26	18	19	20	21	22	23	24
27	28	29	30				25	26	27	28	29	30	31

SUNDAY	MONDAY	TUESDAY	WEDNESDAY	THURSDAY	FRIDAY	SATURDAY
Mar 30	31	Apr 1 7:30am ISDOC Executive Committee Meeting 8:00am OCBC Infrastructure 5:30pm Costa Mesa City	2 8:30am Jt. MWDOC/MWD 12:00pm Executive Committee Meeting 5:30pm OCWD Board	3 Pay Period Ends 12:00pm OCWD Communications/Legislative Committee (IN PERSON &	4 7:30am WACO Meeting (Virtual)	5
6 CMUA Annual Conference (1775 South Clementine Street, Anaheim)	7 8:30am MWDOC Planning and Operations	8 AWWA CA-NV Water Conference of the West (Anaheim, CA)	9 8:15am LAFCO Meeting 8:30am MWDOC Admin 12:00pm OCWD Water 4:30pm Board Meeting	10 12:00pm OCWD Admin	11	12
13	14 5:00pm IRWD Board Meeting (In Person and Virtual) 5:00pm OCWD GWRS Steering Committee	15 7:30am WACO Planning Committee (VIRTUAL) 5:30pm Costa Mesa City Council Meeting (In Person & Virtual)	16 8:30am MWDOC Board Meeting (IN PERSON) 3:00pm Costa Mesa Chamber of 5:30pm OCWD Board	17 Pay Period Ends 8:00am MWDOC Executive Committee (In Person & Virtual)	18 8:00am City/Districts Liaison Committee Meeting (Newport Mesa Unified School Special Education	19
20	21	22	23 Children's Water Education Festival Payday 8:30am Jt. 4:30pm Board Meeting	24 Children's Water Education Festival (5305 Santiago Canyon Road, Silverado, CA 92676)	25	26
27	28 5:00pm IRWD Board Meeting (In Person and Virtual)	29	30 11:30am ISDOC Quarterly Meeting (MWDOC/OCWD Boardroom)	May 1	2	3

May 2025

May 2025							June 2025						
Su	Mo	Tu	We	Th	Fr	Sa	Su	Mo	Tu	We	Th	Fr	Sa
				1	2	3	1	2	3	4	5	6	7
4	5	6	7	8	9	10	8	9	10	11	12	13	14
11	12	13	14	15	16	17	15	16	17	18	19	20	21
18	19	20	21	22	23	24	22	23	24	25	26	27	28
25	26	27	28	29	30	31	29	30					

SUNDAY	MONDAY	TUESDAY	WEDNESDAY	THURSDAY	FRIDAY	SATURDAY
Apr 27	28	29	30	May 1 Pay Period Ends 12:00pm OCWD Communications/Legislative Committee (IN PERSON & VIRTUAL)	2 7:30am WACO Meeting (Virtual)	3
4	5 8:30am MWDOC Planning and Operations Committee Meeting (IN PERSON & VIRTUAL)	6 7:30am ISDOC Executive Committee Meeting (VIRTUAL) 5:30pm Costa Mesa City Council Meeting (In Person & Virtual)	7 Payday 8:30am Jt. MWDOC/MWD 12:00pm Executive Committee Meeting 5:30pm OCWD Board	8 12:00pm OCWD Admin & Finance Committee (IN PERSON & VIRTUAL)	9	10
11	12 5:00pm IRWD Board Meeting (In Person and Virtual)	13 ACWA JPIA Spring Conference (Monterey, CA)		14 8:15am LAFCO Meeting (400 W Civic Center) 8:30am MWDOC Admin 12:00pm OCWD Water	15 Pay Period Ends 8:00am MWDOC Executive Committee (In Person & Virtual)	16
18	19	20 CSDA Legislative Days (Sacramento, CA) 7:30am WACO Planning Committee (VIRTUAL) 5:30pm Costa Mesa City Council Meeting (In Person & Virtual)	21 Payday 8:30am MWDOC Board 3:00pm Costa Mesa City Council Meeting 5:30pm OCWD Board	22	23 5:00pm SAVE THE DATE for the ICRE Symposium at the Mesa Water Education Center	24
25	26 District Holiday 5:00pm IRWD Board Meeting (In Person and Virtual)	27	28 8:30am Jt. MWDOC/OCWD Planning Meeting (In Person & Virtual) 4:30pm Board Meeting (Boardroom)	29 Pay Period Ends	30	31



UPCOMING COMMUNITY OUTREACH EVENTS

Event	Date & Time	Location
STEM Night at Davis Magnet School	Tuesday, April 22, 2025 5:30 – 7:00 p.m.	Davis Magnet School 1050 Arlington Drive Costa Mesa, CA 92626
Children's Water Education Festival	Wednesday & Thursday, April 23-24, 2025 9:00 a.m. – 2:00 p.m.	Oak Canyon Park 5305 Santiago Canyon Road Silverado, CA 92676
Costa Mesa Earth Day Festival	Saturday, April 26, 2025 10:00 a.m. – 2:00 p.m.	City Hall 77 Fair Drive Costa Mesa, CA 92626
ICRE Student Poster Symposium	Friday, May 23, 2025 Time TBD	Mesa Water Education Center 1350 Gisler Avenue Costa Mesa, CA 92626
Beckman Science Festival	Saturday, May 31, 2025 Time TBD	Segerstrom Center for the Arts 600 Town Center Drive Costa Mesa, CA 92626

Water Quality Call Report

January 2025

Date: 1/2/2025
Source: Phone/Visit
Address: 3151 College Way
Description: Customer reported sand coming out of the shower fixture.
Outcome: Staff made a site visit, and no sand was observed in the water during the visit. The customer will conduct further internal investigation as it appears to be an internal plumbing issue.

Date: 1/13/2025
Source: Phone
Address: 1500 Mesa Verde East B124
Description: Customer at an apartment complex would like to have the water tested at the complex after learning that their backflow assembly will be replaced since it had recently failed the annual backflow test.
Outcome: Staff explained to customer about our comprehensive water quality monitoring program and assured the customer that the water meets all drinking water standards. Staff also explained that the water system remains under pressure and has not been compromised due to the failed backflow device. Staff offered to provide a site visit to test the chlorine, pH, and temperature of the water but the customer declined. Staff also offered the customer a list of local laboratories they can contact for additional testing and they declined.

Date: 1/22/2025
Source: Phone
Address: 785 West 18th B-3
Description: Customer inquired about some unknown bubbles that would form after the water gets heated on the stovetop. They wanted to know if Mesa Water has been doing anything different to the water.
Outcome: Staff explained to the customer that the water meets all drinking water standards and there has been no change in operations. Staff suggested that the customer test the water with a non-coated pot.

Payment Listing by Class

1/1/2025 - 1/31/2025

Vendor Name	Check #/Count	Payment Date	Invoice Number	Invoice Description	Payment Amount
CAPITAL					
ALL CITY WRAPS INC	000013318	01/30/25	200731	M21-250A1 FLOOR EPOXY	\$13,144.25
	1				\$13,144.25
BUTIER CONSULTING ENGINEERS	000013083	01/07/25	B043 MWD	M18-100 JAN 2024	\$19,031.00
		01/07/25	B044 MWD	M18-100 FEB 2024	\$23,935.00
		01/07/25	B048 MWD	M18-100 JUNE 2024	\$10,875.00
		01/07/25	B047 MWD	M18-100 MAY 2024	\$10,450.00
		01/07/25	B050 MWD	M18-100 AUG 2024	\$12,662.50
		01/07/25	B053 MWD	M18-100 NOV2024	\$8,300.00
		01/07/25	B045 MWD	M18-100 MAR 2024	\$18,254.00
		01/07/25	B051 MWD	M18-100 SEPT 2024	\$9,100.00
		01/07/25	B052 MWD	M18-100 OCT 2024	\$15,275.00
	000013215	01/16/25	B049 MWD	M18-100 - JULY 2024	\$13,600.00
		01/16/25	C030 MWD	M21-250A1 APRIL 2024	\$2,795.00
	2				\$144,277.50
CAROLLO ENGINEERS	000013084	01/07/25	FB58990	E400-0012 THRU 10-31-24	\$9,090.00
		01/07/25	FB59351	M24-104 THRU OCT24	\$74,681.83
	000013217	01/16/25	FB60235	BILLING - NOVEMBER 2024	\$8,072.00
	000013315	01/30/25	FB61556	M24-104 THRU DEC24	\$67,278.05
	3				\$159,121.88
CREATIVE MAD SYSTEMS, INC. DBA MAD SYSTEMS	000013115	01/07/25	4362	PROJECTOR	\$3,598.80
	1				\$3,598.80
HDR ENGINEERING INC	000013109	01/07/25	1200680138	M25-103 NOV24	\$1,299.50
	1				\$1,299.50
LEE & RO INC	000013352	01/30/25	1272/03	M21-210B2 09.24 TO 11.24	\$16,600.00
	1				\$16,600.00
MURAKAWA COMMUNICATIONS, INC.	000013185	01/09/25	MESA WATER-54	M20-109 NOV 2024	\$875.00
	1				\$875.00
PAULUS ENGINEERING INC	000013138	01/09/25	23556	M25-003	\$42,992.00

Payment Listing by Class

1/1/2025 - 1/31/2025

Vendor Name	Check #/Count	Payment Date	Invoice Number	Invoice Description	Payment Amount
	1				\$42,992.00
PSI WATER TECHNOLOGIES	000013086	01/07/25	B0002164	M21-210B2 CONSTRUCTION	\$42,148.75
	1				\$42,148.75
TETRA TECH, INC	000013192	01/09/25	52303847	M18-100	\$771.00
	000013296	01/24/25	52339996	M18-100 THRU 10.25.24	\$1,030.00
	2				\$1,801.00
Total CAPITAL	14				\$425,858.68
CHECK SIGNATURE EXEMPT					
SOUTHERN CALIFORNIA EDISON CO	000013253	01/24/25	4089DEC24	DEC 2024	\$175,685.16
	1				\$175,685.16
SOUTHERN CALIFORNIA GAS CO	000013121	01/07/25	08940813002X1 22624	DEC 2024	\$1,038.82
		01/07/25	08520813000X1 22624	DEC 2024	\$27.75
	1				\$1,066.57
Total CHECK SIGNATURE EXEMPT	2				\$176,751.73
DEPARTMENT EXPENSE					
ACWA JOINT POWERS INSURANCE AUTHORITY	000013313	01/30/25	DEC2024	10.01.24 to 12.31.24	\$59,077.86
	1				\$59,077.86
AMERICAN WATER WORKS ASSOCIATION	000013145	01/09/25	INV136697	Req: 7377	\$5,020.00
	1				\$5,020.00
AQUA STAR INTERNATIONAL	000013320	01/30/25	28290	MATERIALS AND SUPPLIES	\$10,192.26
	1				\$10,192.26
CALIFORNIA WATER EFFICIENCY PARTNERSHIP	000013164	01/09/25	MD-2025-160	Req: 7376	\$2,175.85
	1				\$2,175.85
CALPERS BENEFIT PAYMENTS	0200911	01/07/25	1000000177726 16	JAN 2025	\$58,835.82
	0200913	01/14/25	121824	CHECK DATE 12.4.24	\$42,624.14
	0200918	01/21/25	123124	CHECK DATE 12.31.24	\$42,180.34
	0200922	01/31/25	1000000177826 37	UNFUNDED JAN 25 PEPRA	\$664.50
	0200924	01/31/25	1000000178078 33	ANNUAL FEE	\$130.00
	0200926	01/17/25	092524	RETRO 9.25.24	\$944.98

Payment Listing by Class

1/1/2025 - 1/31/2025

Vendor Name	Check #/Count	Payment Date	Invoice Number	Invoice Description	Payment Amount
CALPERS BENEFIT PAYMENTS	0200927	01/17/25	092524	RETRO 9.25.24	\$317.70
	0200928	01/31/25	1000000177826 29	UNFUNDED JAN 25 CLASSIC	\$104,505.92
	8				\$250,203.40
COLONIAL LIFE & ACCIDENT INS	000013102	01/07/25	8892333122837 6	DEC2024	\$137.72
	000013218	01/16/25	8892333011129 9	JAN 1 - JAN 10	\$137.72
	2				\$275.44
COSTA MESA FIRE AND RESCUE	000013103	01/07/25	24120399512	Req: 7358	\$140.00
	000013273	01/24/25	24123099519	Req: 7369	\$140.00
		01/24/25	24123099517	Req: 7366	\$140.00
		01/24/25	24123099516	Req: 7365	\$140.00
		01/24/25	24123099515	Req: 7364	\$140.00
		01/24/25	24123099513	Req: 7363	\$140.00
		01/24/25	24123099518	Req: 7368	\$140.00
		01/24/25	24123099514	Req: 7362	\$140.00
		2			
FIRST BANKCARD	0200921	01/28/25	012525	CC CHARGES	\$19,636.18
	1				\$19,636.18
G&W TOWING	000013278	01/24/25	461799	TOWING SERVICE	\$400.00
	000013343	01/30/25	462519	VEHICLE TOWING	\$300.00
		01/30/25	462520	TOWING SERVICE	\$100.00
		01/30/25	462653	TOWING SERVICE	\$110.00
2				\$910.00	
GUARDIAN	000013175	01/09/25	430941JAN25	JAN 2025	\$5,981.23
	1				\$5,981.23
SOUTH COAST METRO ALLIANCE	000013293	01/24/25	172577	Req: 7454	\$395.00
	1				\$395.00
TASC	000013236	01/16/25	IN3330695	DEC BILLING	\$121.50
	1				\$121.50
ULTIMATE STAFFING SERVICES	000013197	01/09/25	16226022	TEMP HELP	\$1,891.52
		01/09/25	16233317	TEMP HELP	\$2,246.18
	000013239	01/16/25	16228374	TEMP LABOR FINANCE	\$2,305.29
		01/16/25	16238054	TEMP LABOR FINANCE	\$2,187.07

Payment Listing by Class

1/1/2025 - 1/31/2025

Vendor Name	Check #/Count	Payment Date	Invoice Number	Invoice Description	Payment Amount
ULTIMATE STAFFING SERVICES	000013365	01/30/25	16223630	TEMP HELP	\$2,334.85
		01/30/25	16230697	TEMP HELP	\$1,418.64
		01/30/25	16235732	TEMP HELP	\$2,364.40
		01/30/25	16240053	TEMP HELP	\$1,418.64
	3				\$16,166.59
URBAN WATER INSTITUTE	000013300	01/24/25	1485	Req: 7380	\$3,000.00
					\$3,000.00
VISION SERVICE PLAN - (CA)	000013200	01/09/25	821907388	JAN 2025	\$1,174.31
					\$1,174.31
Total DEPARTMENT EXPENSE	27				\$375,449.62
GENERAL AND ADMINISTRATIVE					
24 CARROTS CATERING	000013312	01/24/25	128638	CATERING SERVICES	\$835.62
					\$835.62
ABRAHAMS WELDING	000013140	01/09/25	242	MATERIALS ANDSUPPLIES	\$290.00
		01/30/25	242.1	MATERIALS AND SUPPLIES	\$1,740.00
					\$2,030.00
ACCO ENGINEERED SYSTEMS, INC.	000013141	01/09/25	20633177	MAINTENANCE	\$1,237.32
					\$1,237.32
AM CONSERVATION GROUP, INC.	000013256	01/24/25	IN1748363	DYE TABLETS	\$633.49
					\$633.49
AMERICAN MEMBRANE TECH ASSOC	000013257	01/24/25	14978	Req: 7424	\$465.00
					\$465.00
ANDREW HOOTSTEIN	000013309	01/24/25	CHEQ00099008 192	30000347 Cheque Deposits 30000	\$111.24
					\$111.24
ANTHONY CAMPAGNOLO	000013206	01/09/25	CHEQ00099008 452	08503005 Cheque Deposits 08503	\$42.78
					\$42.78
AQUENT	000013258	01/24/25	190-56404	COMMUNICATIONS	\$87.50
					\$87.50
ARCADIS, A CALIFORNIA PARTNERSHIP	000013137	01/09/25	10019617	M21-250A FEB23 TO AUG23	\$51,096.80
					\$51,096.80
AT&T	000013088	01/07/25	000022681377	NOV 2024	\$412.84
		01/07/25	000022680519	NOV 2024	\$168.04

Payment Listing by Class

1/1/2025 - 1/31/2025

Vendor Name	Check #/Count	Payment Date	Invoice Number	Invoice Description	Payment Amount
AT&T	000013088	01/07/25	000022717253	NOV 2024	\$339.27
	000013143	01/09/25	000022535254	OCT 2024	\$4,335.77
		01/09/25	2532836903	INTERNET	\$2,490.10
		01/09/25	000022536112	OCT 2024	\$409.06
	000013259	01/24/25	000022787519	BAN 9391037304 11.25 TO 12.24	\$340.87
3					\$8,495.95
AT&T MOBILITY	000013144	01/09/25	287306005081X 121524	WIRELESS	\$438.74
		01/09/25	287295684390X 121624	INTERNET	\$514.89
	1				
ATKINSON, ANDELSON, LOYA, RUUD & ROMO	000013090	01/07/25	734240	ATTORNY SERVICES	\$18,541.03
	1				
BC TRAFFIC SPECIALIST	000013214	01/16/25	059005	K-RAIL INSTALL	\$5,241.37
	1				
BEST BEST & KRIEGER	000013147	01/09/25	1011704	LEGAL SERVICES	\$105.00
	1				
BLACK & VEATCH	000013250	01/24/25	1451719	M24-105 THRU 12.06.24	\$149,388.83
		01/24/25	6714767	EVALUATION SERVICES	\$17,405.00
	000013314	01/30/25	1439587	M21-210B2 - thru 9/13/24	\$45,447.97
		01/30/25	1436502	M21-210B2 - thru 7/26/24	\$65,464.17
2					\$277,705.97
BLUE VIOLET NETWORKS	000013092	01/07/25	S77406	M20-600 CONSTRUCTION COSTS	\$1,570.00
		01/07/25	S77405	M20-600 CONSTRUCTION COSTS	\$7,969.84
		01/07/25	S77404	M20-600 CONSTRUCTION COSTS	\$2,704.00
	1				
BLUECOSMO SATELLITE COMMUNICATIONS	000013148	01/09/25	BU01744617	JAN 2025	\$103.00
	1				

Payment Listing by Class

1/1/2025 - 1/31/2025

Vendor Name	Check #/Count	Payment Date	Invoice Number	Invoice Description	Payment Amount
BOLLAND AND ASSOCIATES	000013263	01/24/25	240310	REGULATORY CONSULTING	\$5,125.00
	1				\$5,125.00
BRENDA DEELEY PR LLC	000013264	01/24/25	1613	COUNCEL	\$8,950.00
	1				\$8,950.00
BSI AMERICA PROFESSIONAL SERVICES INC.	000013322	01/30/25	103057	ONSITE SUPPORT	\$8,428.00
	1				\$8,428.00
CALIFORNIA ADVOCATES INC.	000013216	01/16/25	25132	JANUARY 2025 BILLING	\$7,815.50
	1				\$7,815.50
CANON FINANCIAL SERVICES, INC.	000013098	01/07/25	37035366	ANNUAL LEASE	\$2,000.93
	000013335	01/30/25	37732858	ANNUAL LEASE	\$2,000.93
	2				\$4,001.86
CBS RADIO	000013311	01/24/25	CHEQ00099008 461	04702631 Cheque Deposits 04702	\$81.10
	1				\$81.10
CCS ORANGE COUNTY JANITORIAL INC.	000013272	01/24/25	673549	JANITORIAL SERVICE	\$4,095.00
	000013338	01/30/25	82888178	SUPPLIES	\$729.72
		01/30/25	82844535	SUPPLIES	\$248.13
		01/30/25	82964475	SUPPLIES	\$535.13
		01/30/25	82973343	SUPPLIES	\$227.07
	2				\$5,835.05
CHARTER COMMUNICATIONS HOLDINGS, LLC	000013160	01/09/25	1201986011101 24	OCT 2024	\$2,451.82
		01/09/25	1201986011201 24	NOV 2024	\$2,451.82
		01/09/25	1878958011201 24	DEC 2024	\$363.19
		01/09/25	1878958011101 24	NOV 2024	\$363.19
		01/09/25	1888856011214 24	12-19 - 1-18	\$2,248.00
	1				\$7,878.02
CITY OF COSTA MESA	000013271	01/24/25	122824CMPD	EMERGENCY RESPONSE	\$17,500.00
	1				\$17,500.00
CITY OF SANTA ANA	000013161	01/09/25	6-3614.300NOV24	10-01 TO 12-03-24	\$445.74

Payment Listing by Class

1/1/2025 - 1/31/2025

Vendor Name	Check #/Count	Payment Date	Invoice Number	Invoice Description	Payment Amount	
CITY OF SANTA ANA	000013161	01/09/25	3-5776.303NOV24	10-17 TO 12-03-2024	\$220.68	
		01/09/25	3-5821.304NOV24	10-17 TO 12-03-24	\$515.37	
1					\$1,181.79	
COASTAL OCCUPATIONAL MEDICAL GROUP DBA AKESO OCCUPATIONAL HEALTH	000013254	01/24/25	EM010474	MEDICAL SVCS	\$533.64	
		01/24/25	EM010900	MEDICAL SVCS	\$501.78	
1					\$1,035.42	
COLLEAGUE LLC	000013337	01/30/25	1084	PUBLIC AFFAIR MANAGER SEARCH	\$1,456.57	
1					\$1,456.57	
CORE & MAIN LP	000013219	01/16/25	V717804	SUPPLIES	\$2,356.50	
1					\$2,356.50	
EMPLOYEE RELATIONS INC	000013220	01/16/25	98352	DMV FEES	\$27.41	
1					\$27.41	
EMPOWER	000013340	01/30/25	420605	09.16.24 TO 12.15.24	\$1,025.02	
		01/30/25	420742	09.16.24 TO 12.15.24	\$8,105.89	
	0200908	01/02/25	123124 457	CHECK DATE 12.31.24 457	\$15,944.10	
	0200909	01/03/25	123124 401A	CHECK DATE 12.31.24 401A	\$325.98	
	0200910	01/06/25	123124 LOAN	CHECK DATE 12.31.24 LOAN	\$225.59	
	0200914	01/21/25	01525 LOAN	CHECK DATE 1.15.25 LOAN	\$225.59	
	0200915	01/21/25	012625 401A	CHECK DATE 1.29.25 401A	\$325.98	
	0200916	01/21/25	011525 MATCH	CHECK DATE 1.15.25 MATCH	\$13,477.90	
	0200917	01/21/25	011525 457	CHECK DATE 1.15.25 457	\$44,736.99	
	0200925	01/03/25	123124 MATCH	CHECK DATE 12.31.24 MATCH	\$6,810.74	
		01/03/25	010125	YE TRUE-UP	\$5,678.57	
	9					\$96,882.35
	ENTHALPY ANALYTICAL, LLC	000013105	01/07/25	CINV-330023	TESTING SERVICES	\$10.00
01/07/25			CINV-330044	TESTING SERVICES	\$432.00	
01/07/25			CINV-329938	TESTING SERVICES	\$36.00	
01/07/25			CINV-329945	TESTING SERVICES	\$521.00	

Payment Listing by Class

1/1/2025 - 1/31/2025

ENTHALPY ANALYTICAL, LLC	000013105	01/07/25	CINV-329943	TESTING SERVICES	\$18.00
	000013167	01/09/25	CINV-350793	TESTING SERVICES	\$72.00
		01/09/25	CINV-350795	TESTING SERVICES	\$450.00
		01/09/25	CINV-350797	TESTING SERVICES	\$54.00
		01/09/25	CINV-350811	TESTING SERVICES	\$750.00
		01/09/25	CINV-350783	TESTING SERVICES	\$36.00
		01/09/25	CINV-350784	TESTING SERVICES	\$36.00
		01/09/25	CINV-350786	TESTING SERVICES	\$72.00
		01/09/25	CINV-350794	TESTING SERVICES	\$36.00
		01/09/25	CINV-350800	TESTING SERVICES	\$135.00
		01/09/25	CINV-350802	TESTING SERVICES	\$18.00
		01/09/25	CINV-350810	TESTING SERVICES	\$36.00
		01/09/25	CINV-350812	TESTING SERVICES	\$45.00
		01/09/25	CINV-350823	TESTING SERVICES	\$45.00
		01/09/25	CINV-350831	TESTING SERVICES	\$450.00
		01/09/25	CINV-350782	TESTING SERVICES	\$90.00
		01/09/25	CINV-350785	TESTING SERVICES	\$36.00
		01/09/25	CINV-350787	TESTING SERVICES	\$450.00
		01/09/25	CINV-350798	TESTING SERVICES	\$36.00
		01/09/25	CINV-350801	TESTING SERVICES	\$450.00
		01/09/25	CINV-350807	TESTING SERVICES	\$36.00
		01/09/25	CINV-350813	TESTING SERVICES	\$124.00
		01/09/25	CINV-350816	TESTING SERVICES	\$521.00
		01/09/25	CINV-350821	TESTING SERVICES	\$18.00
		01/09/25	CINV-350829	TESTING SERVICES	\$54.00
		01/09/25	CINV-350788	TESTING SERVICES	\$18.00
		01/09/25	CINV-350789	TESTING SERVICES	\$18.00
		01/09/25	CINV-350790	TESTING SERVICES	\$36.00
		01/09/25	CINV-350791	TESTING SERVICES	\$10.00
		01/09/25	CINV-350803	TESTING SERVICES	\$10.00
		01/09/25	CINV-350804	TESTING SERVICES	\$450.00
		01/09/25	CINV-350805	TESTING SERVICES	\$45.00
		01/09/25	CINV-350815	TESTING SERVICES	\$48.00
01/09/25	CINV-350817	TESTING SERVICES	\$36.00		
01/09/25	CINV-350819	TESTING SERVICES	\$18.00		
01/09/25	CINV-350825	TESTING SERVICES	\$36.00		

Payment Listing by Class

1/1/2025 - 1/31/2025

Vendor Name	Check #/Count	Payment Date	Invoice Number	Invoice Description	Payment Amount
	2				\$5,792.00
FRONTIER COMMUNICATIONS	000013172	01/09/25	081794-5DEC24	12-13 TO 01-12	\$117.09
	1				\$117.09
FULL CIRCLE RECYCLING	000013222	01/16/25	30441	DECEMBER RECYCLING	\$133.50
	1				\$133.50
GALLUP, INC.	000013173	01/09/25	100135850	SURVEY SERVICES	\$495.00
	1				\$495.00
GARY WASSON	000013204	01/09/25	CHEQ00099008 455	06350216 Cheque Deposits 06350	\$143.59
	1				\$143.59
GEIGER	000013279	01/24/25	5694473	MATERIALS AND SUPPLIES	\$1,672.67
	000013344	01/30/25	5765572	SUPPLIES	\$3,418.60
	2				\$5,091.27
GERARD SIGNS & GRAPHICS INC	000013223	01/16/25	31489	GRAPHIC WRAP	\$1,296.97
	1				\$1,296.97
HAZEN AND SAWYER	000013108	01/07/25	0000010	M21-210B2 NOV24	\$5,060.00
	1				\$5,060.00
INDUSTRIAL METAL SUPPLY CO	000013281	01/24/25	2741362	MATERIALS AND SUPPLIES	\$253.83
		01/24/25	2734864	MATERIALS AND SUPPLIES	\$451.64
	1				\$705.47
INFOSEND INC	000013110	01/07/25	277303	PRINTING AND MAILING MATERIALS	\$1,994.57
	000013225	01/16/25	275527	NOV CUST BILLING	\$1,383.87
		01/16/25	277713	DEC CUST BILLING	\$1,394.70
	000013282	01/24/25	277218	MAILERS	\$24,483.89
	000013347	01/30/25	277532	MAILERS	\$5,271.58
	4				\$34,528.61
INTERCOM CLOCK & SIGNAL SERVICE	000013177	01/09/25	39587	CALL SERVICE	\$720.00
	1				\$720.00
IRENE KOMAR	000013133	01/07/25	CHEQ00099008 448	30001781 OVERPAYMENT	\$546.77
	1				\$546.77
JACOB TORRES	000013306	01/24/25	CHEQ00099008 457	30001271 Cheque Deposits 30001	\$102.26

Payment Listing by Class

1/1/2025 - 1/31/2025

Vendor Name	Check #/Count	Payment Date	Invoice Number	Invoice Description	Payment Amount
	1				\$102.26
JOHN ROBINSON CONSULTING, INC.	000013226	01/16/25	MW202401-11	DEC 2024 BILLING	\$20,047.50
	1				\$20,047.50
JOHNSON SERVICE GROUP, INC.	000013209	01/09/25	JT000582880	TEMP HELP	\$1,148.52
		01/09/25	JT000589406	TEMP HELP	\$1,137.03
		01/09/25	JT000591670	TEMP HELP	\$1,159.55
		01/09/25	JT000594985	TEMP HELP	\$1,090.19
	000013227	01/16/25	JT000583935	TEMP LABOR FINANCE	\$909.60
		01/16/25	JT000593627	TEMP LABOR ENGINEERING	\$1,161.81
	000013284	01/24/25	JT000597293	TEMP HELP	\$360.32
	3				\$6,967.02
JUSTIN LANE SAEGUSA	000013111	01/07/25	0459	MISC COLLATERAL	\$150.00
	000013349	01/30/25	0500	MISC COLLATERAL	\$200.00
	2				\$350.00
Keenan Associates	000013178	01/09/25	314137	CONSULTING SERVICES	\$13,500.00
		01/09/25	313316	CONSULTING SERVICES	\$5,000.00
	1				\$18,500.00
KEVIN KUWABARA	000013205	01/09/25	CHEQ00099008 454	03911100 overpayment	\$1,010.00
	1				\$1,010.00
KEVIN MURPHY	000013307	01/24/25	CHEQ00099008 459	10404700 Cheque Deposits 10404	\$79.22
	1				\$79.22
KIA FINANCE	000013179	01/09/25	2315318179JAN 25	KIA TELLURIDE	\$964.22
	1				\$964.22
KLEEN KRAFT SERVICES	000013180	01/09/25	1196445	UNIFORM AND LAUNDRY	\$393.27
	000013228	01/16/25	1199126	UNIFORMS, MATS, TOWELS	\$467.13
		01/16/25	1199801	UNIFORMS, MATS, TOWELS	\$467.13
	000013285	01/24/25	1200460	UNIFORM AND LAUNDRY	\$484.29
	000013350	01/30/25	1198464	UNIFORM AND LAUNDRY	\$477.27

Payment Listing by Class

1/1/2025 - 1/31/2025

Vendor Name	Check #/Count	Payment Date	Invoice Number	Invoice Description	Payment Amount
KLEEN KRAFT SERVICES	000013350	01/30/25	1201118	UNIFORM AND LAUNDRY	\$484.29
	4				\$2,773.38
LEICA GEOSYSTEMS SOLUTION CENTER	000013353	01/30/25	903809462	MARKING PAINT	\$208.40
	1				\$208.40
LEWIS CONSULTING GROUP	000013113	01/07/25	2024-123	GOVERNMENT SERVICES	\$3,000.00
	1				\$3,000.00
LIEBERT CASSIDY WHITMORE	000013114	01/07/25	283909	Req: 7335	\$4,730.00
	000013182	01/09/25	282584	LEGAL SERVICES	\$400.00
	2				\$5,130.00
LIFECOM, INC.	000013183	01/09/25	2104590-IN	CALIBRATION	\$65.00
		01/09/25	2104642-IN	CALIBRATION SERVICES	\$65.00
		01/09/25	2104644-IN	CALIBRATION SERVICES	\$278.53
	1				\$408.53
LINA CATURANO-CHENG	000013310	01/24/25	CHEQ00099008 460	06704200 Cheque Deposits 06704	\$23.36
	1				\$23.36
MESA SMOG	000013184	01/09/25	1593990	SMOG CHECK	\$50.00
		01/09/25	1521784	SMOG CHECK	\$50.00
		01/09/25	1512464	SMOG CHECK	\$50.00
	1				\$150.00
MICHELLE WU	000013134	01/07/25	CHEQ00099008 450	04306300 Overpayment	\$77.26
	1				\$77.26
MOUSE GRAPHICS	000013354	01/30/25	472572	PRINTING AND MEDIA	\$1,299.47
		01/30/25	472635	PRINTING AND MEDIA	\$163.78
	1				\$1,463.25
NAPA AUTO PARTS	000013355	01/30/25	045707	AUTO PARTS	\$162.82
		01/30/25	044792	AUTO PARTS	\$192.16
	1				\$354.98
NATURE CARE	000013230	01/16/25	31552	JAN 2025 BILLING	\$5,198.00
	1				\$5,198.00

Payment Listing by Class

1/1/2025 - 1/31/2025

Vendor Name	Check #/Count	Payment Date	Invoice Number	Invoice Description	Payment Amount
NEW PIG	000013187	01/09/25	24481796-00	MATERIALS AND SUPPLIES	\$414.91
	1				\$414.91
O'NEIL STORAGE #0481	000013288	01/24/25	2412039	STORAGE	\$128.48
	1				\$128.48
ORANGE COUNTY TREASURER - TAX COLLECTOR	000013357	01/30/25	422-301-03-2024-2	SECOND INSTALLMENT	\$1,751.26
	1				\$1,751.26
OSTS INC	000013358	01/30/25	64039	SAFETY TRAINING	\$3,790.00
	1				\$3,790.00
PAYCOR, INC.	0200746	01/07/25	INV06008311	DEC BILLING	\$1,686.72
	1				\$1,686.72
PLANTE & MORAN, PLLC	000013116	01/07/25	10353279	SOP	\$5,303.71
	000013252	01/24/25	10353776	AP CONSULTING	\$43,150.80
	000013359	01/30/25	10379425	CIS SELECTION	\$6,983.88
	3				\$55,438.39
PRO TRAFFIC SERVICES, INC.	000013361	01/30/25	226262	TRAFFIC CONTROL PLANS	\$745.00
	1				\$745.00
QUADIENT FINANCE USA, INC	000013126	01/07/25	80773751SEPT24	POSTAGE	\$42.27
	000013195	01/09/25	80773751OCT24	POSTAGE	\$500.97
		01/09/25	80773751NOV24	POSTAGE	\$551.55
	000013297	01/24/25	80773751DEC24	POSTAGE	\$843.29
	3				\$1,938.08
RAFTELIS FINANCIAL CONSULTANTS	000013117	01/07/25	37126	DATA COLLECTION	\$673.75
	000013289	01/24/25	36485	DATA COLLECTION	\$716.25
2				\$1,390.00	
RANDY MENDOZA	000013207	01/09/25	CHEQ00099008451	05108415 Cheque Deposits 05108	\$365.48
	1				\$365.48
RAYNE WATER SYSTEMS	000013118	01/07/25	8115	WATER SERVICE DEC24	\$49.35
	000013233	01/16/25	8197	JAN 2025 SOFTNER	\$49.35
		01/16/25	30486JAN25	JAN 2025 SERVICE	\$197.40
2				\$296.10	

Payment Listing by Class

1/1/2025 - 1/31/2025

Vendor Name	Check #/Count	Payment Date	Invoice Number	Invoice Description	Payment Amount
RED WING BUSINESS ADVANTAGE ACCT	000013119	01/07/25	789-1-71870	BOOTS	\$326.62
	000013189	01/09/25	20241226009986	BOOTS	\$381.23
	000013290	01/24/25	20250109009986	SAFETY GEAR	\$597.99
	3				\$1,305.84
RESOURCE BUILDING MATERIALS	000013120	01/07/25	3918739	MATERIALS	\$499.98
	1				\$499.98
SAGEVIEW ADVISORY GROUP, LLC	000013190	01/09/25	2024-22100	PERSONALSAGE	\$7,978.60
	1				\$7,978.60
SANCON TECHNOLOGIES, INC.	000013308	01/24/25	CHEQ00099008458	20078600 Cheque Deposits 20078	\$1,186.95
	1				\$1,186.95
SAVE OUR YOUTH	000013123	01/07/25	2068	Req: 7331	\$250.00
	1				\$250.00
SE PIPELINE CONSTRUCTION	000013208	01/09/25	CHEQ00099008453	20075200 Cheque Deposits 20075	\$1,246.08
	1				\$1,246.08
SECTRAN SECURITY INC	000013362	01/30/25	25011279	ARMORED CAR	\$117.28
	1				\$117.28
SUNBELT RENTALS INC. DBA BAKER PARTY RENTALS	000013213	01/16/25	141065	EVENT RENTAL	\$503.52
	000013261	01/24/25	142629	RENTAL SUPPLIES	\$732.80
	2				\$1,236.32
SWRCB	000013124	01/07/25	WD-0284239	Req: 7356	\$3,630.00
	000013139	01/09/25	LW-1049374	Req: 7353	\$99,656.00
	2				\$103,286.00
T2 TECHNOLOGY GROUP, LLC	000013125	01/07/25	0040705	NOV 2024 SERVER SECURITY	\$633.00
		01/07/25	0040674	M24-202 CORSESTACK	\$312.00
		01/07/25	0040695	SUPPORT SERVICES	\$2,560.00
		01/07/25	0040696	SECURITY UPDATE	\$86.78
		01/07/25	0040697	NOV 2024 CONSTRUCTION COSTS	\$11,000.00
		01/07/25	0040703	NOW 24 IT SUPPORT	\$480.00
		01/07/25	0040707	OCT 2024 IT SUPPORT	\$22,829.99

Payment Listing by Class

1/1/2025 - 1/31/2025

Vendor Name	Check #/Count	Payment Date	Invoice Number	Invoice Description	Payment Amount
T2 TECHNOLOGY GROUP, LLC	000013295	01/24/25	0040715	365 ANNUALSUBCRIPTIO N	\$5,194.47
		01/24/25	0040716	MAINTENANCE AND SUPPORT	\$11,000.00
		01/24/25	0040717	SECURITY UPDATES	\$83.98
		01/24/25	0040721	NETWORK ESSENTIALS	\$627.00
		01/24/25	0040725	PROFESSIONAL SUPPORT	\$1,069.50
	2				\$55,876.72
THE CERTIF-A-GIFT COMPANY	000013099	01/07/25	1902241	GIFT BOOKLETS	\$161.63
		01/07/25	1902242	GIFT BOOKLETS	\$161.63
	1				\$323.26
THE COCO GALLERY	000013101	01/07/25	INV-000094	EVENT COVERAGE	\$400.00
	1				\$400.00
THEODORE ROBINS FORD	000013193	01/09/25	C182421	FLEET MAINENANCE	\$95.00
		01/09/25	C16574	FLEET MAINTENANCE	\$2,183.22
		01/09/25	C17303	FLEET MAINTENANCE	\$192.94
		01/09/25	C18125	FLEET MAINTENANCE	\$235.07
	000013364	01/30/25	C18857	FLEET MANAGEMENT	\$83.93
		01/30/25	C19856	FLEET MANAGEMENT	\$294.81
		01/30/25	C19654	FLEET MAINTENANCE	\$83.93
		01/30/25	C19936	FLEET MANAGEMENT	\$705.94
	2				\$3,874.84
TK ELEVATOR	000013194	01/09/25	3008242083	MAINTENANCE 12/24 TO 02/25	\$3,016.48
	1				\$3,016.48
ULINE	000013128	01/07/25	186719910	SHIPPING SUPPLIES	\$534.16
		01/16/25	187151412	SUPPLIES	\$117.93
	2				\$652.09
UNIV CALIF IRVINE FOUNDATION	000013366	01/30/25	191	Req: 7455	\$5,000.00
	1				\$5,000.00
UNIVERSAL WASTE SYSTEMS, INC	000013241	01/16/25	0003604771	DUMPING FEE	\$166.28
	1				\$166.28

Payment Listing by Class

1/1/2025 - 1/31/2025

Vendor Name	Check #/Count	Payment Date	Invoice Number	Invoice Description	Payment Amount
UNUM	000013367	01/30/25	0420560-001-6.1	UNUM INS BILLING	\$153.18
	1				\$153.18
VAN SCOYOC ASSOCIATES	000013243	01/16/25	80425	NOV BILLING	\$11,008.79
		01/16/25	80552	DEC BILLING	\$11,000.00
	000013368	01/30/25	80760	ADVOCACY CONSULTING	\$13,557.24
	2				\$35,566.03
VERIZON COMMUNICATIONS INC.	000013199	01/09/25	628000058310	GPS TRACKING	\$1,501.15
	1				\$1,501.15
VERIZON WIRELESS	000013244	01/16/25	600000068035	1000000186733 12/1 - 12/31	\$1,501.15
	000013301	01/24/25	6101746526	842498902-00001	\$1,422.63
	2				\$2,923.78
VONAGE HOLDINGS CORPORATION	000013129	01/07/25	2332988	DEC 2024	\$13,067.35
	000013245	01/16/25	2335741	907011 1/1 - 1/31	\$13,280.46
	2				\$26,347.81
VORTEX INDUSTRIES, INC	000013302	01/24/25	09-1770730	MAINTENANCE AND REPAIR	\$942.93
	1				\$942.93
WASTE MANAGEMENT OF OC	000013202	01/09/25	7967036-0149-5	TRASH COLLECITON	\$708.66
	000013246	01/16/25	0475120-2884-7	JANUARY SERVICE	\$1,774.89
	000013371	01/30/25	7967164-0149-5	TRASH COLLECTION	\$1,417.32
	3				\$3,900.87
WEST COAST AUTO GROUP, INC.	000013135	01/07/25	CHEQ00099008 449	04601001 Cheque Deposits 04601	\$47.73
	1				\$47.73
WEST YOST ASSOCIATES	000013247	01/16/25	2061011	NOV 9 - DEC 6 BILLING	\$5,201.00
	000013305	01/24/25	2060277	SUPPORT SERVICES	\$3,353.50
	2				\$8,554.50
WESTERN EXTERMINATOR COMPANY	000013203	01/09/25	71178873	PEST CONTROL	\$141.57
		01/09/25	71178874	PEST CONTROL	\$141.96
	000013304	01/24/25	68601934	EXTERMINATOR	\$141.57
		01/24/25	68601935	EXTERMINATOR	\$141.96
		01/24/25	72365223	EXTERMINATOR	\$141.57
		01/24/25	72365224	EXTERMINATOR	\$141.96

Payment Listing by Class

1/1/2025 - 1/31/2025

Vendor Name	Check #/Count	Payment Date	Invoice Number	Invoice Description	Payment Amount
	2				\$850.59
WILSON COFFEE ROASTING INC	000013372	01/30/25	40506	COFFEE	\$100.00
		01/30/25	40476	COFFEE	\$50.00
	1				\$150.00
YORKE ENGINEERING, LLC	000013131	01/07/25	40761	SUPPORT SERVICES	\$1,944.00
		01/07/25	41675	SUPPORT SERVICES	\$564.00
		01/07/25	40421	SUPPORT SERVICES	\$700.00
	000013248	01/16/25	41286	OCTOBER BILLING	\$1,713.01
	000013373	01/30/25	42122	MANAGEMENT SUPPORT	\$544.00
	3				\$5,465.01
ZAYO GROUP LLC	000013132	01/07/25	2024120035347	CIRCUIT	\$2,383.62
	000013249	01/16/25	2025010035347	JAN SERVICE CHARGES	\$2,392.42
	2				\$4,776.04
Total GENERAL AND ADMINISTRATIVE	153				\$1,015,462.52
PROJECT REFUNDS					
1750 NEWPORT BLVD, CM LLC	000013267	01/24/25	C0234-22-01R	Req: 7378	\$16,100.10
	1				\$16,100.10
265 Briggs CM LLC	000013326	01/30/25	C0153-21-01B	Req: 7458	\$1,850.00
	1				\$1,850.00
ALLISON MANN	000013268	01/24/25	C0348-23-01B	Req: 7344	\$1,000.00
	1				\$1,000.00
ANTHONY CAPOLINO	000013152	01/09/25	C0195-21-01B	Req: 7340	\$1,000.00
	000013265	01/24/25	C0195-21-01PC	Req: 7374	\$1,108.00
	2				\$2,108.00
AUBREE ELIZABETH BOUL LIVING TRUST	000013154	01/09/25	C0205-21-01R	Req: 7311	\$5,346.80
	1				\$5,346.80
BRIAN ROTTSCHAFER	000013156	01/09/25	C0319-23-01R	Req: 7284	\$469.04
	1				\$469.04
CHRIS SHEPARD	000013325	01/30/25	C0129-20-01B	Req: 7385	\$1,000.00
	1				\$1,000.00
DAVID A BASOK	000013155	01/09/25	C0308-23-01R	Req: 7282	\$185.35
	1				\$185.35

Payment Listing by Class

1/1/2025 - 1/31/2025

Vendor Name	Check #/Count	Payment Date	Invoice Number	Invoice Description	Payment Amount
DEVON & DAN REAL ESTATE LLC.	000013159	01/09/25	C0383-23-01R	Req: 7290	\$2,960.50
	1				\$2,960.50
EAGLE GLOBAL LLC	000013333	01/30/25	C0411-24-01B	Req: 7415	\$1,000.00
	1				\$1,000.00
GARRETT FUTRELL	000013158	01/09/25	C0379-23-01R	Req: 7287	\$537.45
	1				\$537.45
HARRY CIPOLLA	000013328	01/30/25	C0246-22-01R	Req: 7411	\$6,657.99
	1				\$6,657.99
HIGHER GROUND HOLDINGS LLC.	000013329	01/30/25	C0266-22-01R	Req: 7442	\$688.74
	1				\$688.74
JOHN WAYNE AIRPORT	000013324	01/30/25	C0089-19-01B	Req: 7407	\$1,000.00
	1				\$1,000.00
JOSHUA GARRETT	000013157	01/09/25	C0344-23-01	Req: 7286	\$1,235.20
	1				\$1,235.20
KARL S OZINGA GST SEPARATE TRUST	000013332	01/30/25	C0334-23-01R	Req: 7413	\$416.78
	1				\$416.78
KDC CONSTRUCTION	000013096	01/07/25	C0385-23-01R	Req: 7291	\$6,120.79
	1				\$6,120.79
LIEM VAN DO	000013374	01/30/25	C0030-17-01B	Req: 7384	\$1,000.00
	1				\$1,000.00
M.V PARTNERS	000013323	01/30/25	C0014-17-02B	Req: 7404	\$3,765.00
	1				\$3,765.00
MIRACLE MILE PROPERTIES	000013251	01/24/25	C0071-20-01R	Req: 7422	\$306,359.18
	1				\$306,359.18
ORANGE COUNTY MUSEUM OF ART	000013150	01/09/25	C0105-20-01B	Req: 7338	\$13,650.00
	1				\$13,650.00
PAM CANFIELD	000013093	01/07/25	C0174-20-01R	Req: 7313	\$1,818.52
	1				\$1,818.52
PLANET HOME HOUSING POOL 1 LLC	000013334	01/30/25	C2245B	Req: 7381	\$2,395.00
	1				\$2,395.00
Rion Dalby	000013269	01/24/25	C0395-23-01B	Req: 7390	\$1,100.00
	1				\$1,100.00
SOUTH COAST PLAZA	000013149	01/09/25	C0070-21-02R	Req: 7310	\$3,685.74
	1				\$3,685.74

Payment Listing by Class

1/1/2025 - 1/31/2025

Vendor Name	Check #/Count	Payment Date	Invoice Number	Invoice Description	Payment Amount
TARA MCNABB	000013151	01/09/25	C0165-21-01R	Req: 7265	\$438.41
	1				\$438.41
TAYLOR MORRISON OF CALIFORNIA, LLC. (SCA)	000013270	01/24/25	C2149B	Req: 7383	\$29,768.00
	1				\$29,768.00
THE PRESS OWNER LLC (STEELWAVE LP AS AGENT)	000013153	01/09/25	C0201-21-01R	Req: 7278	\$29,575.23
	000013266	01/24/25	C0201-21-01B	Req: 7382	\$8,000.00
	2				\$37,575.23
TRANG THU DANG	000013095	01/07/25	C0292-23-01R	Req: 7308	\$4,224.09
	1				\$4,224.09
TRAVIS HARTANOV	000013327	01/30/25	C0212-22-02B	Req: 7341	\$1,000.00
	1				\$1,000.00
VILLOPOTO INVESTMENTS, LLC	000013094	01/07/25	C0227-22-01B	Req: 7231	\$1,400.00
	1				\$1,400.00
WILNDWARD LLC	000013330	01/30/25	C0297-23-01R	Req: 7412	\$503.13
	1				\$503.13
ZVI ELJASZ	000013331	01/30/25	C0323-23-01R	Req: 7375	\$3,356.18
	1				\$3,356.18
Total PROJECT REFUNDS	35				\$460,715.22
RETIREE CHECKS					
COLEEN L MONTELEONE	000013162	01/09/25	010525	MONTHLY STIPEND	\$34.00
	1				\$34.00
DIANA LEACH	000013165	01/09/25	010525	MONTHLY STIPEND	\$268.53
	1				\$268.53
Total RETIREE CHECKS	2				\$302.53
VARIOUS					
ACADEMY ELECTRIC INC.	000013317	01/30/25	1302-45	ELECTRICAL SERVICE	\$282.00
	1				\$282.00
AMAZON BUSINESS	000013087	01/07/25	1GQ7-9L37-GRN1	OFFICE SUPPLIES	\$4.73
		01/07/25	1LPV-WNQP-JR3Y	IT SUPPLIES	\$42.56
		01/07/25	1LQW-DM3F-YJFJ	IT SUPPLIES	\$515.24
		01/07/25	1MCM-JX1Y-6D11	OFFICE SUPPLIES	\$99.08

Payment Listing by Class

1/1/2025 - 1/31/2025

Vendor Name	Check #/Count	Payment Date	Invoice Number	Invoice Description	Payment Amount
AMAZON BUSINESS	000013087	01/07/25	1TGN-NPV9-3HCY	OFFICE SUPPLIES	\$8.61
		01/07/25	139W-JYGF-VFC7	OFFICE SUPPLIES	\$239.76
		01/07/25	1CGQ-GD4G-36FV	OFFICE SUPPLIES	\$171.62
		01/07/25	1JJQ-PWCQ-6TXL	OFFICE SUPPLIES	\$118.40
		01/07/25	1YVD-PTKL-77QF	OFFICE SUPPLIES	\$213.78
		01/07/25	11K1-CDTL-3H94	IT SUPPLIES	\$96.86
		01/07/25	176F-RTYW-6F1K	OFFICE SUPPLIES	\$25.83
		01/07/25	1GNP-9GDM-D3NT	OFFICE SUPPLIES	\$145.41
		01/07/25	1147-V64F-43VH	IT SUPPLIES	\$298.34
	000013142	01/09/25	1XJC-H7HL-79GC	OFFICE SUPPLIES	\$279.11
	000013211	01/16/25	1CDH-P3LC-1XNR	SUPPLIES	\$561.90
			1DY6-M9GV-9DKW	SUPPLIES	\$24.26
			1VKK-ND4V-3LN6	SUPPLIES	\$326.37
			14X1-6MM4-XM69	SUPPLIES	\$357.95
			167X-GHJ6-7VVL	SUPPLIES	\$71.85
	000013255	01/24/25	17QY-P3PC-GLLY	IT SUPPLIES	\$173.32
			1J4V-H4MJ-GDFC	OFFICE SUPPLIES	\$269.91
			1LGP-X7QD-MR7Y	IT SUPPLIES	\$150.74
			16R6-WYRD-P9RK	OFFICE SUPPLIES	\$259.63
			1CW3-NK3L-GCDX	OFFICE SUPPLIES	\$195.10
			17PP-HK9M-C7HY	IT SUPPLIES	\$62.19
1NWR-LP1T-PQMY			IT SUPPLIES	\$151.02	
1LNR-611J-G46N			OFFICE SUPPLIES	\$112.08	

Payment Listing by Class

1/1/2025 - 1/31/2025

Vendor Name	Check #/Count	Payment Date	Invoice Number	Invoice Description	Payment Amount
AMAZON BUSINESS	000013255	01/24/25	1V7C-19KK-F6X7	IT SUPPLIES	\$38.90
		01/24/25	1YWF-4P6T-DQ9F	IT SUPPLIES	\$102.35
	000013319	01/30/25	17QY-P3PC-31HJ	OFFICE SUPPLIES	\$175.73
		01/30/25	1VPR-TQ9Y-YDFH	OFFICE SUPPLIES	\$221.22
		01/30/25	1HH9-MVV6-13C6	OFFICE SUPPLIES	\$25.76
		01/30/25	1HVW-Y7NL-TDHD	OFFICE SUPPLIES	\$66.28
		01/30/25	1WQG-QHWW-LC1G	OFFICE SUPPLIES	\$213.38
		01/30/25	111T-K174-NP1T	OFFICE SUPPLIES	\$185.91
		01/30/25	13GV-Q9VG-6MT7	OFFICE SUPPLIES	\$148.60
5					\$6,153.78
AT&T	000013089	01/07/25	926307798709X120124	DEC 2024	\$1,523.75
	000013212	01/16/25	33926307798709JAN25	07798709 - 1/1 - 1/31	\$1,523.75
	2				
CITADEL ENVIRONMENTAL SERVICES INC	000013100	01/07/25	0036519	ASSESSMENT	\$2,048.00
	1				
CLEAN DIESEL SPECIALISTS SO CAL, INC.	000013336	01/30/25	3-119767	FLEET SERVICE	\$924.55
	1				
COUNTY OF ORANGE -	000013274	01/24/25	STCS002685	Req: 7402	\$736.26
	1				
DION & SONS, INC	000013339	01/30/25	840523	UNLEADED FUEL	\$4,568.78
		01/30/25	839547	UNLEADED GAS	\$9,806.51
		01/30/25	839548	DESEL FUEL	\$1,135.85
	1				
ELITE EQUIPMENT	000013166	01/09/25	51810	MAINTENANCE	\$484.50
		01/09/25	51900	MAINTENANCE	\$1,701.75
	1				
FEDERAL EXPRESS CORPORATION	000013169	01/09/25	9-686-51541	MAILING SERVICE	\$7.17
	000013275	01/24/25	8-674-64904	MAILING	\$89.64

Payment Listing by Class

1/1/2025 - 1/31/2025

Vendor Name	Check #/Count	Payment Date	Invoice Number	Invoice Description	Payment Amount
	2				\$96.81
FERGUSON ENTERPRISES INC	000013171	01/09/25	0035932	MATERIALS	\$955.10
	000013276	01/24/25	0278682	DECHLORINATOR	\$1,226.05
	2				\$2,181.15
FORSTA FILTERS INC	000013277	01/24/25	24685	MATERIALS AND SUPPLIES	\$6,715.50
	1				\$6,715.50
GRAINGER	000013174	01/09/25	9352265780	MATERIALS AND SUPPLIES	\$727.89
	000013224	01/16/25	9300507929	SUPPLIES	\$529.75
	000013280	01/24/25	9355778300	MATERIALS AND SUPPLIES	\$512.03
	3				\$1,769.67
HACH COMPANY	000013176	01/09/25	14309386	MATERIALS AND SUPPLIES	\$2,003.42
	1				\$2,003.42
MARVAC ELECTRONICS INC	000013186	01/09/25	5201453	MATERIALS AND SUPPLIES	\$61.87
	1				\$61.87
SHERWIN WILLIAMS COMPANY	000013191	01/09/25	3696-4	SUPPLIES	\$129.31
	000013363	01/30/25	4732-6	PAINT SUPPLIES	\$128.07
		01/30/25	3344-1	PAINT SUPPLIES	\$124.95
	2				\$382.33
SIGN DEPOT	000013292	01/24/25	10654	CUSTOM SIGNS	\$96.98
	1				\$96.98
SPRYPOINT SERVICES INC	000013234	01/16/25	SUB-00102	ANNUAL SUBSCRIPTION	\$2,552.56
	1				\$2,552.56
STIVERS & ASSOCIATES INC.	000013235	01/16/25	12-1214	MWRF MONTHLY LANDSCAPE	\$412.50
	1				\$412.50
THE HOME DEPOT COMMERCIAL ACCT	000013346	01/30/25	112824	DECEMBER BILLING	\$1,623.69
		01/30/25	122724	JANUARY BILLING	\$1,364.30
	1				\$2,987.99
TRUSSELL TECHNOLOGIES INC	000013237	01/16/25	0000010313	NOVEMBER BILLING	\$15,997.50
	1				\$15,997.50
TYCO/ JOHNSON CONTROLS	000013196	01/09/25	10523662	SECURITY MONITORING	\$12,644.67

Payment Listing by Class

1/1/2025 - 1/31/2025

Vendor Name	Check #/Count	Payment Date	Invoice Number	Invoice Description	Payment Amount
TYCO/ JOHNSON CONTROLS	000013196	01/09/25	40676994	SECURITY MONITORING	\$279.93
		01/09/25	40783648	SECURITY MONITORING	\$20.42
1					\$12,945.02
VFS FIRE & SECURITY SERVICES	000013369	01/30/25	87041	ANNUAL SPRINKLER INSPECTION	\$500.00
		01/30/25	87040	ANNUAL SPRINKLER INSPECTION	\$500.00
1					\$1,000.00
Total VARIOUS		32			\$80,092.78
WATER SUPPLY					
AIRGAS USA LLC	000013210	01/16/25	5513545744	RENTAL 12-1 - 12-31.24	\$74.76
		1			
D&H WATER SYSTEMS	000013104	01/07/25	I2024-1495	SUPPLIES	\$8,150.23
		1			
HARRINGTON INDUSTRIAL PLASTICS	000013107	01/07/25	002S2247	MATERIALS AND SUPPLIES	\$1,917.69
		1			
MUNICIPAL WATER DISTRICT OF OC	000013286	01/24/25	3093	WATER EFFICIENCY	\$348.77
		1			
OCWD	0200912	01/08/25	26982	NOV 2024	\$31,816.13
		01/27/25	RA123124	WATER PROD JULY TO DEC 2024	\$3,000,000.00
		01/28/25	RA123124	WATER PROD JULY TO DEC 2024	\$2,742,323.20
3					\$5,774,139.33
PACIFIC HYDROTECH CORPORATION	000013085	01/07/25	04	M21-210B2 AUG TO SEPT 2024	\$189,924.00
		01/07/25	06	M21-210B2 NOV 2024	\$388,022.75
		01/07/25	C2320-04	M21-210B2 AUG TO SEPT 2024	\$408,295.75
1					\$986,242.50
PACIFIC STAR CHEMICAL DBA NORTHSTAR CHEMICAL	000013287	01/24/25	301062	SODIUM HYPOCHLORITE	\$3,620.47
		01/24/25	301058	SODIUM HYPOCHLORITE	\$6,005.76
		01/24/25	301059	SODIUM HYPOCHLORITE	\$3,883.70

Payment Listing by Class

1/1/2025 - 1/31/2025

Vendor Name	Check #/Count	Payment Date	Invoice Number	Invoice Description	Payment Amount
PACIFIC STAR CHEMICAL DBA NORTHSTAR CHEMICAL	000013287	01/24/25	301061	SODIUM HYPOCHLORITE	\$6,034.11
	000013356	01/30/25	300271	SODIUM HYPOCHORITE	\$4,049.74
		01/30/25	300272	SODIUM HYPOCHORITE	\$4,859.69
		01/30/25	300273	SODIUM HYPOCHORITE	\$4,576.20
		01/30/25	302164	SODIUM HYPOCHORITE	\$5,556.24
		01/30/25	302167	SODIUM HYPOCHORITE	\$4,859.69
		01/30/25	302168	SODIUM HYPOCHORITE	\$4,859.69
2					\$48,305.29
SEPARATION PROCESSES, INC	000013122	01/07/25	11286	SUPPORT SERVICES	\$3,940.00
1					\$3,940.00
Total WATER SUPPLY	11				\$6,823,118.57
WATER SYSTEM					
ALS TRUESDAIL LABORATORIES INC	000013127	01/07/25	522406864	LAB ANALYSIS SERVICE	\$47.00
	000013298	01/24/25	522500163	LAB ANALYSIS SERVICES	\$47.00
2					\$94.00
BADGER METER INC.	000013146	01/09/25	80182091	MONTHLY SERVICE CHARGE	\$2,492.06
	000013260	01/24/25	1694660	MATERIALS AND SUPPLIES	\$6,711.30
	000013321	01/30/25	1689494	MATERIALS AND SUPPLIES	\$168.09
		01/30/25	80176835	MATERIALS AND SUPPLIES	\$19,830.31
3					\$29,201.76
BATTERY MART INC	000013091	01/07/25	48960	8D BATTERIES	\$777.65
		01/07/25	49238	8D BATTERIES	\$124.77
1					\$902.42
BEACH CITY LIFT INC.	000013262	01/24/25	4743-1	MAINTENANCE AND REPAIR	\$198.88
1					\$198.88
EWLES MATERIALS INC	000013168	01/09/25	502288	MATERIALS AND SUPPLIES	\$600.00

Payment Listing by Class

1/1/2025 - 1/31/2025

Vendor Name	Check #/Count	Payment Date	Invoice Number	Invoice Description	Payment Amount	
EWLES MATERIALS INC	000013168	01/09/25	503066	MATERIALS	\$600.00	
	000013341	01/30/25	504113	MATERIALS	\$300.00	
		01/30/25	504179	PAVING MATERIAL	\$300.00	
2					\$1,800.00	
FERGUSON WATERWORKS	000013106	01/07/25	4712156	MATERIALS AND SUPPLIES	\$416.31	
		01/07/25	0041684	MATERIALS AND SUPPLIES	\$5,960.30	
	000013170	01/09/25	0037440	MATERIALS AND SUPPLIES	\$10,114.76	
		01/09/25	0041299	MATERIALS AND SUPPLIES	\$1,980.12	
		01/09/25	0041865	MATERIALS AND SUPPLIES	\$13,460.89	
	000013221	01/16/25	SC726	SVC CHARGE	\$256.93	
		01/16/25	0041988	SUPPLIES	\$2,605.40	
	000013342	01/30/25	SC667	SERVICE CHARGE NOV	\$1,674.15	
	4					\$37,048.02
	GOLDEN BELL PRODUCTS	000013345	01/30/25	18873	RELEASE-IT	\$317.86
1					\$317.86	
IRVINE PIPE & SUPPLY	000013283	01/24/25	S119735681.001	MATERIALS AND SUPPLIES	\$58.77	
		01/24/25	S119519756.001	MATERIALS AND SUPPLIES	\$1.55	
	000013348	01/30/25	S119841523.001	SUPPLIES AND MATERIAL	\$67.34	
	REMIT0000 000000009 54	01/09/25			\$0.00	
3					\$127.66	
LARRY'S BUILDING MATERIALS	000013181	01/09/25	SA-21781	BUILDING MATERIALS	\$86.74	
		01/09/25	SA-21828	MATERIALS AND SUPPLIES	\$170.43	
	000013229	01/16/25	SA-21444	SUPPLIES	\$267.77	
	000013351	01/30/25	SA-22089	MATERIALS AND SUPPLIES	\$143.39	
3					\$668.33	

Payment Listing by Class

1/1/2025 - 1/31/2025

Vendor Name	Check #/Count	Payment Date	Invoice Number	Invoice Description	Payment Amount
LINDE GAS & EQUIPMENT INC.	000013136	01/07/25	47033250	TANK SUPPLIES AND MATERIALS	\$365.61
	000013360	01/30/25	47270154	MATERIALS AND SUPPLIES	\$3,637.64
	2				\$4,003.25
OMAR & SON'S TRUCKING	000013188	01/09/25	10588	TRUCKING SERVICES	\$3,712.00
	1				\$3,712.00
ORANGE COUNTY SANITATION DISTRICT	000013231	01/16/25	545094	QTR EST. 10/1 - 12/31/24	\$14,170.13
	1				\$14,170.13
POLLARD WATER	000013232	01/16/25	SC2712	SVC CHARGE	\$8.69
	1				\$8.69
SOUTH COAST A.Q.M.D.	000013291	01/24/25	4450036	NOV 2024	\$2,705.20
		01/24/25	4463886	DEC 2024	\$3,019.92
		01/24/25	4452337	PERMIT	\$165.96
		01/24/25	4466225	DEC 2024	\$165.96
	1				\$6,057.04
STATE WATER RESOURCES CONTROL BOARD	000013294	01/24/25	SW-0307109	Req: 7398	\$565.00
	1				\$565.00
UNDERGROUND SERVICE ALERT/SC	000013240	01/16/25	1220240451	243 TICKETS	\$459.45
		01/16/25	24-252125	3,993 TICKETS	\$217.29
	1				\$676.74
UNITED RENTALS	000013198	01/09/25	241514235-002	TRAILER	\$326.67
	1				\$326.67
UNITED WATERWORKS INC.	000013242	01/16/25	D129352-1	MATERIALS AND SUPPLIES	\$1,330.48
	000013299	01/24/25	D132373-1	MATERIALS AND SUPPLIES	\$1,241.28
	2				\$2,571.76
VULCAN MATERIALS	000013130	01/07/25	2416066	PAVING MATERIALS	\$300.01
	000013201	01/09/25	2484479	MATERIALS AND SUPPLIES	\$351.63
		01/09/25	2454350	MATERIALS AND SUPPLIES	\$124.50
	000013303	01/24/25	2539224	MATERIALS AND SUPPLIES	\$242.65
	000013370	01/30/25	2399788	PAVING MATERIALS	\$238.06
		01/30/25	2362575	PAVING MATERIALS	\$353.92

Payment Listing by Class

1/1/2025 - 1/31/2025

Vendor Name	Check #/Count	Payment Date	Invoice Number	Invoice Description	Payment Amount
VULCAN MATERIALS	000013370	01/30/25	2577082	PAVING MATERIAL	\$125.64
		01/30/25	2577464	PAVING MATERIALS	\$185.29
		01/30/25	2288890	PAVING MATERIALS	\$254.12
		01/30/25	2362406	PAVING MATERIALS	\$359.66
	4				\$2,535.48
Total WATER SYSTEM	35				\$104,985.69
Total Payments (All)	311				\$9,462,737.34



*Dedicated to
Satisfying our Community's
Water Needs*

MEMORANDUM

TO: Board of Directors
FROM: Anthony Phou, Controller
DATE: March 12, 2025
SUBJECT: Monthly Financial Reports

RECOMMENDATION

Receive and file the Monthly Financial Reports.

STRATEGIC PLAN

Goal #3: Be financially responsible and transparent.

PRIOR BOARD ACTION/DISCUSSION

None.

DISCUSSION

The attached Treasurer's status reports reflect the performance of Mesa Water's cash and investment accounts.

FINANCIAL IMPACT

None.

ATTACHMENTS

Attachment A: Monthly Treasurer's Status Report on Investments as of 1/31/25
Attachment B: Monthly Treasurer's Status Report on Investments as of 12/31/24

Mesa Water District
Monthly Treasurer's Status Report on Investments
1/31/2025



Investments are in compliance with the Investment Policy adopted as Resolution 1575 of the Mesa Water District Board of Directors. The liquidity of investments will meet cash flow needs for the next six months except under unforeseen catastrophic circumstances.

INVESTMENTS	YTM@Cost	Cost Value	Market Value	Maturity Date	Days to Maturity	% of Portfolio	Policy % Limit
Local Agency Investment Fund (LAIF)	4.37%	1,186.82	1,186.82	Liquid	1	0.01%	No Limit
Orange County Investment Pool (OCIP)	4.16%	16,673.98	16,673.98	Liquid	1	0.07%	No Limit
Miscellaneous Cash (Petty, Emergency, etc.)	0.00%	14,000.00	14,000.00	Liquid	1	0.06%	N/A
US Bank Custody Account							
Negotiable Certificate of Deposit	1.51%	4,473,000.00	4,387,027.09	Various	412	19.05%	30.00%
US Agency Bonds	0.83%	9,049,421.16	8,795,849.95	Various	340	38.18%	No Limit
US Treasury Bonds	0.61%	991,055.86	971,480.00	Various	284	4.22%	No Limit
Sub Total / Average	1.03%	14,513,477.02	14,154,357.04		415		
US Bank Custody Account	4.02%	1,031,378.94	1,031,378.94	Liquid	1	4.48%	No Limit
Pacific Premier Bank	1.25%	7,815,362.28	7,815,362.28	Liquid	1	33.93%	No Limit
Total / Average	1.24%	\$ 23,392,079.04	\$ 23,032,959.06		221	100.00%	

PARS OPEB & PENSION TRUS	Monthly Rate of Return	Cost Value	Market Value
Public Agency Retirement Services (PARS)			
Capital Appreciation HighMark PLUS Fund			
OPEB	2.44%	\$ 2,530,242.51	\$ 2,610,728.00
Pension Trust	2.40%	\$ 15,117,632.58	\$ 15,644,965.01
		\$ 17,647,875.09	\$ 18,255,693.01

PARS OPEB & Pension Trust Benchmark | S & P 500 Index
1 Month | 2.70 %

RISK RETENTION CORPORATION	Monthly Rate of Return	Balance
Pacific Premier Bank	N/A	\$ 45,847.41

California | Local Government Investment Pools

(1) Local Agency Investment Fund | LAIF includes funds designated for allocation of working capital cash to reserves, working capital cash and advances for construction. LAIF market value on Monthly Treasurer's Status Report on Investments for months between quarters is the dollar amount invested times the fair market value Fair Value factor of prior quarter end. The general ledger LAIF carrying value reflects market value (unrealized gains and losses) only at fiscal year end. LAIF provides the Fair Value factor as of March 31, June 30, September 30 and December 31 each year. LAIF market value on this report is based on the December 2024 Fair Value Factor of 0.999621985.

(2) Orange County Treasurer's Investment Pool | OCIP - The 2024 Net Asset Value Factor is estimated at 1.00, and the interest rate is the Monthly Net Yield.

Weighted Average Return

Mesa Water® Funds | 1.24 %

Benchmark: 3 Month Treasury Bill - January 2025 | 4.34 %

Weighted Average Maturity

Years | 0.61 Days | 221

Mesa Water District
Transactions Summary
Monthly Treasurer's Status Report - Investment Activity
Group By: Action
Portfolio / Report Group: Report Group | Treasurer's Report
Begin Date: 12/31/2024, End Date: 01/31/2025

Description	CUSIP/Ticker	YTM @ Cost	Settlement Date	Maturity Date	Face Amount/Shares	Principal	Interest/Dividends	Total
Interest								
Live Oak Banking NC 0.5 2/10/2026	538036NE0	0.000	1/1/2025	2/10/2026	0.00	0.00	105.74	105.74
Seattle Bank WA 0.75 6/2/2025-20	81258PKJ1	0.000	1/2/2025	6/2/2025	0.00	0.00	158.61	158.61
Discover Bank3.4 7/6/2027	254673L38	0.000	1/6/2025	7/6/2027	0.00	0.00	4,199.23	4,199.23
Apex Bank TN 0.95 5/8/2025	03753XBK5	0.000	1/8/2025	5/8/2025	0.00	0.00	200.91	200.91
LAIF LGIP	LGIP0012	0.000	1/15/2025	N/A	0.00	0.00	13.64	13.64
Medallion Bank UT 0.6 7/15/2025	58404DHM6	0.000	1/15/2025	7/15/2025	0.00	0.00	126.89	126.89
Evergreen Bank IL 4 12/16/2026	300185LF0	0.000	1/16/2025	12/16/2026	0.00	0.00	845.92	845.92
Texas Exchange Bank TX 0.6 12/18/2025	88241TJR2	0.000	1/18/2025	12/18/2025	0.00	0.00	126.89	126.89
UBS Bank UT 0.95 8/25/2026	90348JS50	0.000	1/25/2025	8/25/2026	0.00	0.00	200.91	200.91
FNMA 0.6 7/29/2025-22	3136G4D75	0.000	1/29/2025	7/29/2025	0.00	0.00	750.00	750.00
Orange County Investment Pool LGIP	LGIP9LC	0.000	1/29/2025	N/A	0.00	0.00	0.08	0.08
Toyota Financial Savings NV 0.95 7/29/2026	89235MLE9	0.000	1/29/2025	7/29/2026	0.00	0.00	1,187.68	1,187.68
Alliant Credit Union IL 4.85 12/30/2027	01882MAA0	0.000	1/30/2025	12/30/2027	0.00	0.00	1,021.56	1,021.56
First Commercial Bank MS 0.3 3/31/2025	31984GFK0	0.000	1/30/2025	3/31/2025	0.00	0.00	63.44	63.44
Transportation Alliance Bank 0.4 1/30/2025	89388CFD5	0.000	1/30/2025	1/30/2025	0.00	0.00	83.91	83.91
Signature Federal CR 4.4 1/31/2028	82671DAB3	0.000	1/31/2025	1/31/2028	0.00	0.00	930.51	930.51
Orange County Investment Pool LGIP	LGIP9LC	0.000	1/31/2025	N/A	0.00	0.00	60.34	60.34
T-Note 0.625 7/31/2026	91282CCP4	0.000	1/31/2025	7/31/2026	0.00	0.00	781.25	781.25
T-Note 0.375 1/31/2026	91282CBH3	0.000	1/31/2025	1/31/2026	0.00	0.00	468.75	468.75
US Bank Custodian MM	MM65000	0.000	1/31/2025	N/A	0.00	0.00	2,717.83	2,717.83
Sub Total / Average Interest					0.00	0.00	14,044.09	14,044.09
Matured								
Transportation Alliance Bank 0.4 1/30/2025	89388CFD5	0.000	1/30/2025	1/30/2025	247,000.00	247,000.00	0.00	247,000.00
Sub Total / Average Matured					247,000.00	247,000.00	0.00	247,000.00

Mesa Water District
Portfolio Holdings
Compliance Report | Investment Policy - Detail
Report Format: By Transaction
Group By: Asset Category
Average By: Market Value
Portfolio / Report Group: Report Group | Treasurer's Report
As of 1/31/2025

Description	CUSIP/Ticker	Settlement Date	YTM @ Cost	Face Amount/Shares	Cost Value	Market Value	Maturity Date	Days To Maturity	% of Portfolio
01. LAIF Policy - 75M Per Account									
LAIF LGIP	LGIP0012	6/30/2010	4.366	1,186.82	1,186.82	1,186.82	N/A	1	0.01
Sub Total / Average 01. LAIF Policy - 75M Per Account			4.366	1,186.82	1,186.82	1,186.82		1	0.01
02. Orange County LGIP - OCIP Policy - No Limit									
Orange County Investment Pool LGIP	LGIP9LC	9/30/2011	4.161	16,673.98	16,673.98	16,673.98	N/A	1	0.07
Sub Total / Average 02. Orange County LGIP - OCIP Policy - No Limit			4.161	16,673.98	16,673.98	16,673.98		1	0.07
03. Miscellaneous Cash (Petty Emergency)									
Miscellaneous Cash	CASH	6/30/2015	0.000	14,000.00	14,000.00	14,000.00	N/A	1	0.06
Sub Total / Average 03. Miscellaneous Cash (Petty Emergency)			0.000	14,000.00	14,000.00	14,000.00		1	0.06
04. Negotiable CD30%									
BMO Harris Bank IL 0.5 3/28/2025-20	05600XAY6	9/28/2020	0.500	249,000.00	249,000.00	247,530.90	3/28/2025	56	1.07
Baycoast Bank MA 0.9 3/31/2025	072727BG4	3/31/2020	0.900	248,000.00	248,000.00	246,611.20	3/31/2025	59	1.07
First Commercial Bank MS 0.3 3/31/2025	31984GFK0	9/30/2020	0.300	249,000.00	249,000.00	247,366.56	3/31/2025	59	1.07
Flagstar Bank MI 1.25 4/30/2025	33847E3A3	4/30/2020	1.250	248,000.00	248,000.00	246,120.16	4/30/2025	89	1.07
Apex Bank TN 0.95 5/8/2025	03753XBK5	5/8/2020	0.950	249,000.00	249,000.00	246,721.65	5/8/2025	97	1.07
Seattle Bank WA 0.75 6/2/2025-20	81258PKJ1	6/2/2020	0.750	249,000.00	249,000.00	246,016.98	6/2/2025	122	1.07
Medallion Bank UT 0.6 7/15/2025	58404DHM6	7/15/2020	0.600	249,000.00	249,000.00	244,834.23	7/15/2025	165	1.06
BMW Bank UT 0.5 9/25/2025	05580AXF6	9/25/2020	0.500	249,000.00	249,000.00	243,098.70	9/25/2025	237	1.06
Texas Exchange Bank TX 0.6 12/18/2025	88241TJR2	12/18/2020	0.600	249,000.00	249,000.00	241,156.50	12/18/2025	321	1.05
JPMorgan Chase OH 0.5 12/29/2025-21	48128UUZ0	12/29/2020	0.500	249,000.00	249,000.00	240,730.71	12/29/2025	332	1.05
Live Oak Banking NC 0.5 2/10/2026	538036NE0	2/10/2021	0.500	249,000.00	249,000.00	239,615.19	2/10/2026	375	1.04
Toyota Financial Savings NV 0.95 7/29/2026	89235MLE9	7/29/2021	0.950	248,000.00	248,000.00	236,167.92	7/29/2026	544	1.03
UBS Bank UT 0.95 8/25/2026	90348JS50	8/25/2021	0.950	249,000.00	249,000.00	236,445.42	8/25/2026	571	1.03
Capital One Bank VA 1.1 11/17/2026	14042TDW4	11/17/2021	1.100	248,000.00	248,000.00	234,471.60	11/17/2026	655	1.02
Evergreen Bank IL 4 12/16/2026	300185LF0	12/16/2022	4.000	249,000.00	249,000.00	247,657.89	12/16/2026	684	1.08
Discover Bank3.4 7/6/2027	254673L38	7/6/2022	3.400	245,000.00	245,000.00	240,095.10	7/6/2027	886	1.04
Alliant Credit Union IL 4.85 12/30/2027	01882MAA0	12/30/2022	4.850	248,000.00	248,000.00	252,196.16	12/30/2027	1,063	1.09

Description	CUSIP/Ticker	Settlement Date	YTM @ Cost	Face Amount/Shares	Cost Value	Market Value	Maturity Date	Days To Maturity	% of Portfolio
Signature Federal CR 4.4 1/31/2028	82671DAB3	1/31/2023	4.400	249,000.00	249,000.00	250,190.22	1/31/2028	1,095	1.09
Sub Total / Average 04. Negotiable CD30%			1.513	4,473,000.00	4,473,000.00	4,387,027.09		412	19.05

05. US Agency - No Limit

FFCB 0.32 2/3/2025-21	3133EMPV8	2/5/2021	0.305	250,000.00	250,148.18	250,000.00	2/3/2025	3	1.09
FHLB 0.625 2/24/2025-22	3130ANQ86	8/24/2021	0.510	250,000.00	250,996.00	249,447.50	2/24/2025	24	1.08
FHLB 0.5 3/10/2025-21	3130ALDZ4	3/24/2021	0.500	250,000.00	250,000.00	249,057.50	3/10/2025	38	1.08
FHLMC 0.7 5/13/2025-21	3134GVS5	5/13/2020	0.635	500,000.00	501,600.00	495,040.00	5/13/2025	102	2.15
FFCB 0.6 6/16/2025-22	3133EMH47	6/17/2021	0.530	250,000.00	250,687.50	246,470.00	6/16/2025	136	1.07
FNMA 0.6 7/29/2025-22	3136G4D75	12/18/2020	0.459	250,000.00	251,610.25	245,500.00	7/29/2025	179	1.07
FNMA 0.5 8/14/2025-23	3135G05S8	4/29/2021	0.606	250,000.00	248,875.00	244,955.00	8/14/2025	195	1.06
FNMA 0.375 8/25/2025	3135G05X7	11/12/2020	0.440	250,000.00	249,231.00	244,695.00	8/25/2025	206	1.06
FFCB 0.53 9/29/2025-21	3133EMB4	6/17/2021	0.649	500,000.00	497,500.00	487,980.00	9/29/2025	241	2.12
FHLMC 0.4 9/30/2025-21	3134GWVP8	9/30/2020	0.400	250,000.00	250,000.00	243,780.00	9/30/2025	242	1.06
FHLMC 0.65 10/27/2025-21	3134GW5R3	5/25/2021	0.650	375,000.00	375,000.00	365,306.25	10/27/2025	269	1.59
FHLMC 0.45 10/29/2025-21	3134GW3J3	4/22/2021	0.608	250,000.00	248,237.50	243,037.50	10/29/2025	271	1.06
FNMA 0.54 11/3/2025-22	3135GA2G5	10/30/2020	0.459	500,000.00	501,999.50	486,335.00	11/3/2025	276	2.11
FNMA 0.56 11/17/2025-22	3135GA2Z3	11/17/2020	0.540	325,000.00	325,322.73	315,815.50	11/17/2025	290	1.37
FNMA 0.58 11/25/2025-22	3135GA5E7	11/30/2020	0.499	250,000.00	250,983.75	242,702.50	11/25/2025	298	1.05
FFCB 0.47 12/22/2025-22	3133EMLC4	12/22/2020	0.410	250,000.00	250,747.00	241,845.00	12/22/2025	325	1.05
FFCB 0.45 2/2/2026-23	3133EMPD8	3/2/2021	0.730	300,000.00	295,947.00	288,807.00	2/2/2026	367	1.25
FHLB 0.53 2/10/2026	3130AKWW2	8/19/2021	0.667	310,000.00	308,124.50	298,691.20	2/10/2026	375	1.30
FHLB 0.625 2/24/2026-21	3130AL7M0	3/2/2021	0.749	250,000.00	248,487.50	240,567.50	2/24/2026	389	1.04
FFCB 0.8 3/9/2026-23	3133EMSU7	9/24/2021	0.736	250,000.00	250,702.50	240,642.50	3/9/2026	402	1.04
FHLB 0.6 3/10/2026-21	3130ALFX7	3/10/2021	0.743	250,000.00	248,237.50	240,300.00	3/10/2026	403	1.04
FHLB 0.75 3/16/2026-21	3130ALF33	3/24/2021	0.750	250,000.00	250,000.00	240,557.50	3/16/2026	409	1.04
FHLB 0.85 3/30/2026-21	3130ANY79	11/10/2021	0.950	250,000.00	248,927.50	240,495.00	3/30/2026	423	1.04
FHLMC 1.03 4/29/2026-22	3130ALZM9	4/29/2021	0.906	250,000.00	251,507.75	240,350.00	4/29/2026	453	1.04
FHLB 0.875 5/26/2026-21	3130AMHB1	5/28/2021	0.834	250,000.00	250,500.00	239,262.50	5/26/2026	480	1.04
FFCB 0.9 6/15/2026-22	3133EMH21	6/17/2021	0.834	250,000.00	250,800.00	238,910.00	6/15/2026	500	1.04
FFCB 0.94 9/28/2026-22	3133EM6E7	9/28/2021	0.869	250,000.00	250,862.50	236,762.50	9/28/2026	605	1.03
FHLMC 0.8 10/27/2026-21	3134GW4C7	11/10/2021	1.065	250,000.00	246,800.00	235,565.00	10/27/2026	634	1.02
FHLB 3.125 10/29/2026-24	3130ARUF6	5/12/2022	3.125	250,000.00	250,000.00	245,377.50	10/29/2026	636	1.07
FFCB 1.46 11/30/2026-23	3133ENFP0	11/30/2021	1.320	250,000.00	251,687.50	237,460.00	11/30/2026	668	1.03
FFCB 1.68 3/10/2027	3133ENRD4	3/17/2022	2.200	250,000.00	243,898.50	237,315.00	3/10/2027	768	1.03
FHLB 3 4/21/2027-23	3130ARJF9	4/21/2022	3.000	250,000.00	250,000.00	242,820.00	4/21/2027	810	1.05
Sub Total / Average 05. US Agency - No Limit			0.832	9,060,000.00	9,049,421.16	8,795,849.95		340	38.19

06. US Treasury - No Limit

T-Note 0.375 4/30/2025	912828ZL7	8/19/2021	0.450	250,000.00	249,312.75	247,670.00	4/30/2025	89	1.08
------------------------	-----------	-----------	-------	------------	------------	------------	-----------	----	------

Description	CUSIP/Ticker	Settlement Date	YTM @ Cost	Face Amount/Shares	Cost Value	Market Value	Maturity Date	Days To Maturity	% of Portfolio
T-Note 0.25 6/30/2025	912828ZW3	4/22/2021	0.515	250,000.00	247,256.86	245,992.50	6/30/2025	150	1.07
T-Note 0.375 1/31/2026	91282CBH3	4/29/2021	0.720	250,000.00	245,973.50	240,640.00	1/31/2026	365	1.04
T-Note 0.625 7/31/2026	91282CCP4	9/24/2021	0.750	250,000.00	248,512.75	237,177.50	7/31/2026	546	1.03
Sub Total / Average 06. US Treasury - No Limit			0.607	1,000,000.00	991,055.86	971,480.00		284	4.22
07. US Bank MM Custody Policy 50%									
US Bank Custodian MM	MM65000	7/31/2020	4.020	1,031,378.94	1,031,378.94	1,031,378.94	N/A	1	4.48
Sub Total / Average 07. US Bank MM Custody Policy 50%			4.020	1,031,378.94	1,031,378.94	1,031,378.94		1	4.48
09. Pacific Premier Bank Policy - n/a									
Pacific Premier Bank Checking Cash	MM0831	5/28/2020	1.250	7,815,362.28	7,815,362.28	7,815,362.28	N/A	1	33.93
Sub Total / Average 09. Pacific Premier Bank Policy - n/a			1.250	7,815,362.28	7,815,362.28	7,815,362.28		1	33.93
Total / Average			1.239	23,411,602.02	23,392,079.04	23,032,959.06		221	100

Mesa Water District
Portfolio Holdings
Investment Report | PARS Trust
Report Format: By CUSIP / Ticker
Group By: Portfolio Name
Average By: Market Value
Portfolio / Report Group: PARS OPEB Trust
As of 1/31/2025

Description	CUSIP/Ticker	Security Type	Face Amount/Shares	Cost Value	Market Value
PARS OPEB Trust					
Baird Aggregate Bond Fund	057071854	Mutual Fund	14,449.56	139,331.69	139,871.79
Cohen & Steers Instl Realty	19247U106	Mutual Fund	3,152.25	153,953.11	152,694.70
Columbia Contrarian Fund	19766M709	Mutual Fund	8,115.83	261,355.42	306,046.62
Columbia Small Cap Growth Inst3	19765Y340	Mutual Fund	487.89	13,426.67	15,056.22
Dodge Cox Income	256210105	Mutual Fund	10,668.43	134,408.65	132,821.79
Emerald Growth	317609253	Mutual Fund	512.71	12,474.61	13,761.00
Fidelity International	315911727	Mutual Fund	2,715.93	134,636.54	135,552.17
Goldman Sachs	38147N293	Mutual Fund	2,249.04	51,819.77	45,745.41
Hartford Schroders	41665X859	Mutual Fund	4,081.69	62,642.11	69,184.78
iShares Core US Aggregate	464287226	Mutual Fund	1,038.00	101,073.24	101,101.20
Lazard CI List Infrastructure	52106N459	Mutual Fund	2,971.98	49,428.05	47,492.35
MFS International	552746356	Mutual Fund	1,287.38	49,781.41	55,936.07
Nyli Cbre Global Infrastructure	56064L298	Mutual Fund	3,453.96	45,275.34	45,626.84
Nyli MacKay	56063N881	Mutual Fund	5,081.62	26,130.26	26,526.12
PGIM Total Return Bond	74440B884	Mutual Fund	11,397.37	148,452.99	135,286.07
Putnam Core Equity Fund Y	74676P839	Mutual Fund	2,937.69	127,502.61	130,580.06
Schwab US Large Cap EFT	808524201	Mutual Fund	39,406.00	906,249.73	940,621.22
Undiscovered	904504479	Mutual Fund	483.50	37,450.90	41,974.18
US Bank PARS OPEB Trust MM	MM4900	Money Market	74,849.41	74,849.41	74,849.41
Sub Total / Average PARS OPEB Trust			189,340.24	2,530,242.51	2,610,728.00
Total / Average			189,340.24	2,530,242.51	2,610,728.00

Mesa Water District
 Transactions Summary
 Monthly Treasurer's Status Report - Investment Activity
 Group By: Action
 Portfolio / Report Group: PARS OPEB Trust
 Begin Date: 12/31/2024, End Date: 01/31/2025

Description	CUSIP/Ticker	YTM @ Cost	Settlement Date	Maturity Date	Face Amount/Shares	Principal	Interest/Dividends	Total
Buy								
Baird Aggregate Bond Fund	057071854	0.000	1/28/2025	N/A	43.004	416.71	0.00	416.71
Nyli MacKay	56063N881	0.000	1/31/2025	N/A	27.015	141.02	0.00	141.02
PGIM Total Return Bond	74440B884	0.000	1/31/2025	N/A	45.853	544.27	0.00	544.27
Sub Total / Average Buy					115.872	1,102.00	0.00	1,102.00
Dividend								
Baird Aggregate Bond Fund	057071854	0.000	1/28/2025	N/A	0.00	0.00	416.71	416.71
Nyli MacKay	56063N881	0.000	1/31/2025	N/A	0.00	0.00	141.02	141.02
PGIM Total Return Bond	74440B884	0.000	1/31/2025	N/A	0.00	0.00	544.27	544.27
Sub Total / Average Dividend					0.00	0.00	1,102.00	1,102.00
Interest								
US Bank PARS OPEB Trust MM	MM4900	0.000	1/31/2025	N/A	0.00	0.00	0.11	0.11
US Bank PARS OPEB Trust MM	MM4900	0.000	1/31/2025	N/A	0.00	0.00	278.07	278.07
Sub Total / Average Interest					0.00	0.00	278.18	278.18

Mesa Water District
Portfolio Holdings
Investment Report | PARS Trust
Report Format: By CUSIP / Ticker
Group By: Portfolio Name
Average By: Market Value
Portfolio / Report Group: PARS Pension Trust
As of 1/31/2025

Description	CUSIP/Ticker	Security Type	Face Amount/Shares	Cost Value	Market Value
PARS Pension Trust					
Baird Aggregate Bond Fund	057071854	Mutual Fund	86,589.92	834,546.28	838,190.40
Cohen & Steers Instl Realty	19247U106	Mutual Fund	18,888.92	922,531.07	914,979.97
Columbia Contrarian Fund	19766M709	Mutual Fund	44,515.24	1,401,798.20	1,678,669.35
Columbia Small Cap Growth Inst3	19765Y340	Mutual Fund	2,923.52	80,455.22	90,219.77
Dodge Cox Income	256210105	Mutual Fund	63,934.47	806,406.22	795,984.18
Emerald Growth	317609253	Mutual Fund	3,072.33	74,930.62	82,461.29
Fidelity International	315911727	Mutual Fund	16,621.63	823,982.16	829,585.76
Goldman Sachs	38147N293	Mutual Fund	13,551.89	312,247.13	275,645.32
Hartford Schroders	41665X859	Mutual Fund	24,175.09	376,516.37	409,767.74
iShares Core US Aggregate	464287226	Mutual Fund	6,221.00	605,637.67	605,925.40
Lazard CI List Infrastructure	52106N459	Mutual Fund	17,336.60	288,330.32	277,038.78
MFS International	552746356	Mutual Fund	6,881.50	247,560.48	299,001.14
Nyli Cbre Global Infrastructure	56064L298	Mutual Fund	20,883.77	272,845.00	275,874.50
Nyli MacKay	56063N881	Mutual Fund	32,575.90	167,508.87	170,046.17
PGIM Total Return Bond	74440B884	Mutual Fund	67,228.47	891,115.82	798,001.97
Putnam Core Equity Fund Y	74676P839	Mutual Fund	17,605.95	764,318.42	782,584.61
Schwab US Large Cap EFT	808524201	Mutual Fund	236,167.00	5,391,793.40	5,637,306.29
Undiscovered	904504479	Mutual Fund	2,769.36	211,833.88	240,406.92
US Bank PARS Pension Trust MM	MM4901	Money Market	643,275.45	643,275.45	643,275.45
Sub Total / Average PARS Pension Trust			1,325,218.01	15,117,632.58	15,644,965.01
Total / Average			1,325,218.01	15,117,632.58	15,644,965.01

Mesa Water District
 Transactions Summary
 Monthly Treasurer's Status Report - Investment Activity
 Group By: Action
 Portfolio / Report Group: PARS Pension Trust
 Begin Date: 12/31/2024, End Date: 01/31/2025

Description	CUSIP/Ticker	YTM @ Cost	Settlement Date	Maturity Date	Face Amount/Shares	Principal	Interest/Dividends	Total
Buy								
Baird Aggregate Bond Fund	057071854	0.000	1/28/2025	N/A	257.705	2,497.16	0.00	2,497.16
Nyli MacKay	56063N881	0.000	1/31/2025	N/A	173.188	904.04	0.00	904.04
Sub Total / Average Buy					430.893	3,401.20	0.00	3,401.20
Dividend								
Baird Aggregate Bond Fund	057071854	0.000	1/28/2025	N/A	0.00	0.00	2,497.16	2,497.16
Nyli MacKay	56063N881	0.000	1/31/2025	N/A	0.00	0.00	904.04	904.04
PGIM Total Return Bond	74440B884	0.000	1/31/2025	N/A	0.00	0.00	3,223.57	3,223.57
Sub Total / Average Dividend					0.00	0.00	6,624.77	6,624.77
Interest								
US Bank PARS Pension Trust MM	MM4901	0.000	1/31/2025	N/A	0.00	0.00	4.17	4.17
US Bank PARS Pension Trust MM	MM4901	0.000	1/31/2025	N/A	0.00	0.00	2,080.26	2,080.26
Sub Total / Average Interest					0.00	0.00	2,084.43	2,084.43

Mesa Water District
Quarterly Treasurer's Report on Investments
As of 12/31/2024



Investments are in compliance with the Investment Policy adopted as Resolution 1575 of the Mesa Water District Board of Directors. The liquidity of investments will meet cash flow needs for the next six months except under unforeseen catastrophic circumstances.

INVESTMENTS	Maturity Date	Days to Maturity	Yield to Maturity @ Cost	Cost Value	% of Portfolio	Policy % Limit	Market Value	Interest Year to Date	Notes
Local Agency Investment Fund (LAIF)	Liquid	1	4.43%	1,173.18	0.00%	No Limit	1,173.18	26.69	1,4
Orange County Investment Pool (OCIP) *	Liquid	1	4.28%	16,612.57	0.07%	No Limit	16,612.57	360.21	1,6
Miscellaneous (Petty Cash, Emergency Cash, etc.)	Liquid	1	0.00%	14,000.00	0.06%	N/A	14,000.00	0.00	
US Bank Custody Account									2,5
Negotiable Certificate of Deposit	Various	422	1.46%	4,720,000.00	18.95%	30.00%	4,633,378.31	42,365.35	
US Agency Bonds	Various	371	0.83%	9,049,421.16	35.84%	No Limit	8,764,295.75	36,994.00	
US Treasury Bonds	Various	315	0.61%	991,055.86	3.96%	No Limit	968,185.00	2,031.25	
Sub Total / Average		384	1.02%	14,760,477.02			14,365,859.06	81,390.60	
US Bank Custody Account	Liquid	1	4.08%	771,408.91	3.16%	No Limit	771,408.91	17,924.31	
Pacific Premier Bank	Liquid	1	1.25%	9,280,904.60	37.96%	No Limit	9,280,904.60	0.00	1,3
Total Average		226	1.21%	\$24,844,576.28	100.00%		\$24,449,958.32	\$99,701.81	

PARS OPEB & Pension Trust	1 Month Rate of Return	3 Month Rate of Return	Cost Value	Market Value
Public Agency Retirement Services (PARS)				
Capital Appreciation HighMark PLUS Fund				
OPEB	-2.87%	-1.00%	2,529,849.91	2,549,488.60
Pension Trust	-2.84%	-0.98%	15,114,804.43	15,283,856.88
Benchmark - S & P 500 Index			17,644,654.34	17,833,345.48
1 Month -3.38 % 3 Month 1.36 % 1 YEAR 22.36 %				

Sources of Market Value Valuation - Account Statements

LAIF, OCIP & US Bank

Local Agency Investment Fund (LAIF)

District LAIF includes the funds designated for advances; construction, customer deposits, working capital cash and monies to pay COP principal/interest payments.

Weighted Average Return | 1.21 %

Benchmark: 3 Month Treasury Bill - December | 4.39 %

Weighted Average Maturity | 1.0 Years

Days to Maturity | 226

Notes

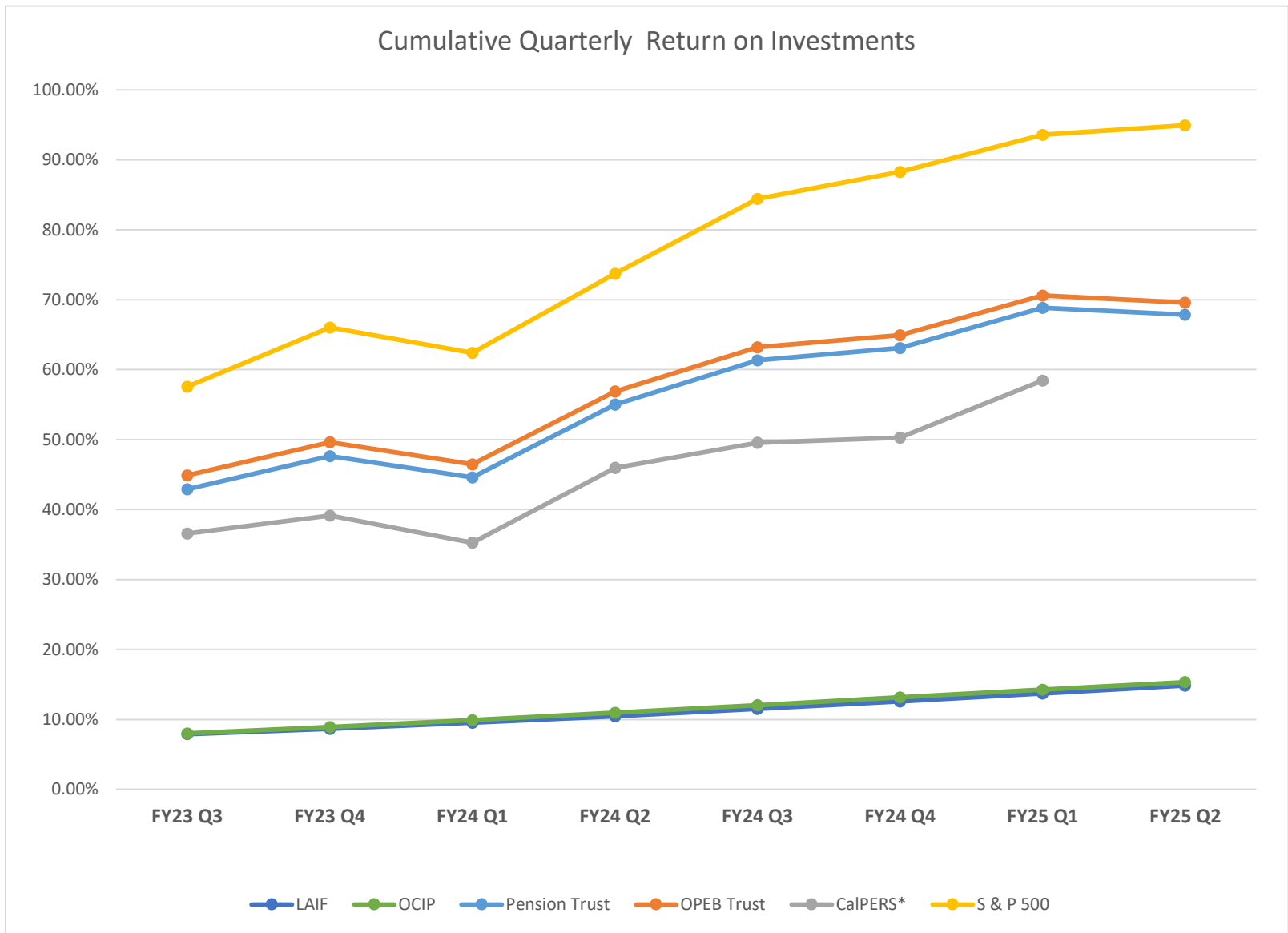
1. The interest or yield shown is for the current month net of fees.
2. The interest rate (Yield to Maturity @Cost) shown is the guaranteed annual interest rate for the term of the investment.
3. The rate shown is the Earnings Credit Rate. These earnings are applied against bank service charges; no actual monies are received.
4. LAIF general ledger carrying value reflects market value (unrealized gains/losses) only at fiscal year end. LAIF only provides the market value participation factor quarterly. The September *Fair Value Factor is 1.002061084. The yield earned on the Treasurer's Reports does not reflect change in fair market value.
5. US Bank Custody Account general ledger carrying value reflects market value (unrealized gains/losses). The Yield earned does not reflect change in fair market value.
6. Orange County Investment Pool December 2024 | Net Asset Value is 1.00.

*LAIF 12/31/2024 Fair Value Factor not available at reporting deadline; previous factor reported.

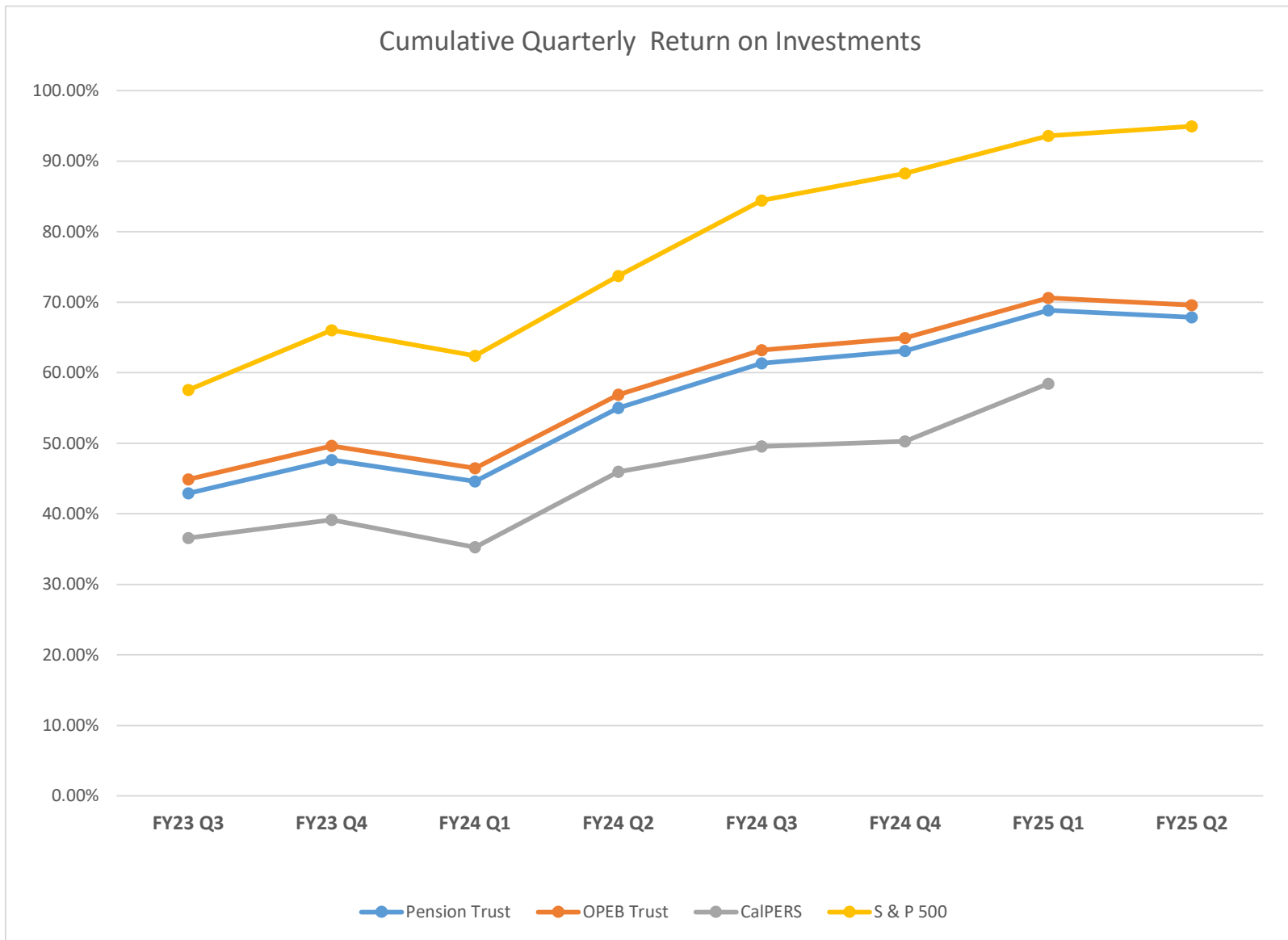
I certify that this report reflects the cash and investments of Mesa Water District and is in conformity with the Government Code requirements and the District Investment Policy/Guidelines in effect at the time of the investment.

Marwan Khalifa

Marwan Khalifa, CPA, MBA, - District Treasurer



*** CalPERS FY25 Q2 data was unavailable at time of publishing.**



*** CalPERS FY25 Q2 data was unavailable at time of publishing.**

Mesa Water District
Transactions Summary
Quarterly Treasurer's Status Report - Investment Activity
Group By: Action
Portfolio / Report Group: Report Group | Treasurer's Report
Begin Date: 09/30/2024, End Date: 12/31/2024

Description	CUSIP/Ticker	YTM @ Cost	Settlement Date	Maturity Date	Face Amount/Shares	Principal	Interest/Dividends	Total
Interest								
Live Oak Banking NC 0.5 2/10/2026	538036NE0	0.000	10/1/2024	2/10/2026	0.00	0.00	102.33	102.33
Seattle Bank WA 0.75 6/2/2025-20	81258PKJ1	0.000	10/2/2024	6/2/2025	0.00	0.00	153.49	153.49
Apex Bank TN 0.95 5/8/2025	03753XBK5	0.000	10/8/2024	5/8/2025	0.00	0.00	194.42	194.42
LAIF LGIP	LGIP0012	0.000	10/15/2024	N/A	0.00	0.00	13.75	13.75
Medallion Bank UT 0.6 7/15/2025	58404DHM6	0.000	10/15/2024	7/15/2025	0.00	0.00	122.79	122.79
Evergreen Bank IL 4 12/16/2026	300185LF0	0.000	10/16/2024	12/16/2026	0.00	0.00	818.63	818.63
Sallie Mae Bank UT 1.9 10/16/2024	7954504P7	0.000	10/16/2024	10/16/2024	0.00	0.00	2,352.93	2,352.93
Texas Exchange Bank TX 0.6 12/18/2025	88241TJR2	0.000	10/18/2024	12/18/2025	0.00	0.00	122.79	122.79
Garnett State Bank 1.7 11/19/2024	366526AW1	0.000	10/19/2024	11/19/2024	0.00	0.00	347.92	347.92
FHLB 3 4/21/2027-23	3130ARJF9	0.000	10/21/2024	4/21/2027	0.00	0.00	3,750.00	3,750.00
Citizens State Bank 1.7 11/22/2024	176688CR8	0.000	10/22/2024	11/22/2024	0.00	0.00	347.92	347.92
Celtic Bank UT 1.65 10/23/2024	15118RSV0	0.000	10/23/2024	10/23/2024	0.00	0.00	337.68	337.68
UBS Bank UT 0.95 8/25/2026	90348JS50	0.000	10/25/2024	8/25/2026	0.00	0.00	194.42	194.42
FHLMC 0.8 10/27/2026-21	3134GW4C7	0.000	10/27/2024	10/27/2026	0.00	0.00	1,000.00	1,000.00
FHLMC 0.65 10/27/2025-21	3134GW5R3	0.000	10/27/2024	10/27/2025	0.00	0.00	1,218.75	1,218.75
FHLB 3.125 10/29/2026-24	3130ARUF6	0.000	10/29/2024	10/29/2026	0.00	0.00	3,906.25	3,906.25
FHLMC 0.45 10/29/2025-21	3134GW3J3	0.000	10/29/2024	10/29/2025	0.00	0.00	562.50	562.50
FHLMC 1.03 4/29/2026-22	3130ALZM9	0.000	10/29/2024	4/29/2026	0.00	0.00	1,287.50	1,287.50
Alliant Credit Union IL 4.85 12/30/2027	01882MAA0	0.000	10/30/2024	12/30/2027	0.00	0.00	988.60	988.60
First Commercial Bank MS 0.3 3/31/2025	31984GFK0	0.000	10/30/2024	3/31/2025	0.00	0.00	61.40	61.40
Transportation Alliance Bank 0.4 1/30/2025	89388CFD5	0.000	10/30/2024	1/30/2025	0.00	0.00	81.21	81.21
Flagstar Bank MI 1.25 4/30/2025	33847E3A3	0.000	10/30/2024	4/30/2025	0.00	0.00	1,554.25	1,554.25
Signature Federal CR 4.4 1/31/2028	82671DAB3	0.000	10/31/2024	1/31/2028	0.00	0.00	930.51	930.51
Orange County Investment Pool LGIP	LGIP9LC	0.000	10/31/2024	N/A	0.00	0.00	60.22	60.22
T-Note 0.375 4/30/2025	912828ZL7	0.000	10/31/2024	4/30/2025	0.00	0.00	468.75	468.75
US Bank Custodian MM	MM65000	0.000	10/31/2024	N/A	0.00	0.00	1,932.66	1,932.66
Live Oak Banking NC 0.5 2/10/2026	538036NE0	0.000	11/1/2024	2/10/2026	0.00	0.00	105.74	105.74
Seattle Bank WA 0.75 6/2/2025-20	81258PKJ1	0.000	11/2/2024	6/2/2025	0.00	0.00	158.61	158.61
FNMA 0.54 11/3/2025-22	3135GA2G5	0.000	11/3/2024	11/3/2025	0.00	0.00	1,350.00	1,350.00
Apex Bank TN 0.95 5/8/2025	03753XBK5	0.000	11/8/2024	5/8/2025	0.00	0.00	200.91	200.91
FFCB 0.3 11/12/2024-21	3133EMQQ8	0.000	11/12/2024	11/12/2024	0.00	0.00	375.00	375.00
FHLMC 0.7 5/13/2025-21	3134GVSY5	0.000	11/13/2024	5/13/2025	0.00	0.00	1,750.00	1,750.00

Description	CUSIP/Ticker	YTM @ Cost	Settlement Date	Maturity Date	Face Amount/Shares	Principal	Interest/Dividends	Total
Medallion Bank UT 0.6 7/15/2025	58404DHM6	0.000	11/15/2024	7/15/2025	0.00	0.00	126.89	126.89
Evergreen Bank IL 4 12/16/2026	300185LF0	0.000	11/16/2024	12/16/2026	0.00	0.00	845.92	845.92
Capital One Bank VA 1.1 11/17/2026	14042TDW4	0.000	11/17/2024	11/17/2026	0.00	0.00	1,375.21	1,375.21
FNMA 0.56 11/17/2025-22	3135GA2Z3	0.000	11/17/2024	11/17/2025	0.00	0.00	910.00	910.00
Texas Exchange Bank TX 0.6 12/18/2025	88241TJR2	0.000	11/18/2024	12/18/2025	0.00	0.00	126.89	126.89
Garnett State Bank 1.7 11/19/2024	366526AW1	0.000	11/19/2024	11/19/2024	0.00	0.00	359.52	359.52
Citizens State Bank 1.7 11/22/2024	176688CR8	0.000	11/22/2024	11/22/2024	0.00	0.00	359.52	359.52
UBS Bank UT 0.95 8/25/2026	90348JS50	0.000	11/25/2024	8/25/2026	0.00	0.00	200.91	200.91
FNMA 0.58 11/25/2025-22	3135GA5E7	0.000	11/25/2024	11/25/2025	0.00	0.00	725.00	725.00
FHLB 0.875 5/26/2026-21	3130AMHB1	0.000	11/26/2024	5/26/2026	0.00	0.00	1,093.75	1,093.75
FFCB 1.46 11/30/2026-23	3133ENFP0	0.000	11/30/2024	11/30/2026	0.00	0.00	1,825.00	1,825.00
Signature Federal CR 4.4 1/31/2028	82671DAB3	0.000	11/30/2024	1/31/2028	0.00	0.00	900.49	900.49
Orange County Investment Pool LGIP	LGIP9LC	0.000	11/30/2024	N/A	0.00	0.00	60.67	60.67
Alliant Credit Union IL 4.85 12/30/2027	01882MAA0	0.000	11/30/2024	12/30/2027	0.00	0.00	1,021.56	1,021.56
First Commercial Bank MS 0.3 3/31/2025	31984GFK0	0.000	11/30/2024	3/31/2025	0.00	0.00	63.44	63.44
Transportation Alliance Bank 0.4 1/30/2025	89388CFD5	0.000	11/30/2024	1/30/2025	0.00	0.00	83.91	83.91
US Bank Custodian MM	MM65000	0.000	11/30/2024	N/A	0.00	0.00	2,777.76	2,777.76
Live Oak Banking NC 0.5 2/10/2026	538036NE0	0.000	12/1/2024	2/10/2026	0.00	0.00	102.33	102.33
Seattle Bank WA 0.75 6/2/2025-20	81258PKJ1	0.000	12/2/2024	6/2/2025	0.00	0.00	153.49	153.49
Apex Bank TN 0.95 5/8/2025	03753XBK5	0.000	12/8/2024	5/8/2025	0.00	0.00	194.42	194.42
Medallion Bank UT 0.6 7/15/2025	58404DHM6	0.000	12/15/2024	7/15/2025	0.00	0.00	122.79	122.79
FFCB 0.9 6/15/2026-22	3133EMH21	0.000	12/15/2024	6/15/2026	0.00	0.00	1,125.00	1,125.00
FFCB 0.6 6/16/2025-22	3133EMH47	0.000	12/16/2024	6/16/2025	0.00	0.00	750.00	750.00
Evergreen Bank IL 4 12/16/2026	300185LF0	0.000	12/16/2024	12/16/2026	0.00	0.00	818.63	818.63
Texas Exchange Bank TX 0.6 12/18/2025	88241TJR2	0.000	12/18/2024	12/18/2025	0.00	0.00	122.79	122.79
FFCB 0.47 12/22/2025-22	3133EMLC4	0.000	12/22/2024	12/22/2025	0.00	0.00	587.50	587.50
UBS Bank UT 0.95 8/25/2026	90348JS50	0.000	12/25/2024	8/25/2026	0.00	0.00	194.42	194.42
BMO Harris Bank IL 0.5 3/28/2025-20	05600XAY6	0.000	12/28/2024	3/28/2025	0.00	0.00	310.40	310.40
JPMorgan Chase OH 0.5 12/29/2025-21	48128UUZ0	0.000	12/29/2024	12/29/2025	0.00	0.00	624.21	624.21
Alliant Credit Union IL 4.85 12/30/2027	01882MAA0	0.000	12/30/2024	12/30/2027	0.00	0.00	988.60	988.60
First Commercial Bank MS 0.3 3/31/2025	31984GFK0	0.000	12/30/2024	3/31/2025	0.00	0.00	61.40	61.40
Transportation Alliance Bank 0.4 1/30/2025	89388CFD5	0.000	12/30/2024	1/30/2025	0.00	0.00	81.21	81.21
Signature Federal CR 4.4 1/31/2028	82671DAB3	0.000	12/31/2024	1/31/2028	0.00	0.00	930.51	930.51
Orange County Investment Pool LGIP	LGIP9LC	0.000	12/31/2024	N/A	0.00	0.00	59.99	59.99
US Bank Custodian MM	MM65000	0.000	12/31/2024	N/A	0.00	0.00	1,189.22	1,189.22
US Bank Custodian MM	MM65000	0.000	12/31/2024	N/A	0.00	0.00	3.46	3.46
T-Note 0.25 6/30/2025	912828ZW3	0.000	12/31/2024	6/30/2025	0.00	0.00	312.50	312.50
Sub Total / Average Interest					0.00	0.00	48,441.24	48,441.24

Matured

Description	CUSIP/Ticker	YTM @ Cost	Settlement Date	Maturity Date	Face Amount/Shares	Principal	Interest/Dividends	Total
Sallie Mae Bank UT 1.9 10/16/2024	7954504P7	0.000	10/16/2024	10/16/2024	247,000.00	247,000.00	0.00	247,000.00
Celtic Bank UT 1.65 10/23/2024	15118RSV0	0.000	10/23/2024	10/23/2024	249,000.00	249,000.00	0.00	249,000.00
FFCB 0.3 11/12/2024-21	3133EMQQ8	0.000	11/12/2024	11/12/2024	250,000.00	250,000.00	0.00	250,000.00
Garnett State Bank 1.7 11/19/2024	366526AW1	0.000	11/19/2024	11/19/2024	249,000.00	249,000.00	0.00	249,000.00
Citizens State Bank 1.7 11/22/2024	176688CR8	0.000	11/22/2024	11/22/2024	249,000.00	249,000.00	0.00	249,000.00
Sub Total / Average Matured					1,244,000.00	1,244,000.00	0.00	1,244,000.00

Mesa Water District
Portfolio Holdings
Compliance Report | Investment Policy - Detail
Report Format: By Transaction
Group By: Asset Category
Average By: Market Value
Portfolio / Report Group: Report Group | Treasurer's Report
As of 12/31/2024

Description	CUSIP/Ticker	Settlement Date	YTM @ Cost	Face Amount/Shares	Cost Value	Market Value	Maturity Date	Days To Maturity	% of Portfolio
01. LAIF Policy - 75M Per Account									
LAIF LGIP	LGIP0012	6/30/2010	4.434	1,173.18	1,173.18	1,173.18	N/A	1	0.00
Sub Total / Average 01. LAIF Policy - 75M Per Account			4.434	1,173.18	1,173.18	1,173.18		1	0.00
02. Orange County LGIP - OCIP Policy - No Limit									
Orange County Investment Pool LGIP	LGIP9LC	9/30/2011	4.282	16,612.57	16,612.57	16,612.57	N/A	1	0.07
Sub Total / Average 02. Orange County LGIP - OCIP Policy - No Limit			4.282	16,612.57	16,612.57	16,612.57		1	0.07
03. Miscellaneous Cash (Petty Emergency)									
Miscellaneous Cash	CASH	6/30/2015	0.000	14,000.00	14,000.00	14,000.00	N/A	1	0.06
Sub Total / Average 03. Miscellaneous Cash (Petty Emergency)			0.000	14,000.00	14,000.00	14,000.00		1	0.06
04. Negotiable CD30%									
Transportation Alliance Bank 0.4 1/30/2025	89388CFD5	8/3/2021	0.400	247,000.00	247,000.00	246,197.25	1/30/2025	30	1.01
BMO Harris Bank IL 0.5 3/28/2025-20	05600XAY6	9/28/2020	0.500	249,000.00	249,000.00	246,736.59	3/28/2025	87	1.01
Baycoast Bank MA 0.9 3/31/2025	072727BG4	3/31/2020	0.900	248,000.00	248,000.00	245,909.36	3/31/2025	90	1.01
First Commercial Bank MS 0.3 3/31/2025	31984GFK0	9/30/2020	0.300	249,000.00	249,000.00	246,500.04	3/31/2025	90	1.01
Flagstar Bank MI 1.25 4/30/2025	33847E3A3	4/30/2020	1.250	248,000.00	248,000.00	245,537.36	4/30/2025	120	1.00
Apex Bank TN 0.95 5/8/2025	03753XBK5	5/8/2020	0.950	249,000.00	249,000.00	246,104.13	5/8/2025	128	1.01
Seattle Bank WA 0.75 6/2/2025-20	81258PKJ1	6/2/2020	0.750	249,000.00	249,000.00	245,396.97	6/2/2025	153	1.00
Medallion Bank UT 0.6 7/15/2025	58404DHM6	7/15/2020	0.600	249,000.00	249,000.00	244,251.57	7/15/2025	196	1.00
BMW Bank UT 0.5 9/25/2025	05580AXF6	9/25/2020	0.500	249,000.00	249,000.00	242,530.98	9/25/2025	268	0.99
Texas Exchange Bank TX 0.6 12/18/2025	88241TJR2	12/18/2020	0.600	249,000.00	249,000.00	240,703.32	12/18/2025	352	0.98
JPMorgan Chase OH 0.5 12/29/2025-21	48128UUZ0	12/29/2020	0.500	249,000.00	249,000.00	240,255.12	12/29/2025	363	0.98
Live Oak Banking NC 0.5 2/10/2026	538036NE0	2/10/2021	0.500	249,000.00	249,000.00	239,241.69	2/10/2026	406	0.98
Toyota Financial Savings NV 0.95 7/29/2026	89235MLE9	7/29/2021	0.950	248,000.00	248,000.00	236,286.96	7/29/2026	575	0.97
UBS Bank UT 0.95 8/25/2026	90348JS50	8/25/2021	0.950	249,000.00	249,000.00	236,674.50	8/25/2026	602	0.97
Capital One Bank VA 1.1 11/17/2026	14042TDW4	11/17/2021	1.100	248,000.00	248,000.00	234,975.04	11/17/2026	686	0.96
Evergreen Bank IL 4 12/16/2026	300185LF0	12/16/2022	4.000	249,000.00	249,000.00	248,890.44	12/16/2026	715	1.02
Discover Bank3.4 7/6/2027	254673L38	7/6/2022	3.400	245,000.00	245,000.00	241,383.80	7/6/2027	917	0.99

Description	CUSIP/Ticker	Settlement Date	YTM @ Cost	Face Amount/Shares	Cost Value	Market Value	Maturity Date	Days To Maturity	% of Portfolio
Alliant Credit Union IL 4.85 12/30/2027	01882MAA0	12/30/2022	4.850	248,000.00	248,000.00	253,917.28	12/30/2027	1,094	1.04
Signature Federal CR 4.4 1/31/2028	82671DAB3	1/31/2023	4.400	249,000.00	249,000.00	251,885.91	1/31/2028	1,126	1.03
Sub Total / Average 04. Negotiable CD30%			1.458	4,720,000.00	4,720,000.00	4,633,378.31		422	18.95

05. US Agency - No Limit

FFCB 0.32 2/3/2025-21	3133EMPV8	2/5/2021	0.305	250,000.00	250,148.18	248,765.00	2/3/2025	34	1.02
FHLB 0.625 2/24/2025-22	3130ANQ86	8/24/2021	0.510	250,000.00	250,996.00	248,615.00	2/24/2025	55	1.02
FHLB 0.5 3/10/2025-21	3130ALDZ4	3/24/2021	0.500	250,000.00	250,000.00	248,205.00	3/10/2025	69	1.02
FHLMC 0.7 5/13/2025-21	3134GVSY5	5/13/2020	0.635	500,000.00	501,600.00	493,475.00	5/13/2025	133	2.02
FFCB 0.6 6/16/2025-22	3133EMH47	6/17/2021	0.530	250,000.00	250,687.50	245,692.50	6/16/2025	167	1.00
FNMA 0.6 7/29/2025-22	3136G4D75	12/18/2020	0.459	250,000.00	251,610.25	244,712.50	7/29/2025	210	1.00
FNMA 0.5 8/14/2025-23	3135G05S8	4/29/2021	0.606	250,000.00	248,875.00	244,157.50	8/14/2025	226	1.00
FNMA 0.375 8/25/2025	3135G05X7	11/12/2020	0.440	250,000.00	249,231.00	243,740.00	8/25/2025	237	1.00
FFCB 0.53 9/29/2025-21	3133EMBH4	6/17/2021	0.649	500,000.00	497,500.00	486,140.00	9/29/2025	272	1.99
FHLMC 0.4 9/30/2025-21	3134GWVP8	9/30/2020	0.400	250,000.00	250,000.00	242,940.00	9/30/2025	273	0.99
FHLMC 0.65 10/27/2025-21	3134GW5R3	5/25/2021	0.650	375,000.00	375,000.00	364,046.25	10/27/2025	300	1.49
FHLMC 0.45 10/29/2025-21	3134GW3J3	4/22/2021	0.608	250,000.00	248,237.50	242,252.50	10/29/2025	302	0.99
FNMA 0.54 11/3/2025-22	3135GA2G5	10/30/2020	0.459	500,000.00	501,999.50	484,530.00	11/3/2025	307	1.98
FNMA 0.56 11/17/2025-22	3135GA2Z3	11/17/2020	0.540	325,000.00	325,322.73	314,743.00	11/17/2025	321	1.29
FNMA 0.58 11/25/2025-22	3135GA5E7	11/30/2020	0.499	250,000.00	250,983.75	241,775.00	11/25/2025	329	0.99
FFCB 0.47 12/22/2025-22	3133EMLC4	12/22/2020	0.410	250,000.00	250,747.00	240,885.00	12/22/2025	356	0.99
FFCB 0.45 2/2/2026-23	3133EMPD8	3/2/2021	0.730	300,000.00	295,947.00	287,625.00	2/2/2026	398	1.18
FHLB 0.53 2/10/2026	3130AKWW2	8/19/2021	0.667	310,000.00	308,124.50	297,491.50	2/10/2026	406	1.22
FHLB 0.625 2/24/2026-21	3130AL7M0	3/2/2021	0.749	250,000.00	248,487.50	239,767.50	2/24/2026	420	0.98
FFCB 0.8 3/9/2026-23	3133EMSU7	9/24/2021	0.736	250,000.00	250,702.50	239,747.50	3/9/2026	433	0.98
FHLB 0.6 3/10/2026-21	3130ALFX7	3/10/2021	0.743	250,000.00	248,237.50	239,382.50	3/10/2026	434	0.98
FHLB 0.75 3/16/2026-21	3130ALF33	3/24/2021	0.750	250,000.00	250,000.00	239,647.50	3/16/2026	440	0.98
FHLB 0.85 3/30/2026-21	3130ANY79	11/10/2021	0.950	250,000.00	248,927.50	239,602.50	3/30/2026	454	0.98
FHLMC 1.03 4/29/2026-22	3130ALZM9	4/29/2021	0.906	250,000.00	251,507.75	239,515.00	4/29/2026	484	0.98
FHLB 0.875 5/26/2026-21	3130AMHB1	5/28/2021	0.834	250,000.00	250,500.00	238,357.50	5/26/2026	511	0.97
FFCB 0.9 6/15/2026-22	3133EMH21	6/17/2021	0.834	250,000.00	250,800.00	237,870.00	6/15/2026	531	0.97
FFCB 0.94 9/28/2026-22	3133EM6E7	9/28/2021	0.869	250,000.00	250,862.50	235,565.00	9/28/2026	636	0.96
FHLMC 0.8 10/27/2026-21	3134GW4C7	11/10/2021	1.065	250,000.00	246,800.00	234,602.50	10/27/2026	665	0.96
FHLB 3.125 10/29/2026-24	3130ARUF6	5/12/2022	3.125	250,000.00	250,000.00	244,927.50	10/29/2026	667	1.00
FFCB 1.46 11/30/2026-23	3133ENFP0	11/30/2021	1.320	250,000.00	251,687.50	236,695.00	11/30/2026	699	0.97
FFCB 1.68 3/10/2027	3133ENRD4	3/17/2022	2.200	250,000.00	243,898.50	236,560.00	3/10/2027	799	0.97
FHLB 3 4/21/2027-23	3130ARJF9	4/21/2022	3.000	250,000.00	250,000.00	242,265.00	4/21/2027	841	0.99
Sub Total / Average 05. US Agency - No Limit			0.832	9,060,000.00	9,049,421.16	8,764,295.75		371	35.85

06. US Treasury - No Limit

Description	CUSIP/Ticker	Settlement Date	YTM @ Cost	Face Amount/Shares	Cost Value	Market Value	Maturity Date	Days To Maturity	% of Portfolio
T-Note 0.375 4/30/2025	912828ZL7	8/19/2021	0.450	250,000.00	249,312.75	246,827.50	4/30/2025	120	1.01
T-Note 0.25 6/30/2025	912828ZW3	4/22/2021	0.515	250,000.00	247,256.86	245,217.50	6/30/2025	181	1.00
T-Note 0.375 1/31/2026	91282CBH3	4/29/2021	0.720	250,000.00	245,973.50	239,877.50	1/31/2026	396	0.98
T-Note 0.625 7/31/2026	91282CCP4	9/24/2021	0.750	250,000.00	248,512.75	236,262.50	7/31/2026	577	0.97
Sub Total / Average 06. US Treasury - No Limit			0.607	1,000,000.00	991,055.86	968,185.00		315	3.96
07. US Bank MM Custody Policy 50%									
US Bank Custodian MM	MM65000	7/31/2020	4.080	771,408.91	771,408.91	771,408.91	N/A	1	3.16
Sub Total / Average 07. US Bank MM Custody Policy 50%			4.080	771,408.91	771,408.91	771,408.91		1	3.16
09. Pacific Premier Bank Policy - n/a									
Pacific Premier Bank Checking Cash	MM0831	5/28/2020	1.250	9,280,904.60	9,280,904.60	9,280,904.60	N/A	1	37.96
Sub Total / Average 09. Pacific Premier Bank Policy - n/a			1.250	9,280,904.60	9,280,904.60	9,280,904.60		1	37.96
Total / Average			1.205	24,864,099.26	24,844,576.28	24,449,958.32		226	100

Mesa Water District
Portfolio Holdings
Investment Report | PARS Trust
Report Format: By CUSIP / Ticker
Group By: Portfolio Name
Average By: Market Value
Portfolio / Report Group: PARS OPEB Trust
As of 12/31/2024

Description	CUSIP/Ticker	Security Type	Face Amount/Shares	Cost Value	Market Value
PARS OPEB Trust					
Baird Aggregate Bond Fund	057071854	Mutual Fund	14,406.56	138,914.98	139,023.31
Cohen & Steers Instl Realty	19247U106	Mutual Fund	3,152.25	153,953.11	151,024.00
Columbia Contrarian Fund	19766M709	Mutual Fund	8,115.83	261,355.42	296,145.32
Columbia Small Cap Growth Inst3	19765Y340	Mutual Fund	487.89	13,426.67	14,451.24
Dodge Cox Income	256210105	Mutual Fund	10,668.43	134,408.65	132,074.99
Emerald Growth	317609253	Mutual Fund	512.71	12,474.61	13,212.41
Fidelity International	315911727	Mutual Fund	2,715.93	134,636.54	129,115.41
Goldman Sachs	38147N293	Mutual Fund	2,249.04	51,819.77	43,991.16
Hartford Schroders	41665X859	Mutual Fund	4,081.69	62,642.11	67,756.19
iShares Core US Aggregate	464287226	Mutual Fund	1,038.00	101,073.24	100,582.20
Lazard CI List Infrastructure	52106N459	Mutual Fund	2,971.98	49,428.05	46,452.16
MFS International	552746356	Mutual Fund	1,287.38	49,781.41	53,284.04
Nyli Cbre Global Infrastructure	56064L298	Mutual Fund	3,453.96	45,275.34	45,143.28
Nyli MacKay	56063N881	Mutual Fund	5,054.60	25,989.24	26,182.90
PGIM Total Return Bond	74440B884	Mutual Fund	11,351.52	147,908.72	134,401.23
Putnam Core Equity Fund Y	74676P839	Mutual Fund	2,937.69	127,502.61	126,907.95
Schwab US Large Cap EFT	808524201	Mutual Fund	39,406.00	906,249.73	913,431.08
Undiscovered	904504479	Mutual Fund	483.50	37,450.90	40,750.92
US Bank PARS OPEB Trust MM	MM4900	Money Market	75,558.81	75,558.81	75,558.81
Sub Total / Average PARS OPEB Trust			189,933.77	2,529,849.91	2,549,488.60
Total / Average			189,933.77	2,529,849.91	2,549,488.60

Mesa Water District
Transactions Summary
Quarterly Treasurer's Status Report - Investment Activity
Group By: Action
Portfolio / Report Group: PARS OPEB Trust
Begin Date: 09/30/2024, End Date: 12/31/2024

Description	CUSIP/Ticker	YTM @ Cost	Settlement Date	Maturity Date	Face Amount/Shares	Principal	Interest/Dividends	Total
Buy								
Cohen & Steers Instl Realty	19247U106	0.000	10/9/2024	N/A	1,348.18	69,000.00	0.00	69,000.00
Schwab US Large Cap EFT	808524201	0.000	10/11/2024	N/A	6,592.00	6,592.00	0.00	6,592.00
Baird Aggregate Bond Fund	057071854	0.000	10/25/2024	N/A	44.90	440.50	0.00	440.50
Baird Aggregate Bond Fund	057071854	0.000	10/25/2024	N/A	698.27	6,850.00	0.00	6,850.00
Dodge Cox Income	256210105	0.000	10/25/2024	N/A	549.92	6,940.00	0.00	6,940.00
iShares Core US Aggregate	464287226	0.000	10/25/2024	N/A	57.00	5,635.59	0.00	5,635.59
Columbia Contrarian Fund	19766M709	0.000	10/25/2024	N/A	2,515.52	98,860.00	0.00	98,860.00
Natixis Vaughan Nelson Select N	63873P841	0.000	10/25/2024	N/A	1,241.99	27,510.00	0.00	27,510.00
Schwab US Large Cap EFT	808524201	0.000	10/25/2024	N/A	26,541.00	610,443.00	0.00	610,443.00
PGIM Total Return Bond	74440B884	0.000	10/25/2024	N/A	477.10	5,730.00	0.00	5,730.00
Putnam Core Equity Fund Y	74676P839	0.000	10/25/2024	N/A	813.49	36,070.00	0.00	36,070.00
Nyli MacKay	56063N881	0.000	10/31/2024	N/A	25.46	132.40	0.00	132.40
PGIM Total Return Bond	74440B884	0.000	10/31/2024	N/A	43.38	519.67	0.00	519.67
Baird Aggregate Bond Fund	057071854	0.000	11/27/2024	N/A	49.00	481.63	0.00	481.63
Nyli MacKay	56063N881	0.000	11/29/2024	N/A	25.16	131.58	0.00	131.58
PGIM Total Return Bond	74440B884	0.000	11/29/2024	N/A	43.70	527.89	0.00	527.89
PGIM Total Return Bond	74440B884	0.000	12/1/2024	N/A	46.03	544.99	0.00	544.99
Cohen & Steers Instl Realty	19247U106	0.000	12/4/2024	N/A	23.239	1,192.15	0.00	1,192.15
Putnam Core Equity Fund Y	74676P839	0.000	12/9/2024	N/A	121.399	5,432.61	0.00	5,432.61
Columbia Contrarian Fund	19766M709	0.000	12/11/2024	N/A	687.734	25,810.66	0.00	25,810.66
Goldman Sachs	38147N293	0.000	12/13/2024	N/A	87.999	1,835.65	0.00	1,835.65
Undiscovered	904504479	0.000	12/16/2024	N/A	11.922	1,071.79	0.00	1,071.79
Nyli MacKay	56063N881	0.000	12/18/2024	N/A	26.497	137.52	0.00	137.52
Goldman Sachs	38147N293	0.000	12/19/2024	N/A	49.879	984.12	0.00	984.12
Undiscovered	904504479	0.000	12/19/2024	N/A	9.532	786.81	0.00	786.81
MFS International	552746356	0.000	12/19/2024	N/A	74.907	3,185.80	0.00	3,185.80
Lazard CI List Infrastructure	52106N459	0.000	12/20/2024	N/A	58.693	904.46	0.00	904.46
Fidelity International	315911727	0.000	12/20/2024	N/A	76.931	3,636.54	0.00	3,636.54
Nyli Cbre Global Infrastructure	56064L298	0.000	12/23/2024	N/A	15.543	202.99	0.00	202.99
Schwab US Large Cap EFT	808524201	0.000	12/24/2024	N/A	2,977.00	70,525.13	0.00	70,525.13
Baird Aggregate Bond Fund	057071854	0.000	12/27/2024	N/A	75.708	728.31	0.00	728.31
Hartford Schroders	41665X859	0.000	12/27/2024	N/A	53.319	893.10	0.00	893.10

Description	CUSIP/Ticker	YTM @ Cost	Settlement Date	Maturity Date	Face Amount/Shares	Principal	Interest/Dividends	Total
Sub Total / Average Buy					45,462.402	993,736.89	0.00	993,736.89
Dividend								
iShares Core US Aggregate	464287226	0.000	10/4/2024	N/A	0.00	0.00	301.49	301.49
Baird Aggregate Bond Fund	057071854	0.000	10/25/2024	N/A	0.00	0.00	440.50	440.50
Nyli MacKay	56063N881	0.000	10/31/2024	N/A	0.00	0.00	132.40	132.40
PGIM Total Return Bond	74440B884	0.000	10/31/2024	N/A	0.00	0.00	519.67	519.67
iShares Core US Aggregate	464287226	0.000	11/6/2024	N/A	0.00	0.00	322.05	322.05
Baird Aggregate Bond Fund	057071854	0.000	11/27/2024	N/A	0.00	0.00	481.63	481.63
Nyli MacKay	56063N881	0.000	11/29/2024	N/A	0.00	0.00	131.58	131.58
PGIM Total Return Bond	74440B884	0.000	11/29/2024	N/A	0.00	0.00	527.89	527.89
PGIM Total Return Bond	74440B884	0.000	12/1/2024	N/A	0.00	0.00	544.99	544.99
Cohen & Steers Instl Realty	19247U106	0.000	12/4/2024	N/A	0.00	0.00	1,192.15	1,192.15
iShares Core US Aggregate	464287226	0.000	12/5/2024	N/A	0.00	0.00	323.37	323.37
Putnam Core Equity Fund Y	74676P839	0.000	12/5/2024	N/A	0.00	0.00	4,210.34	4,210.34
Putnam Core Equity Fund Y	74676P839	0.000	12/5/2024	N/A	0.00	0.00	335.14	335.14
Putnam Core Equity Fund Y	74676P839	0.000	12/9/2024	N/A	0.00	0.00	887.13	887.13
Columbia Contrarian Fund	19766M709	0.000	12/10/2024	N/A	0.00	0.00	23,252.51	23,252.51
Columbia Contrarian Fund	19766M709	0.000	12/10/2024	N/A	0.00	0.00	679.82	679.82
Columbia Contrarian Fund	19766M709	0.000	12/11/2024	N/A	0.00	0.00	1,878.33	1,878.33
Goldman Sachs	38147N293	0.000	12/12/2024	N/A	0.00	0.00	1,835.65	1,835.65
Undiscovered	904504479	0.000	12/12/2024	N/A	0.00	0.00	357.30	357.30
Undiscovered	904504479	0.000	12/12/2024	N/A	0.00	0.00	714.49	714.49
Schwab US Large Cap EFT	808524201	0.000	12/16/2024	N/A	0.00	0.00	2,885.18	2,885.18
MFS International	552746356	0.000	12/17/2024	N/A	0.00	0.00	2,305.96	2,305.96
MFS International	552746356	0.000	12/17/2024	N/A	0.00	0.00	28.66	28.66
Nyli MacKay	56063N881	0.000	12/18/2024	N/A	0.00	0.00	137.52	137.52
Emerald Growth	317609253	0.000	12/18/2024	N/A	0.00	0.00	713.54	713.54
Goldman Sachs	38147N293	0.000	12/19/2024	N/A	0.00	0.00	984.12	984.12
Dodge Cox Income	256210105	0.000	12/19/2024	N/A	0.00	0.00	1,386.89	1,386.89
Undiscovered	904504479	0.000	12/19/2024	N/A	0.00	0.00	786.81	786.81
MFS International	552746356	0.000	12/19/2024	N/A	0.00	0.00	851.18	851.18
Lazard CI List Infrastructure	52106N459	0.000	12/20/2024	N/A	0.00	0.00	474.90	474.90
Lazard CI List Infrastructure	52106N459	0.000	12/20/2024	N/A	0.00	0.00	429.56	429.56
Emerald Growth	317609253	0.000	12/20/2024	N/A	0.00	0.00	205.89	205.89
Fidelity International	315911727	0.000	12/20/2024	N/A	0.00	0.00	3,636.54	3,636.54
Nyli Cbre Global Infrastructure	56064L298	0.000	12/23/2024	N/A	0.00	0.00	202.99	202.99
iShares Core US Aggregate	464287226	0.000	12/23/2024	N/A	0.00	0.00	328.29	328.29
Baird Aggregate Bond Fund	057071854	0.000	12/27/2024	N/A	0.00	0.00	728.31	728.31
Hartford Schroders	41665X859	0.000	12/27/2024	N/A	0.00	0.00	893.10	893.10

Description	CUSIP/Ticker	YTM @ Cost	Settlement Date	Maturity Date	Face Amount/Shares	Principal	Interest/Dividends	Total
Sub Total / Average Dividend					0.00	0.00	56,047.87	56,047.87
Interest								
US Bank PARS OPEB Trust MM	MM4900	0.000	10/31/2024	N/A	0.00	0.00	366.61	366.61
US Bank PARS OPEB Trust MM	MM4900	0.000	11/30/2024	N/A	0.00	0.00	305.59	305.59
US Bank PARS OPEB Trust MM	MM4900	0.000	12/31/2024	N/A	0.00	0.00	269.32	269.32
Sub Total / Average Interest					0.00	0.00	941.52	941.52
Sell								
Hartford Schroders	41665X859	0.000	10/9/2024	N/A	25.867	467.158	0.00	467.16
Hartford Schroders	41665X859	0.000	10/9/2024	N/A	56.72	1,024.363	0.00	1,024.36
Hartford Schroders	41665X859	0.000	10/9/2024	N/A	72.715	1,313.233	0.00	1,313.23
Hartford Schroders	41665X859	0.000	10/9/2024	N/A	80.566	1,455.022	0.00	1,455.02
Hartford Schroders	41665X859	0.000	10/9/2024	N/A	101.283	1,829.171	0.00	1,829.17
Hartford Schroders	41665X859	0.000	10/9/2024	N/A	105.79	1,910.568	0.00	1,910.57
Hartford Schroders	41665X859	0.000	10/9/2024	N/A	171.25	3,092.775	0.00	3,092.78
Hartford Schroders	41665X859	0.000	10/9/2024	N/A	180.61	3,261.817	0.00	3,261.82
Hartford Schroders	41665X859	0.000	10/9/2024	N/A	239.345	4,322.571	0.00	4,322.57
Hartford Schroders	41665X859	0.000	10/9/2024	N/A	240.891	4,350.492	0.00	4,350.49
Hartford Schroders	41665X859	0.000	10/9/2024	N/A	317.162	5,727.946	0.00	5,727.95
Hartford Schroders	41665X859	0.000	10/9/2024	N/A	345.787	6,244.914	0.00	6,244.91
Hartford Schroders	41665X859	0.000	10/9/2024	N/A	390.297	7,048.764	0.00	7,048.76
Hartford Schroders	41665X859	0.000	10/9/2024	N/A	404.071	7,297.523	0.00	7,297.52
Hartford Schroders	41665X859	0.000	10/9/2024	N/A	579.907	10,473.121	0.00	10,473.12
Hartford Schroders	41665X859	0.000	10/9/2024	N/A	580.319	10,480.562	0.00	10,480.56
Columbia Small Cap Growth Inst3	19765Y340	0.000	10/25/2024	N/A	493.217	14,180.00	0.00	14,180.00
iShares SP500	464287408	0.000	10/25/2024	N/A	1.00	197.535	0.00	197.54
iShares SP500	464287408	0.000	10/25/2024	N/A	2.00	395.069	0.00	395.07
iShares SP500	464287408	0.000	10/25/2024	N/A	3.00	592.604	0.00	592.60
iShares SP500	464287408	0.000	10/25/2024	N/A	3.00	592.604	0.00	592.60
iShares SP500	464287408	0.000	10/25/2024	N/A	4.00	790.138	0.00	790.14
iShares SP500	464287408	0.000	10/25/2024	N/A	4.00	790.138	0.00	790.14
iShares SP500	464287408	0.000	10/25/2024	N/A	4.00	790.138	0.00	790.14
iShares SP500	464287408	0.000	10/25/2024	N/A	5.00	987.673	0.00	987.67
iShares SP500	464287408	0.000	10/25/2024	N/A	6.00	1,185.207	0.00	1,185.21
iShares SP500	464287408	0.000	10/25/2024	N/A	7.00	1,382.742	0.00	1,382.74
iShares SP500	464287408	0.000	10/25/2024	N/A	8.00	1,580.276	0.00	1,580.28
iShares SP500	464287408	0.000	10/25/2024	N/A	8.00	1,580.276	0.00	1,580.28
iShares SP500	464287408	0.000	10/25/2024	N/A	8.00	1,580.276	0.00	1,580.28
iShares SP500	464287408	0.000	10/25/2024	N/A	9.00	1,777.811	0.00	1,777.81
iShares SP500	464287408	0.000	10/25/2024	N/A	14.00	2,765.483	0.00	2,765.48

Description	CUSIP/Ticker	YTM @ Cost	Settlement Date	Maturity Date	Face Amount/Shares	Principal	Interest/Dividends	Total
iShares SP500	464287408	0.000	10/25/2024	N/A	20.00	3,950.69	0.00	3,950.69
iShares SP500	464287408	0.000	10/25/2024	N/A	26.00	5,135.897	0.00	5,135.90
iShares SP500	464287408	0.000	10/25/2024	N/A	39.00	7,703.846	0.00	7,703.85
iShares SP500	464287408	0.000	10/25/2024	N/A	40.00	7,901.38	0.00	7,901.38
iShares SP500	464287408	0.000	10/25/2024	N/A	64.00	12,642.208	0.00	12,642.21
iShares SP500	464287408	0.000	10/25/2024	N/A	78.00	15,407.691	0.00	15,407.69
Undiscovered	904504479	0.000	10/25/2024	N/A	5.183	453.511	0.00	453.51
Undiscovered	904504479	0.000	10/25/2024	N/A	8.156	713.648	0.00	713.65
Undiscovered	904504479	0.000	10/25/2024	N/A	14.749	1,290.534	0.00	1,290.53
Undiscovered	904504479	0.000	10/25/2024	N/A	18.575	1,625.308	0.00	1,625.31
Undiscovered	904504479	0.000	10/25/2024	N/A	24.54	2,147.244	0.00	2,147.24
Undiscovered	904504479	0.000	10/25/2024	N/A	38.998	3,412.315	0.00	3,412.32
Undiscovered	904504479	0.000	10/25/2024	N/A	56.089	4,907.773	0.00	4,907.77
Undiscovered	904504479	0.000	10/25/2024	N/A	59.589	5,214.022	0.00	5,214.02
Undiscovered	904504479	0.000	10/25/2024	N/A	61.592	5,389.284	0.00	5,389.28
Undiscovered	904504479	0.000	10/25/2024	N/A	102.58	8,975.723	0.00	8,975.72
Undiscovered	904504479	0.000	10/25/2024	N/A	129.936	11,369.366	0.00	11,369.37
Undiscovered	904504479	0.000	10/25/2024	N/A	202.518	17,720.272	0.00	17,720.27
Undiscovered	904504479	0.000	10/25/2024	N/A	237.955	20,821.001	0.00	20,821.00
Dodge & Cox Stock Fund	256219106	0.000	10/25/2024	N/A	0.007	1.86	0.00	1.86
Dodge & Cox Stock Fund	256219106	0.000	10/25/2024	N/A	0.537	148.024	0.00	148.02
Dodge & Cox Stock Fund	256219106	0.000	10/25/2024	N/A	1.061	292.465	0.00	292.47
Dodge & Cox Stock Fund	256219106	0.000	10/25/2024	N/A	1.147	316.171	0.00	316.17
Dodge & Cox Stock Fund	256219106	0.000	10/25/2024	N/A	1.19	316.34	0.00	316.34
Dodge & Cox Stock Fund	256219106	0.000	10/25/2024	N/A	1.651	455.098	0.00	455.10
Dodge & Cox Stock Fund	256219106	0.000	10/25/2024	N/A	1.815	500.305	0.00	500.31
Dodge & Cox Stock Fund	256219106	0.000	10/25/2024	N/A	1.914	527.594	0.00	527.59
Dodge & Cox Stock Fund	256219106	0.000	10/25/2024	N/A	2.055	566.461	0.00	566.46
Dodge & Cox Stock Fund	256219106	0.000	10/25/2024	N/A	2.24	617.456	0.00	617.46
Dodge & Cox Stock Fund	256219106	0.000	10/25/2024	N/A	2.357	649.707	0.00	649.71
Dodge & Cox Stock Fund	256219106	0.000	10/25/2024	N/A	2.498	688.574	0.00	688.57
Dodge & Cox Stock Fund	256219106	0.000	10/25/2024	N/A	2.505	690.503	0.00	690.50
Dodge & Cox Stock Fund	256219106	0.000	10/25/2024	N/A	2.67	735.986	0.00	735.99
Dodge & Cox Stock Fund	256219106	0.000	10/25/2024	N/A	2.926	806.552	0.00	806.55
Dodge & Cox Stock Fund	256219106	0.000	10/25/2024	N/A	3.756	1,035.341	0.00	1,035.34
Dodge & Cox Stock Fund	256219106	0.000	10/25/2024	N/A	3.83	1,055.74	0.00	1,055.74
Dodge & Cox Stock Fund	256219106	0.000	10/25/2024	N/A	4.878	1,344.621	0.00	1,344.62
Dodge & Cox Stock Fund	256219106	0.000	10/25/2024	N/A	5.23	1,441.65	0.00	1,441.65
Dodge & Cox Stock Fund	256219106	0.000	10/25/2024	N/A	5.571	1,535.646	0.00	1,535.65
Dodge & Cox Stock Fund	256219106	0.000	10/25/2024	N/A	5.611	1,546.672	0.00	1,546.67

Description	CUSIP/Ticker	YTM @ Cost	Settlement Date	Maturity Date	Face Amount/Shares	Principal	Interest/Dividends	Total
Dodge & Cox Stock Fund	256219106	0.000	10/25/2024	N/A	6.31	1,739.352	0.00	1,739.35
Dodge & Cox Stock Fund	256219106	0.000	10/25/2024	N/A	6.79	1,871.664	0.00	1,871.66
Dodge & Cox Stock Fund	256219106	0.000	10/25/2024	N/A	7.421	2,045.599	0.00	2,045.60
Dodge & Cox Stock Fund	256219106	0.000	10/25/2024	N/A	8.96	2,469.824	0.00	2,469.82
Dodge & Cox Stock Fund	256219106	0.000	10/25/2024	N/A	11.223	3,093.62	0.00	3,093.62
Dodge & Cox Stock Fund	256219106	0.000	10/25/2024	N/A	11.522	3,176.039	0.00	3,176.04
Dodge & Cox Stock Fund	256219106	0.000	10/25/2024	N/A	11.673	3,217.662	0.00	3,217.66
Dodge & Cox Stock Fund	256219106	0.000	10/25/2024	N/A	13.404	3,694.813	0.00	3,694.81
Dodge & Cox Stock Fund	256219106	0.000	10/25/2024	N/A	14.021	3,864.889	0.00	3,864.89
Dodge & Cox Stock Fund	256219106	0.000	10/25/2024	N/A	14.07	3,878.396	0.00	3,878.40
Dodge & Cox Stock Fund	256219106	0.000	10/25/2024	N/A	14.361	3,958.61	0.00	3,958.61
Dodge & Cox Stock Fund	256219106	0.000	10/25/2024	N/A	15.628	4,307.858	0.00	4,307.86
Dodge & Cox Stock Fund	256219106	0.000	10/25/2024	N/A	17.628	4,859.158	0.00	4,859.16
Dodge & Cox Stock Fund	256219106	0.000	10/25/2024	N/A	21.319	5,876.582	0.00	5,876.58
Dodge & Cox Stock Fund	256219106	0.000	10/25/2024	N/A	21.55	5,940.258	0.00	5,940.26
Dodge & Cox Stock Fund	256219106	0.000	10/25/2024	N/A	25.17	6,938.111	0.00	6,938.11
Dodge & Cox Stock Fund	256219106	0.000	10/25/2024	N/A	32.419	8,618.10	0.00	8,618.10
Dodge & Cox Stock Fund	256219106	0.000	10/25/2024	N/A	35.515	9,789.71	0.00	9,789.71
Dodge & Cox Stock Fund	256219106	0.000	10/25/2024	N/A	48.861	13,468.535	0.00	13,468.54
Dodge & Cox Stock Fund	256219106	0.000	10/25/2024	N/A	51.603	14,224.367	0.00	14,224.37
Dodge & Cox Stock Fund	256219106	0.000	10/25/2024	N/A	78.60	21,666.09	0.00	21,666.09
ishares SP 500 Growth	464287309	0.000	10/25/2024	N/A	2.00	196.455	0.00	196.46
ishares SP 500 Growth	464287309	0.000	10/25/2024	N/A	3.00	294.682	0.00	294.68
ishares SP 500 Growth	464287309	0.000	10/25/2024	N/A	7.00	687.592	0.00	687.59
ishares SP 500 Growth	464287309	0.000	10/25/2024	N/A	8.00	785.819	0.00	785.82
ishares SP 500 Growth	464287309	0.000	10/25/2024	N/A	28.00	2,750.366	0.00	2,750.37
ishares SP 500 Growth	464287309	0.000	10/25/2024	N/A	978.00	96,066.366	0.00	96,066.37
Emerald Growth	317609253	0.000	10/25/2024	N/A	70.733	1,913.327	0.00	1,913.33
Emerald Growth	317609253	0.000	10/25/2024	N/A	2,695.257	72,906.673	0.00	72,906.67
Harbor Capital Appreciation	411512528	0.000	10/25/2024	N/A	0.004	0.48	0.00	0.48
Harbor Capital Appreciation	411512528	0.000	10/25/2024	N/A	0.609	73.804	0.00	73.80
Harbor Capital Appreciation	411512528	0.000	10/25/2024	N/A	0.997	120.826	0.00	120.83
Harbor Capital Appreciation	411512528	0.000	10/25/2024	N/A	3.008	364.538	0.00	364.54
Harbor Capital Appreciation	411512528	0.000	10/25/2024	N/A	4.288	519.66	0.00	519.66
Harbor Capital Appreciation	411512528	0.000	10/25/2024	N/A	6.248	757.192	0.00	757.19
Harbor Capital Appreciation	411512528	0.000	10/25/2024	N/A	11.315	1,371.259	0.00	1,371.26
Harbor Capital Appreciation	411512528	0.000	10/25/2024	N/A	11.755	1,424.582	0.00	1,424.58
Harbor Capital Appreciation	411512528	0.000	10/25/2024	N/A	12.667	1,534.63	0.00	1,534.63
Harbor Capital Appreciation	411512528	0.000	10/25/2024	N/A	13.13	1,591.218	0.00	1,591.22
Harbor Capital Appreciation	411512528	0.000	10/25/2024	N/A	15.741	1,907.644	0.00	1,907.64

Description	CUSIP/Ticker	YTM @ Cost	Settlement Date	Maturity Date	Face Amount/Shares	Principal	Interest/Dividends	Total
Harbor Capital Appreciation	411512528	0.000	10/25/2024	N/A	16.996	2,059.736	0.00	2,059.74
Harbor Capital Appreciation	411512528	0.000	10/25/2024	N/A	18.866	2,286.361	0.00	2,286.36
Harbor Capital Appreciation	411512528	0.000	10/25/2024	N/A	22.25	2,696.466	0.00	2,696.47
Harbor Capital Appreciation	411512528	0.000	10/25/2024	N/A	50.004	6,059.959	0.00	6,059.96
Harbor Capital Appreciation	411512528	0.000	10/25/2024	N/A	56.607	6,860.173	0.00	6,860.17
Harbor Capital Appreciation	411512528	0.000	10/25/2024	N/A	86.13	10,438.05	0.00	10,438.05
Harbor Capital Appreciation	411512528	0.000	10/25/2024	N/A	94.977	11,510.213	0.00	11,510.21
Harbor Capital Appreciation	411512528	0.000	10/25/2024	N/A	95.11	11,526.332	0.00	11,526.33
Harbor Capital Appreciation	411512528	0.000	10/25/2024	N/A	124.129	15,043.129	0.00	15,043.13
Harbor Capital Appreciation	411512528	0.000	10/25/2024	N/A	143.28	17,364.029	0.00	17,364.03
Harbor Capital Appreciation	411512528	0.000	10/25/2024	N/A	152.093	18,432.072	0.00	18,432.07
ishares Russell Mid Cap	464287499	0.000	10/25/2024	N/A	5.00	443.788	0.00	443.79
ishares Russell Mid Cap	464287499	0.000	10/25/2024	N/A	6.00	532.545	0.00	532.55
ishares Russell Mid Cap	464287499	0.000	10/25/2024	N/A	8.00	710.06	0.00	710.06
ishares Russell Mid Cap	464287499	0.000	10/25/2024	N/A	8.00	710.06	0.00	710.06
ishares Russell Mid Cap	464287499	0.000	10/25/2024	N/A	11.00	976.333	0.00	976.33
ishares Russell Mid Cap	464287499	0.000	10/25/2024	N/A	18.00	1,597.636	0.00	1,597.64
ishares Russell Mid Cap	464287499	0.000	10/25/2024	N/A	20.00	1,775.151	0.00	1,775.15
ishares Russell Mid Cap	464287499	0.000	10/25/2024	N/A	22.00	1,952.666	0.00	1,952.67
ishares Russell Mid Cap	464287499	0.000	10/25/2024	N/A	24.00	2,130.181	0.00	2,130.18
ishares Russell Mid Cap	464287499	0.000	10/25/2024	N/A	24.00	2,130.181	0.00	2,130.18
ishares Russell Mid Cap	464287499	0.000	10/25/2024	N/A	33.00	2,928.998	0.00	2,929.00
ishares Russell Mid Cap	464287499	0.000	10/25/2024	N/A	34.00	3,017.756	0.00	3,017.76
ishares Russell Mid Cap	464287499	0.000	10/25/2024	N/A	42.00	3,727.816	0.00	3,727.82
ishares Russell Mid Cap	464287499	0.000	10/25/2024	N/A	57.00	5,059.179	0.00	5,059.18
ishares Russell Mid Cap	464287499	0.000	10/25/2024	N/A	64.00	5,680.482	0.00	5,680.48
ishares Russell Mid Cap	464287499	0.000	10/25/2024	N/A	70.00	6,213.027	0.00	6,213.03
ishares Russell Mid Cap	464287499	0.000	10/25/2024	N/A	77.00	6,834.33	0.00	6,834.33
ishares Russell Mid Cap	464287499	0.000	10/25/2024	N/A	119.00	10,562.146	0.00	10,562.15
ishares Russell Mid Cap	464287499	0.000	10/25/2024	N/A	142.00	12,603.569	0.00	12,603.57
ishares Russell Mid Cap	464287499	0.000	10/25/2024	N/A	184.00	16,331.385	0.00	16,331.39
ishares Russell Mid Cap	464287499	0.000	10/25/2024	N/A	203.00	18,017.779	0.00	18,017.78
ishares Russell Mid Cap	464287499	0.000	10/25/2024	N/A	257.00	22,810.685	0.00	22,810.69
ishares Russell Mid Cap	464287499	0.000	10/25/2024	N/A	600.00	53,254.518	0.00	53,254.52
Emerald Growth	317609253	0.000	10/28/2024	N/A	36.109	985.408	0.00	985.41
Emerald Growth	317609253	0.000	10/28/2024	N/A	52.305	1,427.395	0.00	1,427.40
Emerald Growth	317609253	0.000	10/28/2024	N/A	60.399	1,648.278	0.00	1,648.28
Emerald Growth	317609253	0.000	10/28/2024	N/A	67.029	1,829.21	0.00	1,829.21
Emerald Growth	317609253	0.000	10/28/2024	N/A	193.468	5,279.709	0.00	5,279.71
Natixis Vaughan Nelson Select N	63873P841	0.000	12/24/2024	N/A	1,241.99	27,969.58	0.00	27,969.58

Description	CUSIP/Ticker	YTM @ Cost	Settlement Date	Maturity Date	Face Amount/Shares	Principal	Interest/Dividends	Total
Natixis Vaughan Nelson Select N	63873P841	0.000	12/24/2024	N/A	1,897.27	42,726.47	0.00	42,726.47
Sub Total / Average Sell					16,531.518	933,631.64	0.00	933,631.64

Mesa Water District
Portfolio Holdings
Investment Report | PARS Trust
Report Format: By CUSIP / Ticker
Group By: Portfolio Name
Average By: Market Value
Portfolio / Report Group: PARS Pension Trust
As of 12/31/2024

Description	CUSIP/Ticker	Security Type	Face Amount/Shares	Cost Value	Market Value
PARS Pension Trust					
Baird Aggregate Bond Fund	057071854	Mutual Fund	86,332.22	832,049.12	833,105.88
Cohen & Steers Instl Realty	19247U106	Mutual Fund	18,888.92	922,531.07	904,968.82
Columbia Contrarian Fund	19766M709	Mutual Fund	44,515.24	1,401,798.20	1,624,360.80
Columbia Small Cap Growth Inst3	19765Y340	Mutual Fund	2,923.52	80,455.22	86,594.60
Dodge Cox Income	256210105	Mutual Fund	63,934.47	806,406.22	791,508.78
Emerald Growth	317609253	Mutual Fund	3,072.33	74,930.62	79,173.90
Fidelity International	315911727	Mutual Fund	16,621.63	823,982.16	790,192.48
Goldman Sachs	38147N293	Mutual Fund	13,551.89	312,247.13	265,074.85
Hartford Schroders	41665X859	Mutual Fund	24,175.09	376,516.37	401,306.46
iShares Core US Aggregate	464287226	Mutual Fund	6,221.00	605,637.67	602,814.90
Lazard CI List Infrastructure	52106N459	Mutual Fund	17,336.60	288,330.32	270,970.98
MFS International	552746356	Mutual Fund	6,881.50	247,560.48	284,825.27
Nyli Cbre Global Infrastructure	56064L298	Mutual Fund	20,883.77	272,845.00	272,950.79
Nyli MacKay	56063N881	Mutual Fund	32,402.71	166,604.83	167,846.03
PGIM Total Return Bond	74440B884	Mutual Fund	67,228.47	891,115.82	795,985.12
Putnam Core Equity Fund Y	74676P839	Mutual Fund	17,605.95	764,318.42	760,577.17
Schwab US Large Cap EFT	808524201	Mutual Fund	236,167.00	5,391,793.40	5,474,351.06
Undiscovered	904504479	Mutual Fund	2,769.36	211,833.88	233,400.49
US Bank PARS Pension Trust MM	MM4901	Money Market	643,848.50	643,848.50	643,848.50
Sub Total / Average PARS Pension Trust			1,325,360.17	15,114,804.43	15,283,856.88
Total / Average			1,325,360.17	15,114,804.43	15,283,856.88

Mesa Water District
Transactions Summary
Quarterly Treasurer's Status Report - Investment Activity
Group By: Action
Portfolio / Report Group: PARS Pension Trust
Begin Date: 09/30/2024, End Date: 12/31/2024

Description	CUSIP/Ticker	YTM @ Cost	Settlement Date	Maturity Date	Face Amount/Shares	Principal	Interest/Dividends	Total
Buy								
Cohen & Steers Instl Realty	19247U106	0.000	10/9/2024	N/A	7,971.864	408,000.00	0.00	408,000.00
Schwab US Large Cap EFT	808524201	0.000	10/11/2024	N/A	39,518.00	0.01	0.00	0.01
Baird Aggregate Bond Fund	057071854	0.000	10/25/2024	N/A	276.702	2,714.45	0.00	2,714.45
Baird Aggregate Bond Fund	057071854	0.000	10/25/2024	N/A	1,879.715	18,440.00	0.00	18,440.00
Dodge Cox Income	256210105	0.000	10/25/2024	N/A	2,212.361	27,920.00	0.00	27,920.00
iShares Core US Aggregate	464287226	0.000	10/25/2024	N/A	251.00	24,816.37	0.00	24,816.37
Columbia Contrarian Fund	19766M709	0.000	10/25/2024	N/A	15,032.316	590,770.00	0.00	590,770.00
Natixis Vaughan Nelson Select N	63873P841	0.000	10/25/2024	N/A	7,244.695	160,470.00	0.00	160,470.00
Schwab US Large Cap EFT	808524201	0.000	10/25/2024	N/A	159,044.00	3,658,012.00	0.00	3,658,012.00
PGIM Total Return Bond	74440B884	0.000	10/25/2024	N/A	2,801.832	33,650.00	0.00	33,650.00
Putnam Core Equity Fund Y	74676P839	0.000	10/25/2024	N/A	5,001.353	221,760.00	0.00	221,760.00
Nyli MacKay	56063N881	0.000	10/31/2024	N/A	163.223	848.76	0.00	848.76
Baird Aggregate Bond Fund	057071854	0.000	11/27/2024	N/A	293.61	2,886.19	0.00	2,886.19
Nyli MacKay	56063N881	0.000	11/29/2024	N/A	161.277	843.48	0.00	843.48
Cohen & Steers Instl Realty	19247U106	0.000	12/4/2024	N/A	139.252	7,143.63	0.00	7,143.63
Putnam Core Equity Fund Y	74676P839	0.000	12/9/2024	N/A	727.562	32,558.42	0.00	32,558.42
Goldman Sachs	38147N293	0.000	12/13/2024	N/A	530.248	11,060.98	0.00	11,060.98
Nyli MacKay	56063N881	0.000	12/18/2024	N/A	169.859	881.57	0.00	881.57
Goldman Sachs	38147N293	0.000	12/19/2024	N/A	300.556	5,929.97	0.00	5,929.97
Lazard CI List Infrastructure	52106N459	0.000	12/20/2024	N/A	342.377	5,276.03	0.00	5,276.03
Fidelity International	315911727	0.000	12/20/2024	N/A	470.824	22,255.83	0.00	22,255.83
Nyli Cbre Global Infrastructure	56064L298	0.000	12/23/2024	N/A	93.978	1,227.35	0.00	1,227.35
Schwab US Large Cap EFT	808524201	0.000	12/24/2024	N/A	17,846.00	422,771.74	0.00	422,771.74
Baird Aggregate Bond Fund	057071854	0.000	12/27/2024	N/A	453.686	4,364.46	0.00	4,364.46
Sub Total / Average Buy					262,926.29	5,664,601.24	0.00	5,664,601.24
Dividend								
iShares Core US Aggregate	464287226	0.000	10/4/2024	N/A	0.00	0.00	1,834.75	1,834.75
Baird Aggregate Bond Fund	057071854	0.000	10/25/2024	N/A	0.00	0.00	2,714.45	2,714.45
Nyli MacKay	56063N881	0.000	10/31/2024	N/A	0.00	0.00	848.76	848.76
PGIM Total Return Bond	74440B884	0.000	10/31/2024	N/A	0.00	0.00	3,116.79	3,116.79
iShares Core US Aggregate	464287226	0.000	11/6/2024	N/A	0.00	0.00	1,930.14	1,930.14

Description	CUSIP/Ticker	YTM @ Cost	Settlement Date	Maturity Date	Face Amount/Shares	Principal	Interest/Dividends	Total
Baird Aggregate Bond Fund	057071854	0.000	11/27/2024	N/A	0.00	0.00	2,886.19	2,886.19
Nyli MacKay	56063N881	0.000	11/29/2024	N/A	0.00	0.00	843.48	843.48
PGIM Total Return Bond	74440B884	0.000	11/29/2024	N/A	0.00	0.00	3,151.35	3,151.35
PGIM Total Return Bond	74440B884	0.000	12/1/2024	N/A	0.00	0.00	3,240.90	3,240.90
Cohen & Steers Instl Realty	19247U106	0.000	12/4/2024	N/A	0.00	0.00	7,143.63	7,143.63
iShares Core US Aggregate	464287226	0.000	12/5/2024	N/A	0.00	0.00	1,938.05	1,938.05
Putnam Core Equity Fund Y	74676P839	0.000	12/5/2024	N/A	0.00	0.00	25,233.20	25,233.20
Putnam Core Equity Fund Y	74676P839	0.000	12/5/2024	N/A	0.00	0.00	2,008.53	2,008.53
Putnam Core Equity Fund Y	74676P839	0.000	12/9/2024	N/A	0.00	0.00	5,316.69	5,316.69
Columbia Contrarian Fund	19766M709	0.000	12/10/2024	N/A	0.00	0.00	139,348.68	139,348.68
Columbia Contrarian Fund	19766M709	0.000	12/10/2024	N/A	0.00	0.00	4,074.03	4,074.03
Columbia Contrarian Fund	19766M709	0.000	12/11/2024	N/A	0.00	0.00	11,256.57	11,256.57
Goldman Sachs	38147N293	0.000	12/12/2024	N/A	0.00	0.00	11,060.98	11,060.98
Undiscovered	904504479	0.000	12/12/2024	N/A	0.00	0.00	4,282.33	4,282.33
Undiscovered	904504479	0.000	12/12/2024	N/A	0.00	0.00	2,141.46	2,141.46
Schwab US Large Cap EFT	808524201	0.000	12/16/2024	N/A	0.00	0.00	17,291.02	17,291.02
MFS International	552746356	0.000	12/17/2024	N/A	0.00	0.00	13,087.85	13,087.85
MFS International	552746356	0.000	12/17/2024	N/A	0.00	0.00	162.68	162.68
Nyli MacKay	56063N881	0.000	12/18/2024	N/A	0.00	0.00	881.57	881.57
Emerald Growth	317609253	0.000	12/18/2024	N/A	0.00	0.00	4,275.86	4,275.86
Goldman Sachs	38147N293	0.000	12/19/2024	N/A	0.00	0.00	5,929.97	5,929.97
Dodge Cox Income	256210105	0.000	12/19/2024	N/A	0.00	0.00	8,311.48	8,311.48
MFS International	552746356	0.000	12/19/2024	N/A	0.00	0.00	4,831.02	4,831.02
Lazard CI List Infrastructure	52106N459	0.000	12/20/2024	N/A	0.00	0.00	2,505.78	2,505.78
Lazard CI List Infrastructure	52106N459	0.000	12/20/2024	N/A	0.00	0.00	2,770.25	2,770.25
Emerald Growth	317609253	0.000	12/20/2024	N/A	0.00	0.00	1,233.75	1,233.75
Fidelity International	315911727	0.000	12/20/2024	N/A	0.00	0.00	22,255.83	22,255.83
Nyli Cbre Global Infrastructure	56064L298	0.000	12/23/2024	N/A	0.00	0.00	1,227.35	1,227.35
iShares Core US Aggregate	464287226	0.000	12/23/2024	N/A	0.00	0.00	1,967.54	1,967.54
Undiscovered	904504479	0.000	12/23/2024	N/A	0.00	0.00	4,597.15	4,597.15
Baird Aggregate Bond Fund	057071854	0.000	12/27/2024	N/A	0.00	0.00	4,364.46	4,364.46
Hartford Schroders	41665X859	0.000	12/30/2024	N/A	0.00	0.00	5,359.67	5,359.67
Sub Total / Average Dividend					0.00	0.00	335,424.19	335,424.19
Interest								
US Bank PARS Pension Trust MM	MM4901	0.000	10/31/2024	N/A	0.00	0.00	2,302.63	2,302.63
US Bank PARS Pension Trust MM	MM4901	0.000	11/30/2024	N/A	0.00	0.00	1,705.92	1,705.92
US Bank PARS Pension Trust MM	MM4901	0.000	12/31/2024	N/A	0.00	0.00	1,596.23	1,596.23
US Bank PARS Pension Trust MM	MM4901	0.000	12/31/2024	N/A	0.00	0.00	19.45	19.45
Sub Total / Average Interest					0.00	0.00	5,624.23	5,624.23

Description	CUSIP/Ticker	YTM @ Cost	Settlement Date	Maturity Date	Face Amount/Shares	Principal	Interest/Dividends	Total
Sell								
Hartford Schroders	41665X859	0.000	10/9/2024	N/A	565.875	10,219.703	0.00	10,219.70
Hartford Schroders	41665X859	0.000	10/9/2024	N/A	716.999	12,949.002	0.00	12,949.00
Hartford Schroders	41665X859	0.000	10/9/2024	N/A	1,147.63	20,726.198	0.00	20,726.20
Hartford Schroders	41665X859	0.000	10/9/2024	N/A	1,429.098	25,809.51	0.00	25,809.51
Hartford Schroders	41665X859	0.000	10/9/2024	N/A	1,536.38	27,747.023	0.00	27,747.02
Hartford Schroders	41665X859	0.000	10/9/2024	N/A	1,576.36	28,469.062	0.00	28,469.06
Hartford Schroders	41665X859	0.000	10/9/2024	N/A	3,023.70	54,608.022	0.00	54,608.02
Hartford Schroders	41665X859	0.000	10/9/2024	N/A	3,113.90	56,237.034	0.00	56,237.03
Hartford Schroders	41665X859	0.000	10/9/2024	N/A	4,199.01	75,834.121	0.00	75,834.12
Hartford Schroders	41665X859	0.000	10/9/2024	N/A	5,116.297	92,400.325	0.00	92,400.33
Columbia Small Cap Growth Inst3	19765Y340	0.000	10/25/2024	N/A	2,890.435	83,100.00	0.00	83,100.00
iShares SP500	464287408	0.000	10/25/2024	N/A	5.00	987.673	0.00	987.67
iShares SP500	464287408	0.000	10/25/2024	N/A	19.00	3,753.156	0.00	3,753.16
iShares SP500	464287408	0.000	10/25/2024	N/A	20.00	3,950.69	0.00	3,950.69
iShares SP500	464287408	0.000	10/25/2024	N/A	21.00	4,148.225	0.00	4,148.23
iShares SP500	464287408	0.000	10/25/2024	N/A	21.00	4,148.225	0.00	4,148.23
iShares SP500	464287408	0.000	10/25/2024	N/A	22.00	4,345.759	0.00	4,345.76
iShares SP500	464287408	0.000	10/25/2024	N/A	25.00	4,938.363	0.00	4,938.36
iShares SP500	464287408	0.000	10/25/2024	N/A	33.00	6,518.639	0.00	6,518.64
iShares SP500	464287408	0.000	10/25/2024	N/A	45.00	8,889.053	0.00	8,889.05
iShares SP500	464287408	0.000	10/25/2024	N/A	53.00	10,469.329	0.00	10,469.33
iShares SP500	464287408	0.000	10/25/2024	N/A	54.00	10,666.863	0.00	10,666.86
iShares SP500	464287408	0.000	10/25/2024	N/A	75.00	14,815.088	0.00	14,815.09
iShares SP500	464287408	0.000	10/25/2024	N/A	77.00	15,210.157	0.00	15,210.16
iShares SP500	464287408	0.000	10/25/2024	N/A	105.00	20,741.123	0.00	20,741.12
iShares SP500	464287408	0.000	10/25/2024	N/A	106.00	20,938.658	0.00	20,938.66
iShares SP500	464287408	0.000	10/25/2024	N/A	151.00	29,827.711	0.00	29,827.71
iShares SP500	464287408	0.000	10/25/2024	N/A	616.00	121,681.257	0.00	121,681.26
iShares SP500	464287408	0.000	10/25/2024	N/A	664.00	131,162.913	0.00	131,162.91
Undiscovered	904504479	0.000	10/25/2024	N/A	66.944	5,857.60	0.00	5,857.60
Undiscovered	904504479	0.000	10/25/2024	N/A	95.488	8,355.20	0.00	8,355.20
Undiscovered	904504479	0.000	10/25/2024	N/A	153.352	13,418.30	0.00	13,418.30
Undiscovered	904504479	0.000	10/25/2024	N/A	411.416	35,998.899	0.00	35,998.90
Undiscovered	904504479	0.000	10/25/2024	N/A	876.78	76,718.248	0.00	76,718.25
Undiscovered	904504479	0.000	10/25/2024	N/A	972.038	85,053.323	0.00	85,053.32
Undiscovered	904504479	0.000	10/25/2024	N/A	1,105.67	96,746.123	0.00	96,746.12
Undiscovered	904504479	0.000	10/25/2024	N/A	2,049.855	179,362.308	0.00	179,362.31
Dodge & Cox Stock Fund	256219106	0.000	10/25/2024	N/A	4.245	1,170.134	0.00	1,170.13
Dodge & Cox Stock Fund	256219106	0.000	10/25/2024	N/A	5.887	1,622.752	0.00	1,622.75

Description	CUSIP/Ticker	YTM @ Cost	Settlement Date	Maturity Date	Face Amount/Shares	Principal	Interest/Dividends	Total
Dodge & Cox Stock Fund	256219106	0.000	10/25/2024	N/A	8.402	2,316.011	0.00	2,316.01
Dodge & Cox Stock Fund	256219106	0.000	10/25/2024	N/A	9.899	2,728.659	0.00	2,728.66
Dodge & Cox Stock Fund	256219106	0.000	10/25/2024	N/A	23.428	6,457.928	0.00	6,457.93
Dodge & Cox Stock Fund	256219106	0.000	10/25/2024	N/A	25.935	7,148.983	0.00	7,148.98
Dodge & Cox Stock Fund	256219106	0.000	10/25/2024	N/A	27.16	7,486.654	0.00	7,486.65
Dodge & Cox Stock Fund	256219106	0.000	10/25/2024	N/A	28.059	7,734.463	0.00	7,734.46
Dodge & Cox Stock Fund	256219106	0.000	10/25/2024	N/A	28.546	7,868.705	0.00	7,868.71
Dodge & Cox Stock Fund	256219106	0.000	10/25/2024	N/A	28.638	7,894.065	0.00	7,894.07
Dodge & Cox Stock Fund	256219106	0.000	10/25/2024	N/A	39.295	10,831.667	0.00	10,831.67
Dodge & Cox Stock Fund	256219106	0.000	10/25/2024	N/A	46.656	12,860.726	0.00	12,860.73
Dodge & Cox Stock Fund	256219106	0.000	10/25/2024	N/A	84.433	23,273.956	0.00	23,273.96
Dodge & Cox Stock Fund	256219106	0.000	10/25/2024	N/A	89.053	24,547.459	0.00	24,547.46
Dodge & Cox Stock Fund	256219106	0.000	10/25/2024	N/A	92.35	25,456.278	0.00	25,456.28
Dodge & Cox Stock Fund	256219106	0.000	10/25/2024	N/A	99.012	27,292.658	0.00	27,292.66
Dodge & Cox Stock Fund	256219106	0.000	10/25/2024	N/A	100.271	27,639.701	0.00	27,639.70
Dodge & Cox Stock Fund	256219106	0.000	10/25/2024	N/A	107.126	29,529.282	0.00	29,529.28
Dodge & Cox Stock Fund	256219106	0.000	10/25/2024	N/A	118.162	32,571.355	0.00	32,571.36
Dodge & Cox Stock Fund	256219106	0.000	10/25/2024	N/A	127.087	35,031.532	0.00	35,031.53
Dodge & Cox Stock Fund	256219106	0.000	10/25/2024	N/A	131.272	36,185.127	0.00	36,185.13
Dodge & Cox Stock Fund	256219106	0.000	10/25/2024	N/A	145.219	40,029.617	0.00	40,029.62
Dodge & Cox Stock Fund	256219106	0.000	10/25/2024	N/A	275.23	75,867.15	0.00	75,867.15
Dodge & Cox Stock Fund	256219106	0.000	10/25/2024	N/A	530.16	146,138.604	0.00	146,138.60
Dodge & Cox Stock Fund	256219106	0.000	10/25/2024	N/A	648.237	178,686.529	0.00	178,686.53
ishares SP 500 Growth	464287309	0.000	10/25/2024	N/A	54.00	5,304.278	0.00	5,304.28
ishares SP 500 Growth	464287309	0.000	10/25/2024	N/A	6,094.00	598,597.582	0.00	598,597.58
Emerald Growth	317609253	0.000	10/25/2024	N/A	16,467.283	445,440.00	0.00	445,440.00
Harbor Capital Appreciation	411512528	0.000	10/25/2024	N/A	0.005	0.61	0.00	0.61
Harbor Capital Appreciation	411512528	0.000	10/25/2024	N/A	6.028	730.533	0.00	730.53
Harbor Capital Appreciation	411512528	0.000	10/25/2024	N/A	39.79	4,822.15	0.00	4,822.15
Harbor Capital Appreciation	411512528	0.000	10/25/2024	N/A	53.061	6,430.463	0.00	6,430.46
Harbor Capital Appreciation	411512528	0.000	10/25/2024	N/A	60.876	7,377.562	0.00	7,377.56
Harbor Capital Appreciation	411512528	0.000	10/25/2024	N/A	94.243	11,421.309	0.00	11,421.31
Harbor Capital Appreciation	411512528	0.000	10/25/2024	N/A	121.53	14,728.221	0.00	14,728.22
Harbor Capital Appreciation	411512528	0.000	10/25/2024	N/A	200.19	24,261.026	0.00	24,261.03
Harbor Capital Appreciation	411512528	0.000	10/25/2024	N/A	359.747	43,597.739	0.00	43,597.74
Harbor Capital Appreciation	411512528	0.000	10/25/2024	N/A	400.155	48,494.784	0.00	48,494.78
Harbor Capital Appreciation	411512528	0.000	10/25/2024	N/A	568.706	68,921.48	0.00	68,921.48
Harbor Capital Appreciation	411512528	0.000	10/25/2024	N/A	646.106	78,301.586	0.00	78,301.59
Harbor Capital Appreciation	411512528	0.000	10/25/2024	N/A	756.182	91,641.696	0.00	91,641.70
Harbor Capital Appreciation	411512528	0.000	10/25/2024	N/A	1,005.05	121,801.40	0.00	121,801.40

Description	CUSIP/Ticker	YTM @ Cost	Settlement Date	Maturity Date	Face Amount/Shares	Principal	Interest/Dividends	Total
Harbor Capital Appreciation	411512528	0.000	10/25/2024	N/A	1,283.65	155,565.543	0.00	155,565.54
ishares Russell Mid Cap	464287499	0.000	10/25/2024	N/A	19.00	1,686.393	0.00	1,686.39
ishares Russell Mid Cap	464287499	0.000	10/25/2024	N/A	30.00	2,662.726	0.00	2,662.73
ishares Russell Mid Cap	464287499	0.000	10/25/2024	N/A	42.00	3,727.816	0.00	3,727.82
ishares Russell Mid Cap	464287499	0.000	10/25/2024	N/A	98.00	8,698.238	0.00	8,698.24
ishares Russell Mid Cap	464287499	0.000	10/25/2024	N/A	104.00	9,230.783	0.00	9,230.78
ishares Russell Mid Cap	464287499	0.000	10/25/2024	N/A	107.00	9,497.056	0.00	9,497.06
ishares Russell Mid Cap	464287499	0.000	10/25/2024	N/A	111.00	9,852.086	0.00	9,852.09
ishares Russell Mid Cap	464287499	0.000	10/25/2024	N/A	135.00	11,982.267	0.00	11,982.27
ishares Russell Mid Cap	464287499	0.000	10/25/2024	N/A	183.00	16,242.628	0.00	16,242.63
ishares Russell Mid Cap	464287499	0.000	10/25/2024	N/A	226.00	20,059.202	0.00	20,059.20
ishares Russell Mid Cap	464287499	0.000	10/25/2024	N/A	250.00	22,189.383	0.00	22,189.38
ishares Russell Mid Cap	464287499	0.000	10/25/2024	N/A	264.00	23,431.988	0.00	23,431.99
ishares Russell Mid Cap	464287499	0.000	10/25/2024	N/A	304.00	26,982.29	0.00	26,982.29
ishares Russell Mid Cap	464287499	0.000	10/25/2024	N/A	390.00	34,615.437	0.00	34,615.44
ishares Russell Mid Cap	464287499	0.000	10/25/2024	N/A	394.00	34,970.467	0.00	34,970.47
ishares Russell Mid Cap	464287499	0.000	10/25/2024	N/A	410.00	36,390.588	0.00	36,390.59
ishares Russell Mid Cap	464287499	0.000	10/25/2024	N/A	412.00	36,568.103	0.00	36,568.10
ishares Russell Mid Cap	464287499	0.000	10/25/2024	N/A	461.00	40,917.222	0.00	40,917.22
ishares Russell Mid Cap	464287499	0.000	10/25/2024	N/A	908.00	80,591.839	0.00	80,591.84
ishares Russell Mid Cap	464287499	0.000	10/25/2024	N/A	982.00	87,159.896	0.00	87,159.90
ishares Russell Mid Cap	464287499	0.000	10/25/2024	N/A	1,200.00	106,509.038	0.00	106,509.04
ishares Russell Mid Cap	464287499	0.000	10/25/2024	N/A	1,423.00	126,301.967	0.00	126,301.97
ishares Russell Mid Cap	464287499	0.000	10/25/2024	N/A	3,700.00	328,402.866	0.00	328,402.87
Emerald Growth	317609253	0.000	10/28/2024	N/A	297.574	8,120.793	0.00	8,120.79
Emerald Growth	317609253	0.000	10/28/2024	N/A	498.257	13,597.431	0.00	13,597.43
Emerald Growth	317609253	0.000	10/28/2024	N/A	720.685	19,667.49	0.00	19,667.49
Emerald Growth	317609253	0.000	10/28/2024	N/A	900.487	24,574.286	0.00	24,574.29
Dodge & Cox Stock Fund	256219106	0.000	10/31/2024	N/A	0.003	0.83	0.00	0.83
Dodge & Cox Stock Fund	256219106	0.000	10/31/2024	N/A	0.004	1.10	0.00	1.10
Dodge & Cox Stock Fund	256219106	0.000	10/31/2024	N/A	102.209	28,175.57	0.00	28,175.57
Dodge & Cox Stock Fund	256219106	0.000	10/31/2024	N/A	201.306	55,489.17	0.00	55,489.17
Natixis Vaughan Nelson Select N	63873P841	0.000	12/24/2024	N/A	7,244.695	163,150.53	0.00	163,150.53
Natixis Vaughan Nelson Select N	63873P841	0.000	12/24/2024	N/A	11,568.718	260,527.53	0.00	260,527.53
Sub Total / Average Sell					97,880.529	5,564,585.849	0.00	5,564,585.85



Dedicated to
Satisfying our Community's
Water Needs

MEMORANDUM

TO: Board of Directors
FROM: Anthony Phou, Controller
DATE: March 12, 2025
SUBJECT: Fiscal Year 2025 Second Quarter Financial Update

RECOMMENDATION

Receive and file the Fiscal Year 2025 Second Quarter Financial Update.

STRATEGIC PLAN

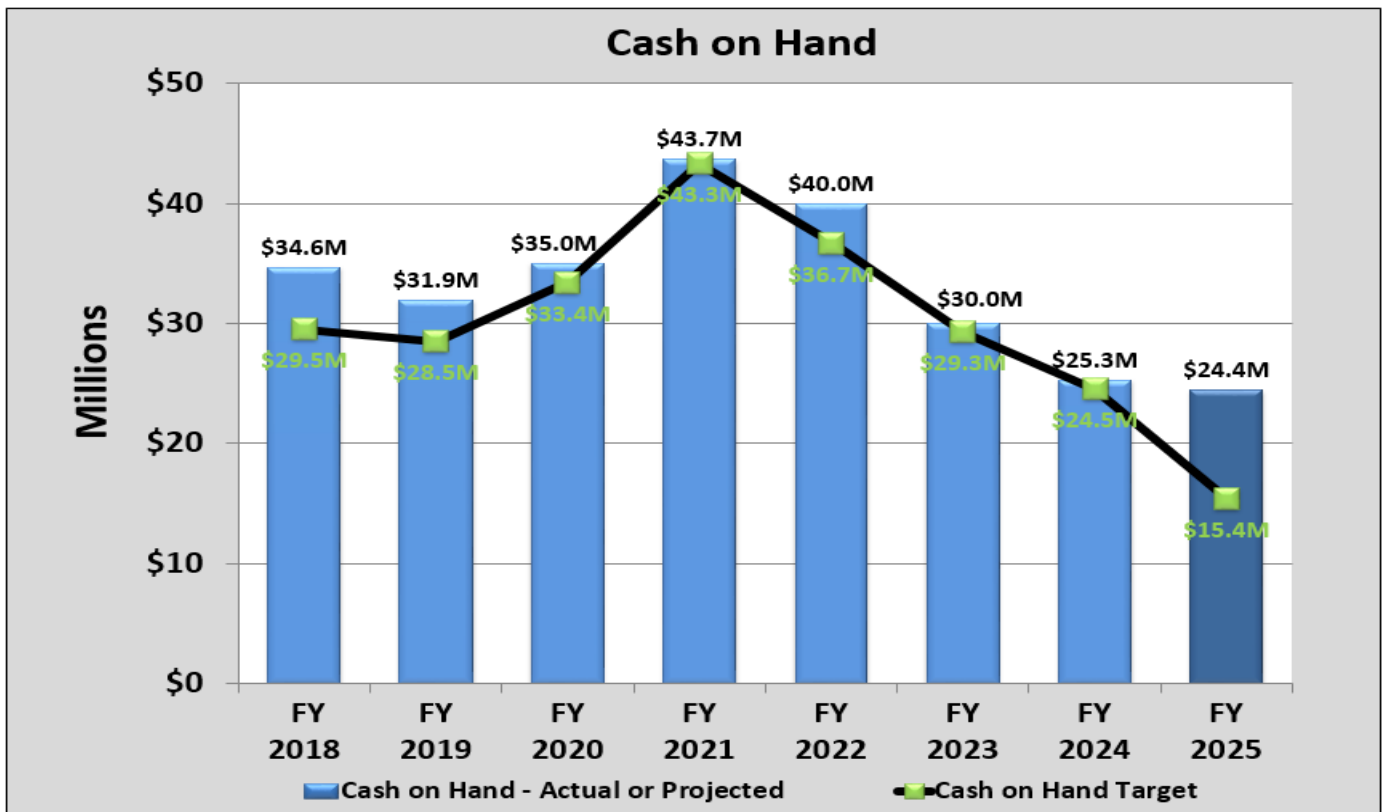
- Goal #1: Provide an abundant, local, reliable and safe water supply.
- Goal #2: Perpetually renew and improve our infrastructure.
- Goal #3: Be financially responsible and transparent.

PRIOR BOARD ACTION/DISCUSSION

At its May 22, 2024 meeting, the Board of Directors (Board) approved the Fiscal Year (FY) 2025 Budget.

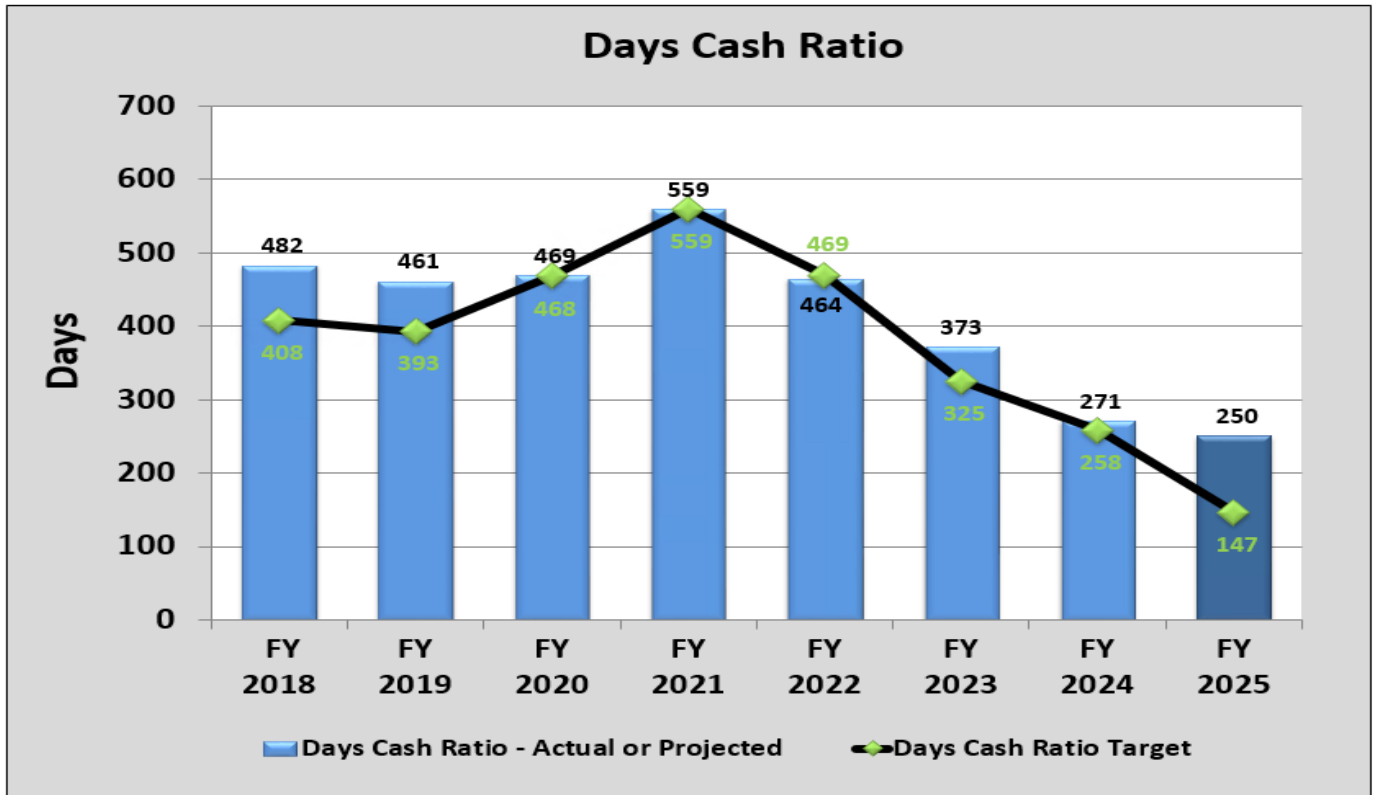
DISCUSSION

Through the second quarter of FY 2025, Cash on Hand totaled \$24,449,958. Cash on Hand of \$24,449,958 is above the forecasted year-end cash balance of \$15,408,732.





Additionally, 250 Days Cash is above the forecasted Days Cash estimate of 147 days at year end by 103 days.



The Current Debt Coverage ratio is 314%, which exceeds both requirements for the 2017 & 2020 Revenue Certificates of Participation (COPs) and the Designated Funds Policy. The Debt Coverage ratio goal of the Board is 150% and was established in the Designated Funds Policy.

Water production is below budget through the second quarter by approximately -3.2%.

The mix of water production between clear and amber water has varied which is depicted in the table below:

	Acre Feet		
	<u>Budgeted</u>	<u>Actual</u>	<u>Variance</u>
Clear Water	6,970	7,135	165
Amber Water	1,650	1,211	(439)
Import Water	-	-	-
Total	8,620	8,346	(274)



Clear and amber water costs have a combined favorable variance of \$122,962 due to production of water being lower than budgeted.

Total operating revenues year-to-date have an unfavorable balance of \$753,852 or approximately -2.6%. This is a result of monthly water consumption being lower than expected. Additionally, operating expenses through the second quarter have a favorable balance of \$1,775,072 or approximately 8.9%. This is predominantly a result of lower than budgeted General and Administrative expenses, Transmission and Distribution expenses, and total water production costs. As a result, operating income through December 31, 2024 has a favorable balance of \$895,860 or approximately 15.1%.

In addition, non-operating revenue, net of expenses, through the second quarter of FY 2025 has a favorable balance of \$1,724,406 or approximately 170.5%. This is mostly due to investment earnings.

Overall, the Change in Net Position has a favorable balance of \$2,080,809 or approximately 36.9% through December 31, 2024.

ATTACHMENTS

Attachment A: Statement of Revenues, Expenses, and Changes in Net Position for the Six Months Ended 12/31/2024



Statement of Revenues, Expenses, and Changes in Net Position For the Six Months Ended 12/31/2024

	FY2025 YTD BUDGET	FY2025 YTD ACTUAL	Variance
OPERATING REVENUES:			
Water consumption sales	\$ 20,029,046	\$ 19,136,291	\$ (892,755)
Monthly meter service charge	3,855,240	4,025,063	169,823
Capital Charge	3,982,842	3,985,464	2,622
Recycled water sales	907,712	728,778	(178,934)
Other charges and services	197,500	342,892	145,392
TOTAL OPERATING REVENUES	28,972,340	28,218,488	(753,852)
OPERATING EXPENSES:			
Imported sources of supply	280,400	178,044	102,356
Basin managed water	-	-	-
Clear water cost	5,940,494	6,216,741	(276,247)
Amber water cost	1,944,565	1,545,356	399,209
Recycled water	566,892	494,921	71,971
Transmission and distribution	4,914,599	4,264,964	649,635
General and administrative	6,155,081	5,326,933	828,148
TOTAL OPERATING EXPENSES	19,802,031	18,026,959	1,775,072
OPERATING INCOME BEFORE DEPRECIATION AND AMORTIZATION:			
	9,170,309	10,191,529	1,021,220
Depreciation and amortization	(3,250,002)	(3,375,362)	(125,360)
OPERATING INCOME (LOSS)	5,920,307	6,816,167	895,860
NONOPERATING REVENUES / (EXPENSES):			
Investment earnings	50,750 *	1,776,247 *	1,725,497
Interest expense - long term debt	(1,047,099)	(1,066,168)	(19,069)
Gain (Loss) on sale/disposition of capital assets, net	(12,500)	5,098	17,598
Other non-operating, net	(2,500)	(2,120)	380
NONOPERATING REVENUES / (EXPENSES)	(1,011,349)	713,057	1,724,406
INCOME BEFORE CAPITAL CONTRIBUTIONS	4,908,958	7,529,224	2,620,266
CAPITAL CONTRIBUTIONS:			
Capacity and installation charges	280,000	-	(280,000)
Capital Grant (includes LRP)	288,273	198,816	(89,457)
Developers and others	170,000	-	(170,000)
TOTAL CAPITAL CONTRIBUTIONS	738,273	198,816	(539,457)
CHANGE IN NET POSITION	\$ 5,647,231	\$ 7,728,040	\$ 2,080,809

* Includes Pension Trust Earnings.



*Dedicated to
Satisfying our Community's
Water Needs*

MEMORANDUM

TO: Board of Directors
FROM: Denise Khalifa, Chief Administrative Officer
DATE: March 12, 2025
SUBJECT: Quarterly Training Report

RECOMMENDATION

Receive the Quarterly Training Report for October 1, 2024 to December 31, 2024.

STRATEGIC PLAN

Goal #5: Attract, develop and retain skilled employees.

DISCUSSION

As part of the Board of Directors' (Board) approved 2025 Strategic Plan, Goal #5 – Attract, develop and retain skilled employees, Objective B speaks to developing employee skills. As part of that development, attached is the Quarterly Training Report for October 1, 2024 to December 31, 2024.

In addition to the training listed in the report, staff also conducts safety training for all employees and Monday Morning Tailgate Talks for Water Operations and Engineering.

The Tailgate Talks for this quarter included the following topics:

- Asbestos Cement (AC) Pipe
- Trench and Excavation: How to Guide
- Field Ergo and Back Safety
- Chemical Management
- Forklift Safety Inspection Checklist - Form Completion Guide
- Slings, Chains, and Hoisting Equipment
- Lockout/Tagout (LOTO) and Arc Flash
- Fall Protection and Ladder Safety
- Personal Protective Equipment (PPE) and Respiratory Protection
- Fire Extinguisher and Eyewash Stations
- Heat Stress
- Confined Spaces
- Circle of Safety

The Safety Training program included the following topics:

- Make-up Workplace Violence Prevention Program Training
- Emergency Action Plan Team Annual Refresher
- New Hire Safety Orientation



Below are the required continuing education hours needed, over a three-year period, for each Distribution and Treatment Certification Renewal held by staff:

Distribution and Treatment Certification Renewals – Required Continuing Education Hours (within the last three years)				
Grade 1	Grade 2	Grade 3	Grade 4	Grade 5
12 hours	16 hours	24 hours	36 hours	36 hours

FINANCIAL IMPACT

The cost for the training is budgeted each fiscal year, per department or in the overall safety budget.

ATTACHMENTS

Attachment A: Quarterly Training Report for October 1, 2024 to December 31, 2024



FY 2025 Quarterly Training Report

2nd Quarter October 1, 2024 - December 31, 2024

Position	Department	Date of Training	Type of Training	Organization
Records Management Specialist	Administrative Services	10/4/2024	ECS Imaging Conference	ECS Imaging, Inc.
Executive Assistant to the General Manager	Administrative Services	10/9/2024	Improving Communication Between Departments	Aurora Training Advantage
Water Use Efficiency and Education Coordinator	Public Affairs	10/15/2024, 10/22/2024, 10/29/2024	Qualified Water Efficient Landscaper certification prep course	Municipal Water District of Orange County
Senior Human Resources Analyst	Human Resources	10/17/2024	Legislative Update	Southern California Public Labor Relations Council
Chief Administrative Officer	Administrative Services	10/23/2024	Maximizing Supervisory Skills for the First Line Supervisor (Parts 1 & 2)	Liebert Cassidy Whitmore
Chief Administrative Officer Human Resources Analyst Senior Human Resources Analyst	Administrative Services Human Resources	10/24/2024	2025 Public Agency Legislative Round up	Liebert Cassidy Whitmore
Public Affairs Specialist Water Use Efficiency and Education Coordinator	Public Affairs	10/24/2024	Groundwater Adventure Tour	Orange County Water District
Human Resources Analyst	Human Resources	11/14/2024	New DOT Requirements-Clearinghouse	ACWA JPIA
Water Policy Manager	Water Policy	11/14/2024	Strategic Rate Setting After Coziahr	Best Best & Krieger
Department Assistant Records Management Specialist	Administrative Services	11/20/2024	Laserfische Cloud User Training	ECS Imaging, Inc.
Human Resources Analyst Senior Human Resources Analyst	Human Resources	11/21/2024	Pitfalls of the Hiring Process	Southern California Public Labor Relations Council
Water Policy Manager	Water Policy	11/24/2024	Preparing for and Defending Against a Rate Challenge	Best Best & Krieger
Records Management Specialist	Administrative Services	12/2/2024	Laserfische Trusted Systems	ECS Imaging, Inc.
Department Assistant Records Management Specialist	Administrative Services	12/3/2024	Laserfische Cloud Admin Training	ECS Imaging, Inc.
Chief Administrative Officer Public Affairs Specialist	Administrative Services Public Affairs	12/3 - 5/2024	ACWA Fall Conference	Association of California Water Agencies



FY 2025 Quarterly Training Report

2nd Quarter October 1, 2024 - December 31, 2024

Position	Department	Date of Training	Type of Training	Organization
Water Use Efficiency and Education Coordinator	Public Affairs	12/10 - 12/2024	Water Use Efficiency Practitioner I prep course	American Water Works Association, California-Nevada Section



*Dedicated to
Satisfying our Community's
Water Needs*

MEMORANDUM

TO: Board of Directors
FROM: Paul E. Shoenberger, P.E., General Manager
DATE: March 12, 2025
SUBJECT: Orange County Water District Briefing

RECOMMENDATION

Receive the presentation.

STRATEGIC PLAN

Goal #1: Provide an abundant, local, reliable and safe water supply.
Goal #3: Be financially responsible and transparent.
Goal #4: Increase favorable opinion of Mesa Water.
Goal #7: Actively participate in regional and statewide water issues.

DISCUSSION

At the request of the Board of Directors, Orange County Water District has presented briefings since 2003.

FINANCIAL IMPACT

None.

ATTACHMENTS

None.



*Dedicated to
Satisfying our Community's
Water Needs*

MEMORANDUM

TO: Board of Directors
FROM: Anthony Phou, Controller
DATE: March 12, 2025
SUBJECT: Water Cost Comparison Study

RECOMMENDATION

Receive the presentation.

STRATEGIC PLAN

Goal #3: Be financially responsible and transparent.

PRIOR BOARD ACTION/DISCUSSION

In 2011, Mesa Water District's (Mesa Water®) Board of Directors (Board) directed staff to work with Raftelis Financial Consultants (Raftelis) to develop a Water Cost Comparison Study (Study) with the intent of identifying a feasible methodology for measuring the operational efficiency of water districts within Orange County. The Study was defined to include water agencies in the Municipal Water District of Orange County's (MWDOC) service area and is based upon publicly accessible information reported by the individual agencies.

DISCUSSION

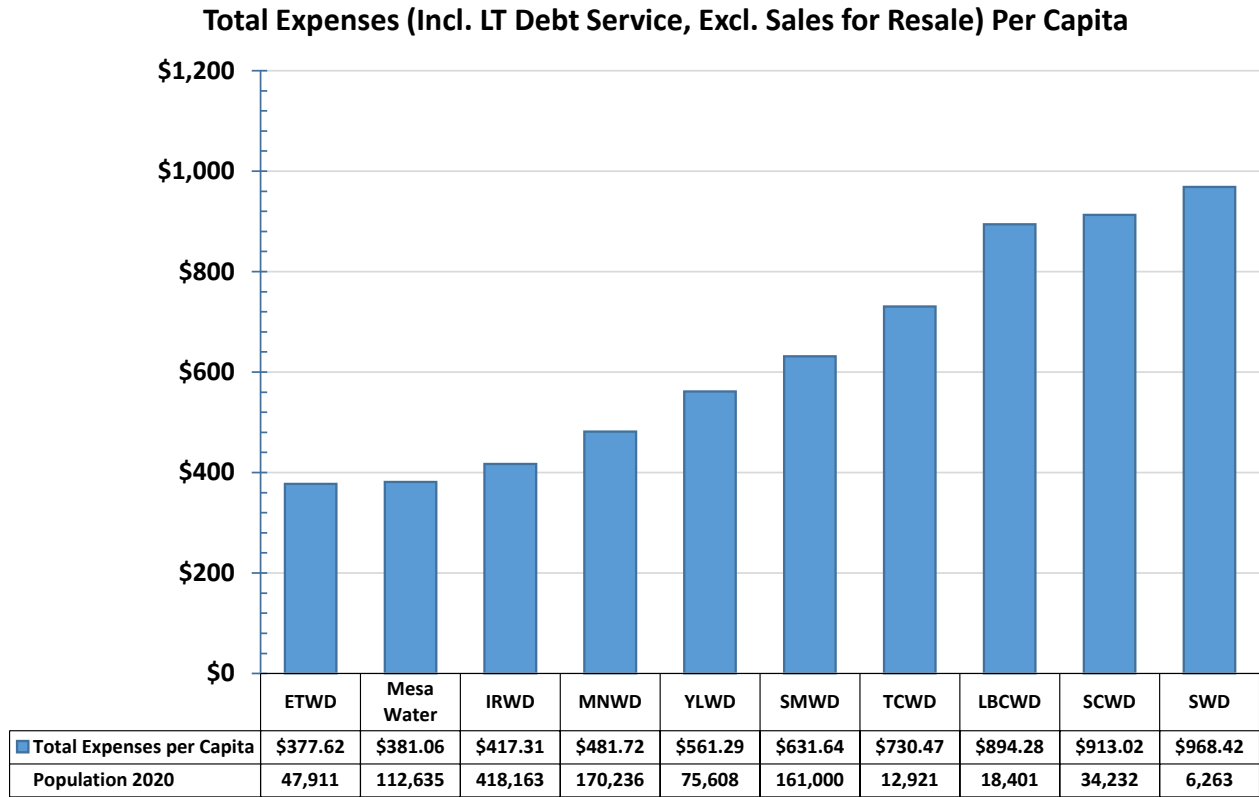
Raftelis' current study covers Fiscal Year (FY) 2023 and used the California State Controller's Special Districts Annual Report for revenue and expenses and changes in fund equity. The population numbers for the FY 2023 per capita calculation were sourced from the 2020 Urban Water Management Plan data.

Mesa Water continues to be one of the most efficient water districts in Orange County with total expenditures per capita of just \$381.06. Over the last ten years, Mesa Water's expenditures per capita have increased by \$109 or 28.6%.

The margin between Mesa Water and the next closest water district is only \$3.44. This is a result of several factors, including El Toro Water District (ETWD) paying off some of their long-term debt which resulted in a lower total expense per capita.



The following graph illustrates the results of the water cost comparison calculation for FY 2023:



FINANCIAL IMPACT

In Fiscal Year 2025, \$11,655 was budgeted for the Water Cost Comparison Study; \$8,232 has been spent to date.

ATTACHMENTS

None.

AGENDA
MESA WATER DISTRICT
IMPROVEMENT CORPORATION
ANNUAL MEETING OF THE BOARD OF DIRECTORS
1965 Placentia Avenue, Costa Mesa, CA 92627
Wednesday, March 12, 2025 at 4:30 p.m.

CALL TO ORDER – 4:30 p.m. or as soon thereafter as the Mesa Water District agenda permits.

PUBLIC COMMENTS

ITEMS TO BE ADDED, REMOVED OR REORDERED ON THE AGENDA

ACTION ITEMS:

- A. CONFIRM DIRECTORS OF CORPORATION
- B. APPROVE MINUTES FOR THE MEETING OF MARCH 13, 2024
- C. ELECTION OF CORPORATION OFFICERS:

Recommendation:

- 1. Elect President.
- 2. Elect Vice President.

- D. APPOINTMENT OF CORPORATION OFFICERS:

Recommendation:

- 1. Appoint Denise Khalifa as Secretary.
- 2. Appoint Andie Jacobsen as Assistant Secretary.
- 3. Appoint Tyler Jernigan as Treasurer.
- 4. Appoint Kurt Lind as Assistant Treasurer.

- E. UNFINISHED BUSINESS:

None

- F. NEW BUSINESS:

Recommendation: Direct the officers of the Corporation to have an annual audit conducted for Fiscal Year 2025.

In compliance with California law and the Americans with Disabilities Act, if you need disability-related modifications or accommodations, including auxiliary aids or services in order to participate in the meeting, or if you need the agenda provided in an alternative format, please call the District Secretary at (949) 631-1205. Notification 48 hours prior to the meeting will enable Mesa Water District (Mesa Water®) to make reasonable arrangements to accommodate your requests.

Members of the public desiring to make verbal comments using a translator to present their comments into English shall be provided reasonable time accommodations that are consistent with California law.

*Agenda materials that are public records, which have been distributed to a majority of the Mesa Water Board of Directors (Board), will be available for public inspection at the District Boardroom, 1965 Placentia Avenue, Costa Mesa, CA and on Mesa Water's website at **www.MesaWater.org**. If materials are distributed to the Board less than 72 hours prior or during the meeting, the materials will be available at the time of the meeting.*

ADJOURNMENT

CONFIRM DIRECTORS OF CORPORATION

Current Directors:

Jim Atkinson
Fred R. Bockmiller, P.E.
Marice H. DePasquale
Shawn Dewane
James R. Fisler

Proposed New Directors:

None

**MINUTES OF THE MESA WATER DISTRICT
IMPROVEMENT CORPORATION
ANNUAL MEETING OF THE BOARD OF DIRECTORS
1965 Placentia Avenue, Costa Mesa, CA 92627
Wednesday, March 13, 2024 at 4:30 p.m.**

CALL TO ORDER

The meeting of the Board of Directors was called to order at 5:16 p.m. by MWDIC President Bockmiller.

Directors Present

Fred R. Bockmiller, P.E., MWDIC President
James R. Fisler, MWDIC Vice President
Jim Atkinson, MWDIC Director
Marice H. DePasquale, MWDIC Director
Shawn Dewane, MWDIC Director

Directors Absent

None

Staff Present

Paul E. Shoenberger, P.E., General Manager
Denise Garcia, Chief Administrative Officer/
MWDIC Secretary
Marwan Khalifa, CPA, MBA, Chief Financial Officer/
MWDIC Treasurer
Andrew D. Wiesner, P.E., District Engineer
Tyler Jernigan, Water Operations Manager
Stacy Taylor, Water Policy Manager
Kaitlyn Norris, Public Affairs Specialist
Rob Anslow, Partner, Atkinson, Andelson, Loya, Ruud &
Romo

Others Present

None

PUBLIC COMMENTS

MWDIC President Bockmiller asked for public comments on items not on the agenda.

There was no public present and MWDIC President Bockmiller proceeded with the meeting.

ITEMS TO BE ADDED, REMOVED, OR REORDERED ON THE AGENDA

GM Shoenberger reported there were no items to be added, removed, or reordered on the agenda. There were no objections.

ACTION ITEMS:

A. CONFIRM DIRECTORS OF CORPORATION

MOTION

Motion by MWDIC Director Atkinson, second by MWDIC Director Dewane, to confirm that the Directors of the Corporation Board consist of the Directors of the Mesa Water District Board. Motion passed 5 – 0.

B. APPROVE MINUTES FOR THE MEETING OF MARCH 8, 2023

MOTION

Motion by MWDIC Director DePasquale, second by MWDIC Vice President Fidler, to approve the minutes for the Mesa Water District Improvement Corporation Annual meeting of March 8, 2023. Motion passed 5 – 0.

C. ELECTION OF CORPORATION OFFICERS:

MOTION

Motion by MWDIC Director Dewane, second by MWDIC Director Atkinson, to appoint:

1. Wendy Kovacevic as MWDIC Assistant Secretary.
2. Tyler Jernigan as MWDIC Assistant Treasurer.

Motion passed 5 – 0.

D. UNFINISHED BUSINESS:

None.

E. NEW BUSINESS:

MOTION

Motion by MWDIC Director Atkinson, second by MWDIC Director Dewane, to direct the officers of the Corporation to have an annual audit conducted for Fiscal Year 2024. Motion passed 5 – 0.

The meeting was adjourned at 5:17 p.m.

Approved:

Fred R. Bockmiller, P.E., MWDIC President

Denise Garcia, MWDIC Secretary

Recording Secretary: Sharon D. Brimer

ELECTION OF CORPORATION OFFICERS

Current Officers:

President

Director Bockmiller

Vice President

Director Fisler

APPOINTMENT OF CORPORATION OFFICERS

	<u>Current Officers:</u>	<u>Proposed Officers:</u>
Secretary	Denise Garcia	Denise Khalifa
Assistant Secretary	Wendy Kovacevic	Andie Jacobsen
Treasurer	Marwan Khalifa, CPA, MBA	Tyler Jernigan
Assistant Treasurer	Tyler Jernigan	Kurt Lind

There is no Unfinished Business.

MEMORANDUM

TO: Board of Directors
FROM: Paul E. Shoenberger, P.E., General Manager
DATE: March 12, 2025
SUBJECT: New Business

RECOMMENDATION

Direct the officers of the Corporation to have an annual audit conducted for Fiscal Year 2025.

PRIOR BOARD ACTION/DISCUSSION

None.

DISCUSSION

None.

FINANCIAL IMPACT

None.

ATTACHMENTS

None.



*Dedicated to
Satisfying our Community's
Water Needs*

MEMORANDUM

TO: Board of Directors
FROM: Andrew D. Wiesner, P.E., District Engineer
DATE: March 12, 2025
SUBJECT: Pipeline Integrity Program

RECOMMENDATION

Approve a sole source contract with Pipeline Inspection and Condition Analysis for \$99,700 and a 10% contingency of \$9,970 for a total contract amount not to exceed \$109,670 to provide non-destructive condition assessment of 4,200 linear feet of pipeline.

STRATEGIC PLAN

Goal #1: Provide an abundant, local, reliable and safe water supply.

Goal #2: Perpetually renew and improve our infrastructure.

Goal #3: Be financially responsible and transparent.

PRIOR BOARD ACTION/DISCUSSION

At its October 10, 2019 meeting, the Board of Directors (Board) adopted Resolution No. 1525 Regarding the Replacement of Assets including Pipeline and Well Rehabilitation Superseding Resolution No. 1442.

At its September 27, 2023 meeting, the Board received an update presentation on the Pipeline Integrity Program, including a recommendation of non-destructive condition assessment of 2.2 miles of AC distribution pipe with break rates greater than 0.2 breaks per mile per year.

At its April 24, 2024 meeting, the Board received an update presentation on the Pipeline Integrity Program, including a proposal for non-destructive condition assessment of 2.2 miles of AC distribution pipeline.

BACKGROUND

Resolution No. 1525, adopted in October 2019, uses the break history of the pipe cohort group and pipe condition assessment to drive replacement decisions. Pipe cohorts with a higher break rate (breaks per mile per year) or overall number of breaks in the pipe cohort's lifetime will trigger a condition assessment using non-destructive testing to indirectly measure the remaining wall thickness and estimate remaining useful life. Pipe cohorts with lower break rates will be allowed to continue operation. Table 1 summarizes the break thresholds and actions required by each pipe cohort group based on the criteria discussed above.

Table 2 summarizes annual pipeline performance since 2020. The pipeline system as a whole functions well, with overall break rates significantly lower than the Resolution No. 1525 thresholds for action. Applying Resolution No. 1525 to the pipeline system demonstrates that approximately 97% of the pipeline system should remain in operation with no further action and approximately 3% of the system should receive condition assessment.



Table 1. Pipe Break Thresholds for Action

Type of Pipeline	Condition Assessment		Replacement		
	Number of Breaks	Annual Break Rate	Remaining Useful Life	Number of Breaks	Annual Break Rate
Distribution (14" diameter and smaller)	3	0.2	<10 years	5	1.0
Transmission (16" diameter and greater)	2	0.2	<10 years	3	0.5

Table 2. Annual Break Rate

Fiscal Year	Annual Break Rate (Breaks/Year)	Annual Breaks Per Mile of Pipeline (Breaks/Mile/Year)
2020	8	0.025
2021	5	0.016
2022	13	0.044
2023	10	0.032
2024	4	0.013
Historical	13	0.044

DISCUSSION

Since its inception, the Pipeline Integrity Program has focused primarily on the AC pipe as it is 75% of the pipeline by length and has reliable technologies for condition assessment. The Pipeline Integrity Program also identified cohort CM-450-D-Metallic or "1951 Cohort" (Cohort) in the "high breaks" category. CM-450-D-Metallic is concrete mortar lined and coated (CMLC) steel pipe, installed in 1951. Table 3 summarizes the performance of the CM-450-D-Metallic cohort.

Table 3. Condition Assessment Recommendations

Cohort Group	Location	Length (Miles)	Number of Breaks	Break Rate (Breaks/Mile/Year)
CM-450-D-Metallic	Between Placentia and Newport and Wilson and 19 th Street	5.6	33	0.45



Mesa Water’s Pipeline Integrity Program Consultant recommends Pipeline Inspection and Condition Analysis (PICA) Corporation’s “Hydrasnake” tool for detailed condition assessment of small diameter CMLC steel pipe, including measurement of the remaining pipeline steel wall thickness. With the information from Hydrasnake, the remaining useful life of the pipeline can be estimated as required by Resolution No. 1525. Unlike the Echologics e-Pulse, the non-destructive condition assessment tool used for AC pipe, Hydrasnake is an inside-the-pipe tool that requires customers to be out of service for the inspection (9:30 am to 3:00 pm). In order to clear the inside of the pipe for precise wall thickness measurements, the Hydrasnake tool is preceded in the pipe by a scouring tool called a “pig”. The pipeline pigging will dislodge any debris inside the pipe, and flushing of the pipeline will be required to clear the debris before returning customers to service. Once flushing is complete and the water is clear, water quality samples will be collected and analyzed at a certified lab to ensure that the pigging and inspection process did not cause contamination.

The two pipelines recommended for assessment, approximately 1,700 linear feet in Avocado Street from Fairview to College, and approximately 2,500 linear feet in Maple Avenue from Hamilton to 19th Street, are the pipelines within the Cohort that are compatible with Hydrasnake. Staff recommends that the Board approve a sole source contract with PICA for \$99,700 and a 10% contingency of \$9,970 for a total contract amount not to exceed \$109,670 to provide non-destructive condition assessment of 4,200 linear feet of pipeline.

FINANCIAL IMPACT

In Fiscal Year 2025, \$200,000 is budgeted for the Pipeline Integrity Program; \$15,367 has been spent to date.

ATTACHMENTS

None.



*Dedicated to
Satisfying our Community's
Water Needs*

MEMORANDUM

TO: Board of Directors
FROM: Anthony Phou, Controller
DATE: March 12, 2025
SUBJECT: Billing and Mailing Services

RECOMMENDATION

Approve a contract with InfoSend, Inc. for two years, with the option for two additional one-year renewals, for an amount not to exceed \$100,000 annually to provide Billing and Mailing Services.

STRATEGIC PLAN

Goal #3: Be financially responsible and transparent.
Goal #6: Provide excellent customer service.

PRIOR BOARD ACTION

At its February 23, 2021 meeting, the Board of Directors (Board) approved a one-year contract with the option for one additional three-year period renewal, with InfoSend, Inc. for an amount not to exceed \$100,000 annually to provide Billing and Mailing Services. To comply with the competitive procurement process, staff used the option to piggyback onto a contract from San Dieguito Water District.

DISCUSSION

Since 2001, Mesa Water District (Mesa Water®) has used an external billing contractor for billing and mailing services. The contract agreement with InfoSend, Inc. (InfoSend) expired December 31, 2024 and we currently maintain a continuing month-to-month agreement. To ensure we are being prudent with public funds and in keeping with the competitive procurement process, staff is using the option to piggyback onto another government agency's contract that has undergone a competitive procurement process.

Based on the City of Brawley, CA's Request for Proposal, InfoSend had the lowest cost for meeting all requested services. A benefit of using this piggyback contract is that InfoSend will still honor our lower archiving cost, creating an opportunity for future cost savings. InfoSend will also continue to provide postage and custom envelopes for Mesa Water.

Staff continues to have a positive and productive working relationship with InfoSend, the District's current billing and mailing service provider. They consistently demonstrate a high level of customer service and effectively address our requests for modifications and adjustments in a prompt manner. Given their reliability and responsiveness, staff recommends approving a contract with InfoSend, Inc. for two years, with the option for two additional one-year renewals, for an amount not to exceed \$100,000 annually to provide Billing and Mailing Services.



FINANCIAL IMPACT

In Fiscal Year 2025, \$100,000 is budgeted for Billing and Mailing Services; \$66,278 has been spent to date.

ATTACHMENTS

None.



*Dedicated to
Satisfying our Community's
Water Needs*

MEMORANDUM

TO: Board of Directors
FROM: Stacy Taylor, Water Policy Manager
DATE: March 12, 2025
SUBJECT: Association of California Water Agencies Joint Powers Insurance Authority Executive Committee Election Concurring Nomination

RECOMMENDATION

- a. Adopt Resolution No. 1600 Concurring in Nomination of Melody McDonald to the Executive Committee of the Association of California Water Agencies Joint Powers Insurance Authority; and
- b. Adopt Resolution No. 1601 Concurring in Nomination of Brent Hastey to the Executive Committee of the Association of California Water Agencies Joint Powers Insurance Authority.

The Executive Committee reviewed this item at its March 3, 2025 meeting.

STRATEGIC PLAN

Goal #4: Increase favorable opinion of Mesa Water.

Goal #7: Actively participate in regional and statewide water issues.

PRIOR BOARD ACTION/DISCUSSION

None.

DISCUSSION

The Association of California Water Agencies Joint Powers Insurance Authority ([JPIA](#)) is seeking nominations for their next [Executive Committee](#). The elected Executive Committee members will serve a four-year term from May 2025 to May 2029.

This election will fill four Executive Committee member positions. There are four vacant positions with three incumbents as follows:

- Chris Kapheim, Kings River Conservation District
- Melody McDonald, San Bernardino Valley Water Conservation District
- Randall Reed, Cucamonga Valley Water District

[Director McDonald](#) has served on the Board of Directors of the San Bernardino Valley Water Conservation District ([SBVWCD](#)) since 1991, and she currently serves as Board President for SBVWCD. Additionally, Director McDonald currently serves as President of the JPIA Executive Committee, which she has served since 2001. Director McDonald has served on the JPIA Board since 1991, including serving as Chair of JPIA's Personnel Committee.

Brent Hastey currently serves on the Board of Directors of Reclamation District 784, where he was recently re-elected to a new four-year term. He has previously served as a director of the Yuba Water Agency as well as a member of the ACWA JPIA Executive Board and the ACWA Board –



serving as its President. Director Hastey has also served on the Yuba Community College District Board, the California Community College Trustees Board, and the Feather River State Bank Board.

Per the [JPIA Nomination Procedures for Executive Committee](#), for a candidate to be considered, he/she must be a JPIA Director who represents a District that participates in all four JPIA programs: Liability, Property, Workers' Compensation, and Employee Benefits. The candidate must be endorsed by his/her district in the form of a nominating resolution, and the candidate must also receive concurring in nomination resolutions from three other JPIA members. The nominating and concurring in nomination resolutions and the candidate statement of qualifications must be submitted to JPIA by Saturday, April 12, 2025. Final notice of the upcoming Election of Executive Committee members will be included as part of the JPIA Board of Directors' packet for its April 28, 2025, meeting. The Executive Committee election will take place during JPIA's Board of Directors' meeting to be held on May 12, 2025, at the Spring Membership Summit in Monterey, California.

FINANCIAL IMPACT

None.

ATTACHMENTS

- Attachment A: JPIA Correspondence
- Attachment B: Draft Resolution No. 1600
- Attachment C: San Bernardino Valley Water Conservation District Correspondence
- Attachment D: Candidate Statement of Qualifications for Melody McDonald
- Attachment E: Draft Resolution No. 1601
- Attachment F: Reclamation District 784 Correspondence
- Attachment G: Candidate Statement of Qualifications for Brent Hastey

ACWA JPIA

Nomination Procedures for Executive Committee

Approximately 120 Days before Election (January 10, 2025)

All ACWA JPIA Directors and Member Districts are to be notified of:

- A) Date and place of Election;
- B) Executive Committee positions and terms of office to be filled by Election;
- C) Nomination Procedures.

120 to 30 Days before Election (January 12 – Saturday, April 12, 2025)

- A) A district (that participates in all four of the JPIA's programs: Liability, Property, Workers' Compensation and Employee Benefits) may place into nomination its member of the Board of Directors of ACWA JPIA with the concurrence of three districts, then members of the ACWA JPIA, in addition to the nominating district.
- B) Sample resolutions are available on the ACWA JPIA website.
- C) The **district is solely responsible** for timely submission of the nominating resolution and the three additional concurring in nomination resolutions of its candidate for office.

30 Days before Election (April 12, 2025)

- A) Deadline and location for receiving the nominating and concurring in nomination resolutions in the ACWA JPIA office:

Saturday, April 12, 2025

Laura Baryak

Event Planner

(lbaryak@acwajpia.com)

ACWA JPIA

P. O. Box 619082

Roseville, CA 95661-9082

- B) Candidates' statement of qualifications must be submitted, if desired, with the nominating resolutions. The statement of qualifications must be submitted on one side of an 8½ x 11" sheet of paper suitable for reproduction and distribution to all districts. (MSWord or PDF documents preferred).

14 Days before Election (April 28, 2025)

Final notice of the upcoming Election of Executive Committee members will be included as part of the Board of Directors' meeting packet. Final notice shall include:

- A) Date, Time, and Place of Election;
- B) Name and District of all qualified candidates;
- C) Candidate's statement of qualifications (if received); and
- D) Election Procedures and Rules.

RESOLUTION NO. 1600

**RESOLUTION OF THE
MESA WATER DISTRICT BOARD OF DIRECTORS
CONCURRING IN NOMINATION OF MELODY MCDONALD
TO THE EXECUTIVE COMMITTEE OF THE
ASSOCIATION OF CALIFORNIA WATER AGENCIES
JOINT POWERS INSURANCE AUTHORITY**

WHEREAS, Mesa Water District (Mesa Water®) is a county water district organized and operating pursuant to the provisions of the laws of the State of California (State or California); and

WHEREAS, Mesa Water is a member district of the Association of California Water Agencies Joint Powers Insurance Authority (JPIA); and

WHEREAS, the Bylaws of the JPIA provide that in order for a nomination to be made to JPIA's Executive Committee, three member districts must concur with the nominating district; and

WHEREAS, another JPIA member district, San Bernardino Valley Water Conservation District has requested that Mesa Water concur in its nomination of its member of the JPIA Board of Directors to the Executive Committee of the JPIA.

NOW, THEREFORE, THE BOARD OF DIRECTORS OF THE MESA WATER DISTRICT DOES HEREBY RESOLVE, DETERMINE, AND ORDER AS FOLLOWS:

Section 1. The Board of Directors of Mesa Water District that this district concur with the nomination of Melody McDonald of San Bernardino Valley Water Conservation District to the Executive Committee of the JPIA.

Section 2. The District Secretary is hereby directed to transmit a certified copy of this resolution to the JPIA at P.O. Box 619082, Roseville, CA 95661-9082, forthwith.

ADOPTED, SIGNED, and APPROVED this 12th day of March 2025 by a roll call vote.

AYES: DIRECTORS:
NOES: DIRECTORS:
ABSTAIN: DIRECTORS:
ABSENT: DIRECTORS:

Marice H. DePasquale
President, Board of Directors

Denise Khalifa
District Secretary



San Bernardino Valley Water Conservation District

Helping Nature Store Our Water

Mesa Water District
Fred Bockmiller
JPIA Director
1965 Placentia Ave
Costa Mesa, CA 92627

February 3, 2025

Dear Fred Bockmiller,

On behalf of the Board of Directors of the San Bernardino Valley Water Conservation District (SBVWCD), we are honored to nominate our President, Melody McDonald, for re-election to the Association of California Water Agencies Joint Powers Insurance Authority (ACWA JPIA) Executive Committee. Enclosed, please find a certified copy of SBVWCD Resolution No. 626, formally supporting Mrs. McDonald's nomination.

For over three decades, Ms. McDonald has exemplified exceptional leadership, unwavering dedication to the water industry, and a steadfast commitment to risk management and training. Her unparalleled institutional knowledge and contributions to ACWA JPIA have earned her recognition as a cornerstone of its success.

Ms. McDonald's service to her community spans many critical aspects of the water sector:

- President, ACWA JPIA Board of Directors
- Member, ACWA JPIA Executive Committee (since 2001)
- Chair, ACWA JPIA Personnel Committee
- Director, ACWA JPIA (since 1991)
- President, San Bernardino Valley Water Conservation District
- Director, San Bernardino Valley Water Conservation District (since 1991)
- Member, ACWA State Legislative Committee
- Board Member, Association of San Bernardino County Special Districts

In addition to her ongoing roles, Ms. McDonald has previously served as Chair and Vice-Chair of the ACWA JPIA Liability, Property, and Workers Compensation Program committees. Notably, she spent eight years as Chair of the State of California Santa Ana Regional Water Quality Control Board under a gubernatorial appointment from 1993 to 2000.

With over 32 years of experience in the water industry, Ms. McDonald's leadership has guided ACWA JPIA's remarkable growth, now managing assets exceeding \$244 million. In 2024, JPIA conducted 207 training classes and equipped more than 4,400 employees with essential skills to mitigate risks. Her guiding philosophy, "The best

1630 W. Redlands Blvd, Suite A
Redlands, CA 92373
Phone: 909.793.2503
Fax: 909.793.0188
www.sbvxcd.org Email: info@sbvxcd.org

BOARD OF DIRECTORS

Division 1:
Richard Corneille

Division 2:
Mark E. Falcone

Division 3:
Robert Stewart

Division 4:
John Longville

Division 5:
Melody McDonald

GENERAL MANAGER

Betsy Miller

claim is the one that never happened,” underscores her commitment to proactive risk management and loss prevention—key drivers of ACWA JPIA’s success.

We respectfully request that your organization adopt a concurring resolution of nomination in support of Ms. McDonald. A sample resolution is enclosed for your convenience or can be accessed at ACWA JPIA [Election Page](#). Given the time-sensitive nature of this request, we kindly ask that it be included on your next Board meeting agenda.

Thank you for your consideration and support of Ms. McDonald’s candidacy. Should you have any questions or need additional information, please feel free to contact me at 909-793-2503 or bmiller@sbvwcd.org.

Please send a certified copy of your resolution to:

ACWA/JPIA
Attention: Laura Baryak
ACWA JPIA
P.O. Box 619082
Roseville, CA 95661-9082
lbaryak@acwajpia.com

and

**San Bernardino Valley Water
Conservation District**
Attention: Allison Zecher
1630 W. Redlands Blvd. Suite A
Redlands, CA 92374
azecher@sbvwcd.org

This resolution must be received by ACWA/JPIA no later than 4:30 pm Friday, April 11, 2025.

Sincerely,

Betsy Miller
General Manager

Enclosures:

1. SBVWCD Resolution No. 626
2. Statement of Qualifications
3. Sample Concurring Resolution

RESOLUTION NO. 626

**A RESOLUTION OF THE BOARD OF DIRECTORS OF THE
SAN BERNARDINO VALLEY WATER CONSERVATION DISTRICT
NOMINATING ITS ACWA/JPIA BOARD
MEMBER TO THE EXECUTIVE COMMITTEE
OF THE ASSOCIATION OF CALIFORNIA WATER AGENCIES
JOINT POWERS INSURANCE AUTHORITY ("ACWA/JPIA")**

WHEREAS, this District is a member district of the ACWA/JPIA that participates in all four of its Programs: Liability, Property, Workers' Compensation, and Employee Benefits; and

WHEREAS, the Bylaws of the ACWA/JPIA provide that in order for a nomination to be made to ACWA/JPIA's Executive Committee, the member district must place into nomination its member of the ACWA/JPIA Board of Directors for such open position; and

WHEREAS, President McDonald has served District and the ACWA/JPIA Executive Committee for many years and brings leadership experience and perspective.

NOW, THEREFORE, BE IT RESOLVED by the Board of Directors of the San Bernardino Valley Water Conservation District that its member of the ACWA/JPIA Board of Directors, Melody McDonald, be nominated as a candidate for the Executive Committee for the election to be held at JPIA's Spring 2025 Conference.

BE IT FURTHER RESOLVED that the ACWA/JPIA staff is hereby requested, upon receipt of the formal concurrence of three other member districts to affect such nomination.

BE IT FURTHER RESOLVED that the District Secretary is hereby directed to transmit a certified copy of this resolution to the ACWA/JPIA at P.O. Box 619082, Roseville, California 95661-9082, forthwith.

ADOPTED this 13th day of November 2024.



Vice President, Board of Directors

ATTEST:


Secretary



Melody.sbywcd@gmail.com

**Melody
Henriques-McDonald**

P.O. BOX 30197
SAN BERNARDINO, CA 92413

*(909) 793-2503 District
(909) 499-5175 cell
(909) 867-9821 fax*

Like @ <https://www.facebook.com/Melody4Water>

Candidate for:

**ACWA JPIA
EXECUTIVE COMMITTEE**
(Incumbent, seeking re-election)



Melody & Board receiving, District of Distinction Award, the highest governance and best practices accreditation possible.

Kathleen Tieg, former Special Districts Board Member & ACWA President presenting. 2017

ASSOCIATIONS

Member, Board of Directors of the San Bernardino Valley Water Conservation District (Elected), Currently President, originally appointed in 1991, and first woman on the board.

Member, Executive Committee ACWA/JPIA

Chair, JPIA Liability Program Committee

Vice-Chair, Employee Benefits Committee

Director, ACWA/Joint Powers Insurance Authority

Member ACWA Federal Affairs Committee

Board Member, Association of the San Bernardino County Special Districts

Over 28 + Years, Experience in the Water Industry includes:

Past Member, (CWA) California Women for Agriculture

Past Member, ACWA Water Management Committee

Past Member, ACWA State Legislative Committee

Past Chair & Vice-Chair, JPIA Property & Workers Compensation Programs

Past Member, Board of Directors ACWA, Region 9 Chair

Past Chair, Water Management Certification Subcommittee

Chair, California Water Quality Control Board, Santa Ana Region
8 Years of service, Gubernatorial Appointment 1993-2000

CURRENT EMPLOYMENT

Southwest Lift & Equipment, Inc. (Heavy Duty Vehicle Lifts)
Broker/Associate, Century 21 Lois Lauer Realty

PROFESSIONAL ASSOCIATIONS & LICENSES

Redlands Association of Realtors
California Real Estate Broker's License
Arizona Real Estate Broker's License

ORGANIZATIONS AND SOCIETIES

Highland Chamber of Commerce
San Bernardino Chamber of Commerce
Immanuel Baptist Church Highland, CA
BSF International

EDUCATION

San Geronio High School, 1976
Western Real Estate School, 1989
Graduate, Special Districts Board Management Institute, 1997
Studied at Crafton Hills College

RESOLUTION NO. 1601

**RESOLUTION OF THE
MESA WATER DISTRICT BOARD OF DIRECTORS
CONCURRING IN NOMINATION OF BRENT HASTEY
ASSOCIATION OF CALIFORNIA WATER AGENCIES
JOINT POWERS INSURANCE AUTHORITY**

WHEREAS, Mesa Water District (Mesa Water®) is a county water district organized and operating pursuant to the provisions of the laws of the State of California (State or California); and

WHEREAS, Mesa Water is a member district of the Association of California Water Agencies Joint Powers Insurance Authority (JPIA); and

WHEREAS, the Bylaws of the JPIA provide that in order for a nomination to be made to JPIA's Executive Committee, three member districts must concur with the nominating district; and

WHEREAS, another JPIA member district, Reclamation District 784 has requested that Mesa Water concur in its nomination of its member of the JPIA Board of Directors to the Executive Committee of the JPIA.

NOW, THEREFORE, THE BOARD OF DIRECTORS OF THE MESA WATER DISTRICT DOES HEREBY RESOLVE, DETERMINE, AND ORDER AS FOLLOWS:

Section 1. The Board of Directors of Mesa Water District that this district concur with the nomination of Brent Hastey of Reclamation District 784 to the Executive Committee of the JPIA.

Section 2. The District Secretary is hereby directed to transmit a certified copy of this resolution to the JPIA at P.O. Box 619082, Roseville, CA 95661-9082, forthwith.

ADOPTED, SIGNED, and APPROVED this 12th day of March 2025 by a roll call vote.

AYES: DIRECTORS:
NOES: DIRECTORS:
ABSTAIN: DIRECTORS:
ABSENT: DIRECTORS:

Marice H. DePasquale
President, Board of Directors

Denise Khalifa
District Secretary

Dear JPIA Director,

On behalf of the Board of Directors of Reclamation District No. 784 (RD784), we are honored to nominate our Trustee, Brent Hastey, for election to the Association of California Water Agencies Joint Powers Insurance Authority (ACWA JPIA) Executive Committee. Attached, please find a certified copy of the RD784 Resolution 2025-02-01, formally supporting Mr. Hastey's nomination.

Mr. Hastey's extensive experience in the water industry since 1986 includes serving as a director of the Yuba Water Agency, past member of the ACWA JPIA Executive Board, and ACWA Board, where he had the honor of serving as President.

Mr. Hastey's service to his community extends over many critical aspects of the water sector and beyond:

1. Current board member of Reclamation District 784 and (recently re-elected for a new four-year term). 1986-1992 and 2022-current
2. Director, Yuba Water Agency, 1992-2000 and 2015-2022
3. Member, ACWA JPIA Executive Board 2016-2017 and 2019-2022
4. President, ACWA, 2018-2019
5. Trustee, Yuba Community College District, 2008-2020
6. Trustee California Community College Trustees Board. 2015-2021
7. Director, Feather River State Bank, 2007-2021

With over three decades of experience in the water industry and diverse board experience with a broad understanding of governance, strategic planning, and stakeholder engagement, we believe Mr. Hastey would make a strong candidate for the ACWA JPIA Executive Committee.

We respectfully request that your organization adopt a concurring resolution of nomination in support of Mr. Hastey. A sample resolution is attached for your convenience or can be accessed at the ACWA JPIA Election Page <https://www.acwajpia.com/election/>. Given the time sensitive nature of this request, we kindly ask that it be included on your next Board meeting agenda.

Thank you for your consideration and support of Mr. Hastey's candidacy. Should you have any questions or need additional information, please do not hesitate to contact me at 530.742.0520 or send an email to: Patrick@rd784.org

Please send a certified copy of your resolution to:

**ACWA JPIA
District 784**

and

Reclamation

Attention: Laura Baryak
Meagher

Attention: Patrick

P.O. Box 619082

1594 Broadway St.

Roseville, CA 95661-9082
95961

Arboga, CA

lbaryak@acwajpia.com

Patrick@rd784.org

This resolution must be received by ACWA JPIA no later than 4:30 pm Friday, April 11, 2025.

Sincerely,

Patrick Meagher, General Manager

Reclamation District 784

1594 Broadway Street, Arboga CA 95961

O: (530) 742-0520

F: (530) 742-3021

www.rd784.org

Attachments:

1. Reclamation District 784 Resolution 2025-02-01
2. Statement of Qualifications
3. Sample Concurring Resolution

--

<~WRD0000.jpg>

Brent Haste
Trustee at Reclamation District 784

A 3000 Plumas Arboga Road, Plumas Lake, CA 95961

M 530-400-1992 |

E bhaste@gmail.com

<~WRD0000.jpg>

<Resolution 2025-02-01 Nominating Brent Haste (CC).pdf>

<Statement of Qualifications.pdf>

<Resolution_Concurring_Exco_2025 (2).pdf>

RESOLUTION NO.: 2025-02-01
RESOLUTION OF THE BOARD OF DIRECTORS OF THE
Reclamation District 784

NOMINATING ITS JPIA BOARD MEMBER TO THE EXECUTIVE COMMITTEE

OF THE ASSOCIATION OF CALIFORNIA WATER AGENCIES
JOINT POWERS INSURANCE AUTHORITY ("JPIA")

WHEREAS, this district is a member district of the JPIA that participates in all four of its Programs: Liability, Property, Workers' Compensation, and Employee Benefits; and

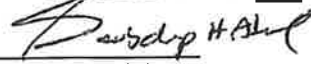
WHEREAS, the Bylaws of the JPIA provide that in order for a nomination to be made to JPIA's **Executive Committee**, the member district must place into nomination its member of the JPIA Board of Directors for such open position;

NOW, THEREFORE, BE IT RESOLVED by the Board of Directors of the Reclamation District 784 that its member of the JPIA Board of Directors, Brent Hastey be nominated as a candidate for the **Executive Committee** for the election to be held during the JPIA's Spring 2025 Board of Directors' meeting.

BE IT FURTHER RESOLVED that the JPIA staff is hereby requested, upon receipt of the formal concurrence of three other member districts to affect such nomination.

BE IT FURTHER RESOLVED that the District Secretary is hereby directed to transmit a certified copy of this resolution to the JPIA at P.O. Box 619082, Roseville, CA 95661-9082, forthwith.

ADOPTED this 4th day of February, 2025


Board President

ATTEST:


Secretary

The following is a true and correct copy of the document on file in this office.

ATTEST: MARY PASILLAS
Clerk of the Board of Supervisors of
The County of Yuba, State of California

By: 

Date: 2/6/2025



Yuba County, California



ACWA JPIA Directors

FROM: [Brent Hasteley](#)

REFERENCE: **Qualification for the ACWA JPIA Executive Committee**

Dear Directors,

I am writing to request your vote for the ACWA JPIA Executive Committee. As the designated JPIA Director for Reclamation District 784, I bring a wealth of experience and dedication to water management and insurance programs.

I currently serve as a board member of Reclamation District 784, a position I have held for the past two years. I was recently re-elected for a new four-year term, which underscores my commitment, and the trust placed in me by my colleagues and the community.

Reclamation District 784 participates in the ACWA JPIA Liability Program, Employee Benefits, Property, and Workers' Compensation. I currently serve on the Employee Benefits Committee.

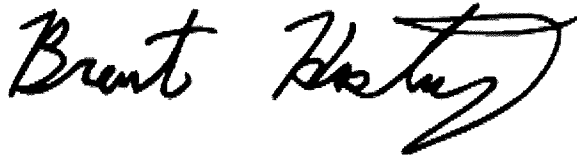
My extensive experience includes serving as a director of the Yuba Water Agency and as a member of the ACWA JPIA Executive Board and the ACWA Board, where I had the honor of serving as President. I have also served on the Yuba Community College District Board, the California Community College Trustees Board, and the Feather River State Bank Board, where I held the position of Chairman.

My diverse board experience has equipped me with a broad understanding of governance, strategic planning, and stakeholder engagement. I am passionate about water management and insurance and believe my background makes me a strong candidate for

the ACWA JPIA Executive Committee. I am eager to contribute to the Executive Committee's mission and work collaboratively with other board members to advance its goals.

Thank you for your vote and I look forward to serving you on the Executive committee.

Sincerely,

A handwritten signature in black ink that reads "Brent Hasty". The signature is written in a cursive style with a large, sweeping flourish at the end of the last name.

REPORTS:

16. REPORT OF THE GENERAL MANAGER:
 - January Key Indicators Report

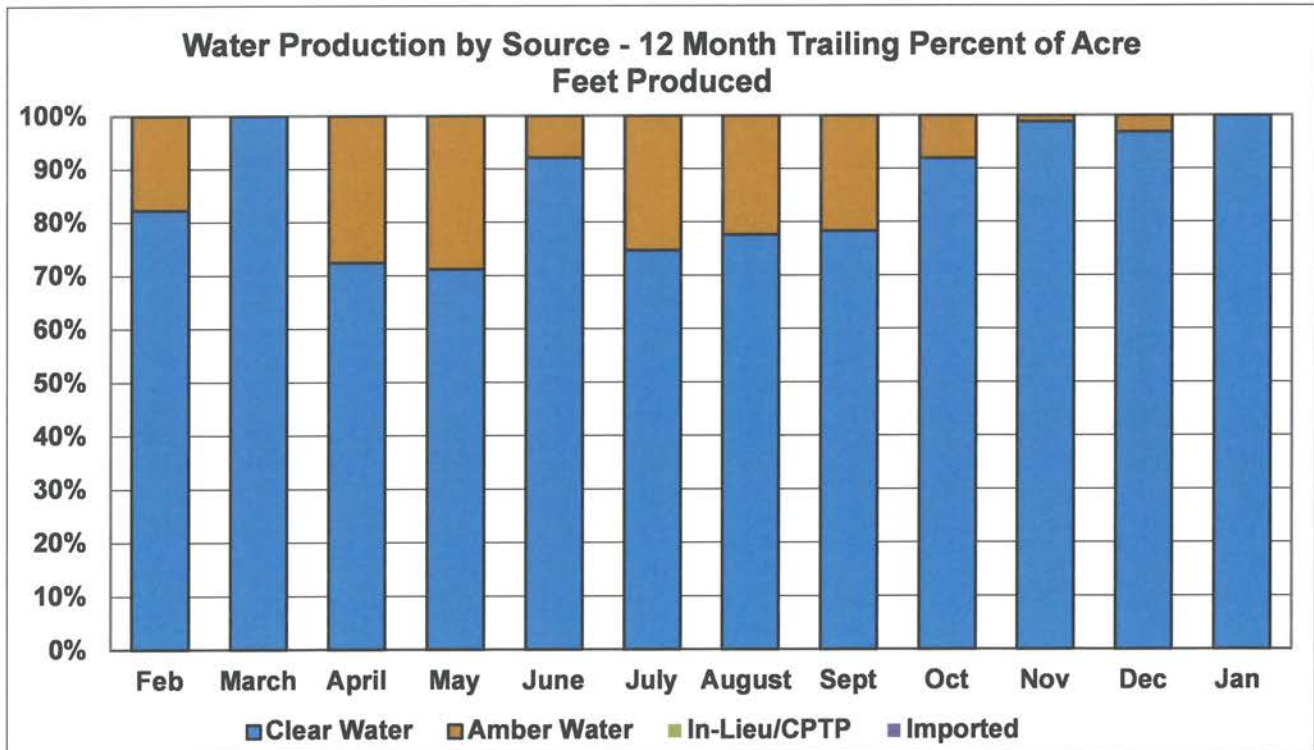
**Monthly Key Indicators Report
For the Month of January 2025**

Goal #1: Provide an abundant, local, reliable and safe water supply

FY 2025 Potable Production (Acre Feet)

Water Supply Source	FY 2025 YTD Actual (AF)	FY 2025 YTD Budget (AF)	FY 2025 Annual Budget (AF)
Clear Water	8,360	8,045	13,598
Amber Water (MWRP)	1,211	1,650	2,400
Imported	0	0	0
Basin Management Water	0	0	0
Total Production	9,571	9,695	15,998

YTD actual water production (AF) through January 31, 2025



**Monthly Key Indicators Report
For the Month of January 2025**

Goal #1: Provide an abundant, local, reliable and safe water supply

FY 2025 System Water Quality – This data reflects samples taken in January

Distribution System:	Average	Range	MCL
Chlorine Residual (mg/L) <i>Compliance</i>	1.93	0.82 – 2.42 Current RAA = 1.99	4 RAA
Coliform Positive % <i>Compliance</i>	0	ND	5
Temperature (° F)	70	67 - 73	None

Reservoir I & II:	Average	Range	MCL
Chlorine Residual (mg/L)	1.83	0.99 – 2.58	None
Monochloramine (mg/L)	1.78	0.98 – 2.41	None
Ammonia (mg/L)	0.40	0.19 – 0.57	None
Temperature (° F)	71	68 - 72	None

Wells (Treated):	Average	Range	MCL
Chlorine Residual (mg/L)	2.39	1.88 – 3.02	None
Monochloramine (mg/L)	2.37	1.95 – 2.76	None
Ammonia (mg/L)	0.51	0.41 – 0.63	None
Temperature (° F)	70	67 - 73	None

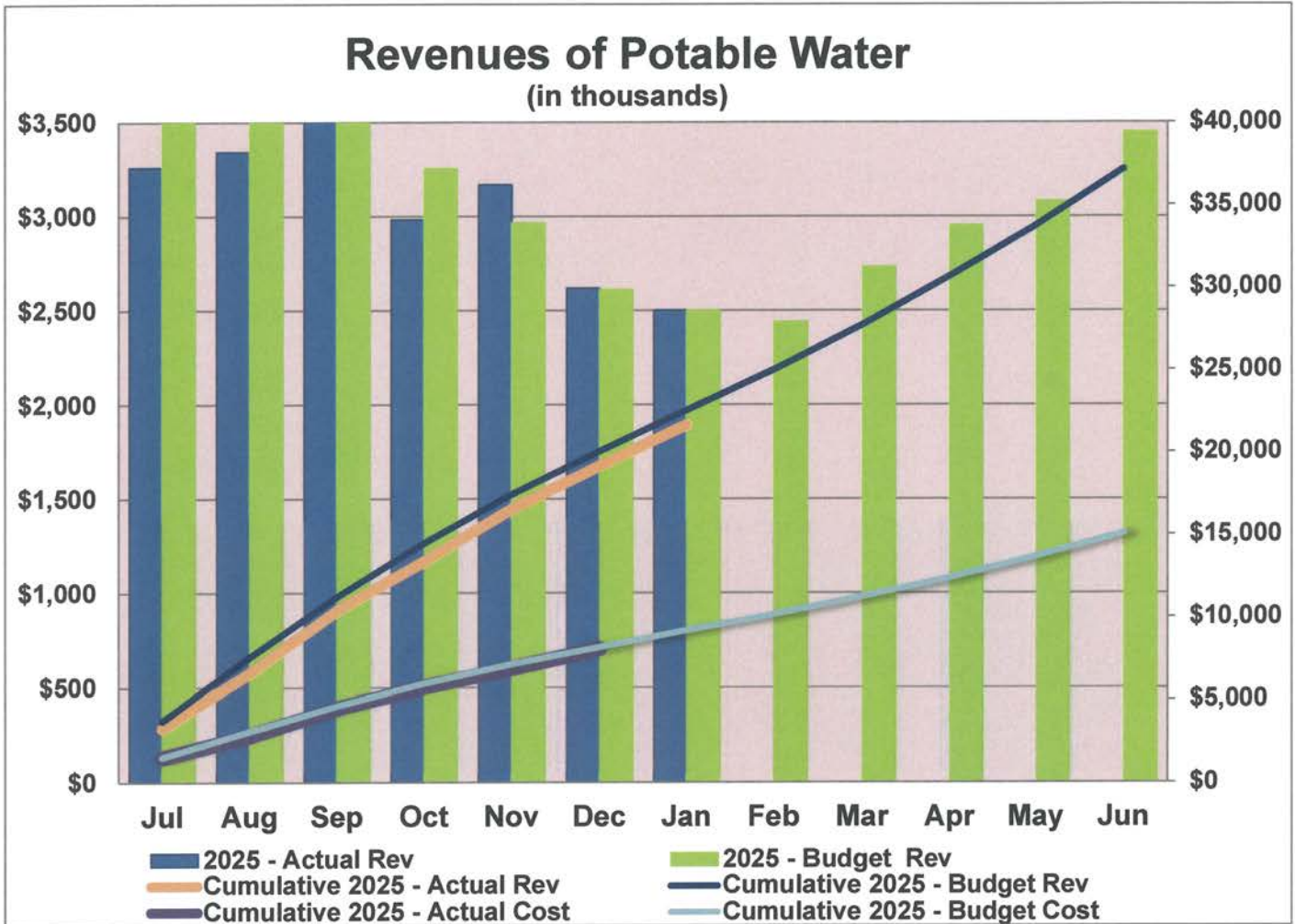
MWRF:	Average	Range	MCL
Chlorine Residual (mg/L)	Off	-	None
Monochloramine (mg/L)	Off	-	None
Ammonia (mg/L)	Off	-	None
Temperature (° F)	Off	-	None
Color (CU) <i>Compliance</i>	Off	-	15
Odor (TON) <i>Compliance</i>	Off	-	3

Water Quality Calls/Investigations:

Total Calls	2
Total Investigations (from calls)	1

**Monthly Key Indicators Report
For the Month of January 2025**

Goal #2: Perpetually renew and improve our infrastructure



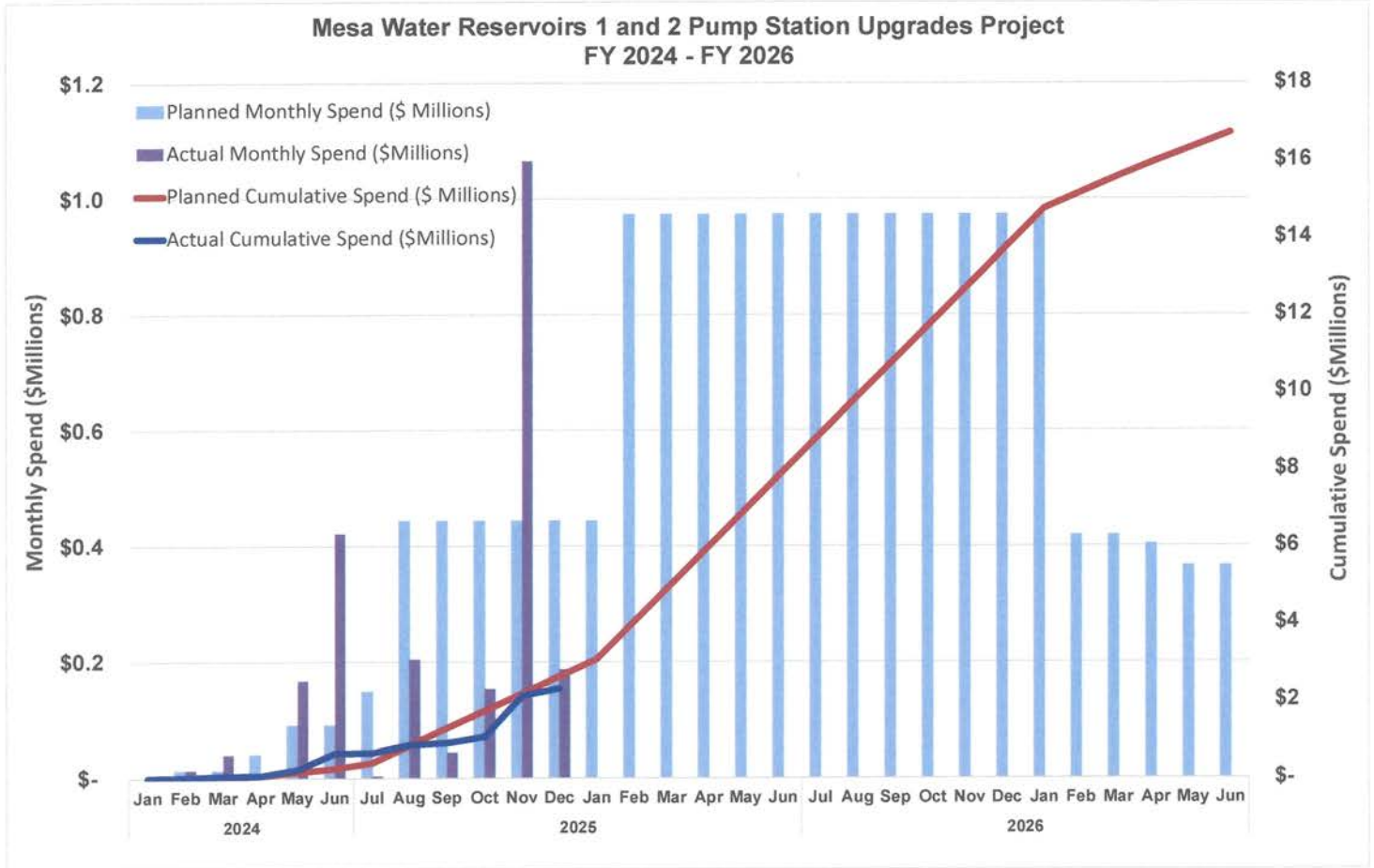
	Actual	Budget	Favorable (Unfavorable)	
			Difference	%
Total YTD Revenue \$	21,637,172	22,527,013	(889,841)	(3.95%)

	Actual	Budget	UnFavorable (Favorable)	
			Difference	%
Total YTD Cost \$ *	8,062,773	8,165,459	(102,686)	(1.26%)

* YTD Cost is trailing YTD Revenue by one month due to the timing of when costs are available.

**Monthly Key Indicators Report
For the Month of January 2025**

Goal #3: Be financially responsible and transparent



**Monthly Key Indicators Report
For the Month of January 2025**

Goal #4: Increase favorable opinion of Mesa Water

Web Site Information

Web Site Information	December 2024	January 2025
Visits to the web site	9,681	10,865
New visitors (First time to the site)	6,785	7,610
Average per day	312	350
Average visit length	4 minutes, 6 seconds	4 minutes, 46 seconds
Page visited most	Online Bill Pay	Online Bill Pay
Second most visited page	Rates and Fees	Human Resources
Third most visited page	Human Resources	Rates and Fees
Fourth most visited page	Contact Us	Contact Us
Fifth most visited page	Water Quality	Customer Service
Most downloaded file	Stand Specifications (Engineering)	Salary Table
Second most downloaded file	Water Quality Report	Organizational Chart
Most active day of the week	Monday	Wednesday
Least active day of the week	Saturday	Sunday

Total visits since July 1, 2002	2,009,265
--	------------------

Water Vending Machine Information

Vending Machine Location	Vend Measurement	January 2025 Vends	Totals Vends
Mesa Water Office	1 gallon	0	763,243

**Monthly Key Indicators Report
For the Month of January 2025**

Goal #5: Attract, develop and retain skilled employees

DEPARTMENT:	FY 2025			COMMENTS:
	BUDGET	FILLED	VACANT	
OFFICE OF THE GENERAL MANAGER:				
General Manager	1.00	1.00	0.00	
Business Administrator	1.00	1.00	0.00	
Subtotal	2.00	2.00	0.00	
ADMINISTRATIVE SERVICES:				
Administrative Services	5.00	5.00	0.00	
Subtotal	5.00	5.00	0.00	
CUSTOMER SERVICES:				
Customer Service	3.00	2.00	1.00	<i>Customer Services Representative I/II - vacant; under review.</i>
Subtotal	3.00	2.00	1.00	
ENGINEERING:				
Engineering	4.00	3.00	1.00	<i>Civil Engineer - vacant; recruitment in process.</i>
Subtotal	4.00	3.00	1.00	
FINANCIAL SERVICES:				
Financial Reporting/ Purchasing	4.00	4.00	0.00	
Accounting	2.00	2.00	0.00	
Subtotal	6.00	6.00	0.00	
HUMAN RESOURCES:				
Human Resources	2.00	2.00	0.00	
Subtotal	2.00	2.00	0.00	
PUBLIC AFFAIRS:				
Outreach & Communications	2.50	1.50	1.00	<i>Public Affairs Manager - vacant; recruitment in process.</i>
Education & Conservation	1.00	1.00	0.00	
Subtotal	3.50	2.50	1.00	
WATER OPERATIONS:				
Supervision/Support	8.00	8.00	0.00	
Distribution	10.00	9.00	1.00	<i>Operator I/II - vacant; recruitment in process.</i>
Field Services	5.00	5.00	0.00	
Production	4.00	4.00	0.00	
Water Quality	2.00	2.00	0.00	
Subtotal	29.00	28.00	1.00	
WATER POLICY:				
Legislative & Governmental Affairs	1.50	1.50	0.00	
Subtotal	1.50	1.50	0.00	
* TOTAL BUDGETED POSITIONS:	56.00	52.00	4.00	

**Monthly Key Indicators Report
For the Month of January 2025**

Goal #6: Provide excellent customer service

Customer Calls

Call Type	FY 2025 YTD	January 2025	YTD Weekly Average
General Billing Question	811	128	26
Service Requests	882	115	28
High Bill	1207	171	39
Payments	1019	212	33
Late Fee	942	207	30
Account Maintenance	455	45	15
On-Line Bill Pay	1202	147	39
Water Pressure	20	3	1
No Water	45	4	1
Conservation	20	4	1
Water Waste	41	4	1
Other (District info. other utility info. etc.)	1632	220	53
Rate Increase	6	3	0
Fluoridation	2	2	0
TOTAL CUSTOMER CALLS	8284	1265	267
AVERAGE ANSWER TIME (Seconds)	18	18	18

Online Bill Pay Customers

Customers Enrolled	FY 2025 YTD	January 2025	YTD Weekly Average
15133	1345	203	43

REPORTS:

17. DIRECTORS' REPORTS AND COMMENTS



*Dedicated to
Satisfying our Community's
Water Needs*

MEMORANDUM

TO: Board of Directors
FROM: Anthony Phou, Controller
DATE: March 12, 2025
SUBJECT: Claim of Hyunjae Kang

RECOMMENDATION

This item is provided for information.

STRATEGIC PLAN

Goal #3: Be financially responsible and transparent.
Goal #6: Provide outstanding customer service.

PRIOR BOARD ACTION/DISCUSSION

None.

DISCUSSION

On January 24, 2025, Mesa Water District (Mesa Water®) received a claim from ratepayer Hyunjae Kang. Mr. Kang received a bill for water service for \$300.69 which was higher than normal. Staff reread the meter and confirmed that the amount billed in question was accurate.

Mr. Kang informed staff that his property was vacant during the billing period. Per Section 3.1 of Mesa Water's Rules and Regulations for Water Service, the customer is responsible for all water related charges until Mesa Water is notified that the account is closed. Mr. Kang did not inform staff that the location in question was vacant and did not request the account be closed; staff determined to deny the claim.

LEGAL REVIEW

Staff consulted with Legal Counsel - Atkinson, Andelson, Loya, Ruud & Romo - who supported Mesa Water staff's recommendation to deny the claim. The claimant will have six months in which to file a suit once the claim is denied.

FINANCIAL IMPACT

There is no financial impact for the discussion of this matter.

If a suit is filed, Mesa Water could expend funds, the amount of which is unknown at this time.

ATTACHMENTS

Attachment A: Claim Form

Claim Form

(A claim shall be presented by the claimant or by a person acting on his behalf.)

NAME OF DISTRICT: Mesa Water District	
1	<p>Claimant name, address (mailing address if different), phone number, social security number, e-mail address, and date of birth. <i>Effective January 1, 2010, the Medicare Secondary Payer Act (Federal Law) requires the District/Agency to report all claims involving payments for bodily injury and/or medical treatments to Medicare. As such, if you are seeking medical damages, we MUST have both your Social Security Number and your date of birth.</i></p> <p>Name: Hyunjae Kang Phone Number: [REDACTED]</p> <p>Address(es): Social Security No.:</p> <p>[REDACTED] Date of Birth:</p> <p>E-mail: [REDACTED]</p>
2	<p>List name, address, and phone number of any witnesses.</p> <p>Name:</p> <p>Address:</p> <p>Phone Number: ()</p>
3	<p>List the date, time, place, and other circumstances of the occurrence or transaction, which gave rise to the claim asserted.</p> <p>Date: 1/17/25 Time: Place:</p> <p>Tell What Happened (give complete information):</p> <p>Claimant vacated the premises located at [REDACTED] on November 25, 2024. On or about January 6, 2025, Claimant received an invoice in the amount of \$300.69. Despite the premises being unoccupied for over a month during the billing period, the invoice amount was exponentially higher – the invoice noted that the usage was 7-8 times higher compared to other billing periods. Mesa Water District claims that the meter has been confirmed, yet Claimant finds the invoice amount to be erroneous – possibly due to meter error – as Claimant did not use water at the premises let alone occupy the premises.</p> <p style="text-align: center;">NOTE: Attach any photographs you may have regarding this claim.</p>
4	<p>Give a general description of the indebtedness, obligation, injury, damage, or loss incurred so far as it may be known at the time of presentation of the claim.</p> <p>The claim at issue is invoice # 30001131-3545141 of which is unpaid as Claimant believes it was billed erroneously.</p>
5	<p>Give the name or names of the public employee or employees causing the injury, damage, or loss, if known.</p> <p>Mesa Water District,</p>
6	<p>The amount claimed if it totals less than ten thousand dollars (\$10,000) as of the date of presentation of the claim, including the estimated amount of any prospective injury, damage or loss, insofar as it may be known at the time of the presentation of the claim, together with the basis of computation of the amount claimed. If the amount claimed exceeds ten thousand dollars (\$10,000), no dollar amount shall be included in the claim. However, it shall indicate whether the claim would be a limited civil case.</p> <p>\$200</p>
<p>Date: 1/24/25 Time: 11:30 AM Signature: </p>	
ANSWER ALL QUESTIONS. OMITTING INFORMATION COULD MAKE YOUR CLAIM LEGALLY INSUFFICIENT!	



*Dedicated to
Satisfying our Community's
Water Needs*

MEMORANDUM

TO: Board of Directors
FROM: Stacy Taylor, Water Policy Manager
DATE: March 12, 2025
SUBJECT: Federal Advocacy Update

RECOMMENDATION

Receive and file the Federal Advocacy Update.

STRATEGIC PLAN

Goal #7: Actively participate in regional and statewide water issues.

PRIOR BOARD ACTION/DISCUSSION

This item is provided monthly at a Mesa Water District (Mesa Water®) Board of Directors meeting.

DISCUSSION

Attached are the Federal Advocacy Report and the list of Federal legislation that Mesa Water is tracking.

FINANCIAL IMPACT

In Fiscal Year 2025, \$445,000 is budgeted for Water Policy Support Services; \$218,565 has been spent to date.

ATTACHMENTS

Attachment A: Federal Advocacy Report
Attachment B: Federal Legislation Tracker



To: Mesa Water District
From: Van Scoyoc Associates (VSA); Geoff Bowman, Pete Evich, Jessica Flewallen
Date: March 4, 2025
Subject: February 2025 Report

Appropriations Update

On February 10th, House Appropriations Chair Tom Cole (R-OK) alerted Congress he intends to begin marking up the Fiscal Year (FY) 2026 appropriations bills in late April, even as Congress continues to work to pass the FY2025 appropriations bills. Congress is currently operating under a continuing resolution (CR) funding the government at FY2024 levels. Congress must pass the FY2025 appropriations bills or extend the current CR before it expires on March 14th to avoid a partial federal government shutdown. Leaders on the House and Senate Appropriations Committees are continuing negotiations to reach an agreement on topline spending numbers for the FY2025 appropriations bills. VSA will continue to update Mesa Water District on the appropriations process.

FY2025 Budget Update

On February 25th, the House approved a FY2025 budget resolution by a vote of 217 to 215. The resolution instructs the House Ways and Means Committee to approve \$4.5 trillion in net tax cuts over the next decade, instructs other committees to cut at least \$1.5 trillion in federal spending, and proposes raising the federal debt limit by \$4 trillion.

On February 20th, the Senate approved a streamlined FY2025 budget resolution by a vote of 52 to 48. This resolution includes budget reconciliation instructions focused on border and defense spending, domestic energy production, and a baseline level of unspecified spending reductions. However, it does not include tax reconciliation instructions. Under this approach, tax cuts, policy adjustments, and further spending reductions would be addressed separately through a second budget reconciliation tied to the FY2026 budget resolution.

California Withdraws Request for Electric Vehicle Waiver

California has decided to withdraw its request for Environmental Protection Agency (EPA) approval to phase out diesel trucks and require cleaner vehicles as the State is uncertain of whether the Trump Administration will allow them to implement the rules. Before the end of his term, former President Biden's administration approved the California Air Resources Board's mandate phasing out new gas-powered cars by 2035 but had not yet approved other waivers for four diesel vehicle standards the state has adopted. Concerns are being raised among environmental groups regarding the impact continued diesel use could have on the State's ability to meet its air quality standards.

EPA Revisits California's Authority to Implement Automobile Pollution Limits

Under President Trump, the EPA is re-evaluating California's authority to implement stricter automobile pollution limits. A motion was filed in the U.S. Supreme Court asking to put a pending case on hold to reassess the basis for and soundness of a Biden Administration decision allowing pollution curbs from 2022. Currently, the Court is planning to consider a preliminary question in a lawsuit over EPA's power to authorize the California emissions limits. The emission limits at question involve a waiver allowing California to impose its Advanced Clean Car program, which requires manufacturers to produce an increasing percentage of zero-emission vehicles through 2025. The waiver was withdrawn during Trump's first term but later reinstated by EPA in the Biden Administration.

President Trump Announces Executive Orders to Send Water to Southern California

On January 20th, President Trump announced an executive order entitled "[Putting People over Fish: Stopping Radical Environmentalism to Provide Water to Southern California](#)." The Delta Smelt, an endangered fish, relies on the water directed from the Sacramento-San Joaquin Delta, which also supplies water to local utilities and agriculture irrigation systems. The executive order directs the Departments of the Interior and Commerce to increase the amounts of water sent from the Delta to the Central Valley and Southern California. The order criticizes current State water management practices, arguing that excessive flows are diverted to protect the Delta Smelt at the expense of farmers and urban areas. The order asserts that water redirection should prioritize human needs over environmental conservation. Environmentalists and scientists claim the Delta Smelt's decline is a symptom of broader ecosystem stress, and the water flows serve to protect the fish and to prevent saltwater intrusion from the San Francisco Bay, which could make the Delta's water undrinkable and unsuitable for agriculture. Legal battles between the State and the federal government are likely to escalate, potentially delaying implementation of any changes.

On January 24th, President Trump issued an executive order titled "[Emergency Measures to Provide Water Resources in California and Improve Disaster Response in Certain Areas](#)." In response to the recent devastating fires in California, the order directs federal agencies to enhance water resources, disaster response, and recovery efforts in California and other disaster-affected areas. Pumps in Northern California will be opened to send water to Southern California to ensure there will be enough water to put out future fires. Reports are required to be issued by leaders of the Departments of Defense, Homeland Security, Commerce, Interior, and Agriculture within 15 days outlining their powers to fight and prevent catastrophic wildfires in Southern California. Additionally, the Interior Department is instructed to immediately take actions to override existing activities that unduly burden efforts to maximize water deliveries. Disagreements have been expressed, claiming the cause of the fires in the vicinity of Los Angeles were not solely based on a lack of water availability and the amount of water moving south through the Sacramento-San Joaquin Delta may have little impact on local response as many reservoirs in Southern California were largely full in the months leading up to the fires.

On January 31st, President Trump directed the United States Army Corps of Engineers (Corps) to release water from two dams in Tulare County. According to the Administration, the action was

consistent with the executive order. The water releases occurred at Terminus Dam at Lake Kaweah and Schafer Dam at Lake Success, both federally owned reservoirs. President Trump intended for the flows to be directed to the wildfires in the Los Angeles area, but Corps officials did not respond to questions regarding how the water would reach Los Angeles. Local officials responding to the releases stated they were not provided timely notice for the releases.

Senator Schiff Sends Letter Requesting Information on Water Releases

On February 6th, Senator Adam Schiff (D-CA) sent a [letter](#) to the Secretary of Defense, Pete Hegseth, and the U.S. Army Corps of Engineers (Corps) requesting information about the release of water from Terminus Dam and Schafer Dam in California's Central Valley. Schiff highlighted concerns regarding the lack of time given to local officials to ensure the water was properly allocated and provide consultation to the decision, which may have resulted in water being sent into dry lake beds and while the releases may have replenished groundwater the releases may have had little impact to water supplies in Southern California. The letter also highlighted the potential impact on public safety due to the risk of flooding as well as the impact on farmers who rely on water from these dams for their crops.

In the letter, Schiff requested the Department of Defense (DOD) provide information on whether an impact analysis was conducted before the releases, if there was coordination between other federal agencies before making the decision, if the Corps considered how the releases would affect water and irrigation supplies for agricultural producers, if there was conversation between the Corps and the Executive Office of the President regarding the lack of connection between Southern California and the reservoirs, if the Corps has observed any impacts on public safety or dam and levee integrity following the release, and what role the Department of Government Efficiency (DOGE) played in the decision. A deadline of February 20th, 2025 was requested for the Corps to provide the answers.

President Trump Announces Tariffs on Steel and Aluminum Imports

On February 10th, President Trump signed memoranda to levy 25% tariffs on steel imports and increase tariffs on aluminum imports to 25%. Within these proclamations include reforms on eliminating all alternative agreements, applying strict "melted and poured" standards, expanding tariffs to include key downstream products, terminating all general approved exclusions, and enforcing laws and regulations on tariff misclassification and duty evasion schemes. The goal of these actions is to end unfair trade practices and the global dumping of steel and aluminum, strengthen U.S. steel and aluminum industries, and limit access to loopholes from tariff exemptions.

- See this [fact sheet](#) for more information on the tariffs.

President Trump Announces Tariffs on Canada, Mexico, and China

On February 1st, President Trump [announced](#) he would begin imposing tariffs on imports from Canada, Mexico, and China. An additional 25% tariff was planned to be placed on imports from Canada and Mexico, 10% on imports from China, and 10% on Canadian oil, natural gas, and

electricity. These tariffs come as a response to border security concerns, especially related to increasing amounts of fentanyl and other drugs entering the U.S.

On February 3rd, President Trump agreed to postpone the tariffs against Mexico and Canada for 30 days following promises made by Mexico and Canada to take steps to improve border security and mitigate drug trafficking. The Administration hopes to structure a similar economic deal with Canada, with Prime Minister Justin Trudeau saying his government will name a fentanyl czar, list Mexican cartels as terrorist groups and launch a “Canada-U.S. Joint Strike Force to combat organized crime, fentanyl, and money laundering.” The President of Mexico, Claudia Sheinbaum Pardo, plans to reinforce the U.S. and Mexico border with 10,000 members of Mexico’s National Guard. The 10% tariffs on Chinese imports began February 4th.

Lee Zeldin Confirmed as EPA Administrator

On January 29th, the Senate confirmed Lee Zeldin as the new Administrator of the EPA by a vote of 56-42. Zeldin has not worked in an official White House position before but previously served as a Member of Congress representing the First District of New York from 2015 to 2023. In Congress, Zeldin served on the House Foreign Affairs and House Financial Services Committees and was a member of the Climate Solutions Caucus. Senators in favor of Zeldin’s confirmation stated he understands the stakes of environmental protection and is committed to maintaining and expanding the standard of environmental stewardship that President Trump set forth in his first administration. Those in opposition to his confirmation expressed concerns regarding his ability to stand up to the fossil fuel industry, any plans to modify or reduce pollution limits, and plans to deprioritize clean energy investments.

Doug Burgum Confirmed as Secretary of the Interior Department

On January 30th, the Senate confirmed Doug Burgum as the Secretary of the Department of the Interior (DOI) by a vote of 79-18. Burgum served as the Governor of North Dakota for two terms and is a supporter of domestic energy production. Burgum is expected to begin quickly reviewing previous actions carried out by the previous Administration and has identified at least 27 previous rulemakings for possible modification, including initiatives related to renewable energy development and oil and gas leasing on federal lands. VSA will keep Mesa Water District apprised as this develops.

President Trump Nominates EPA Office Leaders

On February 11th, the Trump administration nominated several new officials to various positions. Sean Donahue, a former special adviser in the EPA administrator’s office and Office of Land and Emergency management, has been nominated to be the head of the EPA’s Office of General Counsel. Aaron Szabo, a former regulatory affairs attorney with Faegre Drinker Biddle & Reath LLP, has been nominated to lead the EPA’s air office. Jessica Kramer, formerly serving at the Florida Department of Environmental Protection, has been nominated to lead the EPA’s water office.

Trump Announces Nominations for Deputy Secretaries

On January 11th, President Trump announced his nominees for Deputy Secretaries to serve in environmental and energy roles. Katherine MacGregor, a former Vice President for

Environmental Services with NextEra Energy as well as a former Deputy Secretary at the Department of the Interior (DOI) during Trump's first term, was nominated as the Deputy Interior Secretary. James Danly, formerly serving on the Federal Energy Regulatory Commission, was nominated as the Deputy Secretary of the Department of Energy (DOE). David Fotouhi, formerly acting general counsel at EPA during Trump's first term, was nominated as the Deputy Secretary of the EPA. Gill Bradbury, formerly serving as counsel at the Department of Transportation (DOT) during Trump's first term, was nominated to serve as the Deputy Secretary of the DOT. VSA will keep Mesa Water District apprised as the nominees are confirmed.

OMB Impoundment Update

On January 27th, President Trump and the White House Office of Management and Budget (OMB) ordered all federal agencies to temporarily halt or "impound" the disbursement of grants and loans, other than those for Social Security, Medicare, and other programs providing direct aid to individuals. The pause was intended to identify potential inconsistencies or mismanagement of funds across federal programs and require agencies to report all accounts subject to the pause to OMB by February 10th. The sudden halt sparked significant concern among States, nonprofit organizations, and other entities that partner with the federal government on many programs and initiatives.

Many grant recipients reported confusion about whether their funding was included in the pause, delaying project timelines, and creating uncertainty about federal priorities. Advocacy groups and others affected by the pause filed legal challenges, arguing the order disrupted essential programs and exceeded Executive Branch authority. On January 29th, a federal judge ruled against the pause, citing its broad scope and lack of clear justification. The ruling forced the OMB to issue a rescission of the order, pausing the funding freeze two days after it was announced. Although the funding freeze was rescinded, the White House announced the executive orders placing holds on certain programs, including foreign aid, clean energy, migrant assistance, and diversity and equity inclusion initiatives, will continue regardless of the memo withdrawal.

Atmospheric River Forecasting Legislation Introduced

On February 4th, Senators Alex Padilla (D-CA) and Lisa Murkowski (R-AK) introduced bipartisan legislation to reduce flood risks and strengthen emergency preparedness. The [Improving Atmospheric River Forecasts Act](#) will improve atmospheric river forecasting to more precisely predict the timing and location of storms. As recent atmospheric river storms have brought high winds and heavy precipitation to California, this bill would require the National Oceanic and Atmospheric Administration (NOAA) to establish a forecast improvement program within the National Weather Service. The forecast improvement program's functions will be to develop storm forecasts and warnings in collaboration with public and private partners across the weather forecasting sectors; improve evaluation tools and technologies to improve atmospheric river analysis, modeling, forecasts, and warnings; authorize NOAA to procure equipment, aircraft, and personnel contracts to fully monitor atmospheric river events; and improve atmospheric river hazard communication.

SUPPORT (if/when introduced in the 119th Congress)

Low-Income Household Assistance Water Program (LIHWAP) Establishment Act

Status: Has not yet been introduced in the 119th Congress.

Summary: The bill would direct the Secretary of the Department of Health and Human Services (HHS) and Administrator of the Environmental Protection Agency (EPA) to make permanent the Low-Income Household Assistance Water Program (LIHWAP). The bill would allow HHS to award grants to eligible entities to provide funds to public water systems to assist low-income households in paying for drinking water or wastewater services.

Water Efficiency, Conservation, and Sustainability Act of 2023

Status: Has not yet been introduced in the 119th Congress.

Summary: This bill would create programs at the EPA for states, municipalities, and utilities for water improvement program, a water loss control program, and a program to adopt and implement water-efficient plumbing codes.

Support to Rehydrate the Environment, Agriculture, and Municipalities Act (STREAM) Act

Status: Has not yet been introduced in the 119th Congress.

Summary: This bill would expedite non-federal storage projects with less than \$250 million in federal funding, water recycling, and desalination projects by allowing the Department of the Interior to approve the projects. This provision is needed following the Water Infrastructure Improvements for the Nation Act's expiration in December 2021. Absent this provision, Congress must individually authorize all water recycling, desalination, and storage projects, with the exception of projects that receive construction funding under the bipartisan infrastructure legislation.

Reclamation Climate Change and Water Program Reauthorization Act of 2023

Status: Has not yet been introduced in the 119th Congress.

Summary: The bill would reauthorize the Bureau of Reclamation's Climate Change and Water Program which will expire at the end of 2023.

Desalination Research Advancement Act

Status: Has not yet been introduced in the 119th Congress.

Summary: This bill would reauthorize the Bureau of Reclamation's Desalination and Water Purification Research (DWPR) Program, which funds projects to improve water supply development from seawater, brackish groundwater, and wastewater.

Special District Grant Accessibility Act

Status: Has not yet been introduced in the 119th Congress.

Summary: The bill would require special districts to be recognized as local government and be eligible for federal funding.

Water Conservation Rebate Parity Act

Status: Has not yet been introduced in the 119th Congress.

Summary: This legislation will amend federal tax law to ensure homeowners do not have to pay income tax when they receive rebates from water utilities for water conservation and water runoff management improvements.

WATCH (if/when introduced in the 119th Congress)

The Healthy Drinking Water Affordability Act (Healthy H2O Act)

Status: Has not yet been introduced in the 119th Congress.

Summary: The bill would provide grants through the U.S. Department of Agriculture for water quality testing and to purchase and install point-of-entry water filtration systems to remove contaminants from drinking water.

Clean Water Act of 2023

Status: Has not yet been introduced in the 119th Congress.

Summary: This bill would clarify “protected water resources” under the Clean Water Act and would reinstate protections on 50% of wetlands and 70% of rivers that lost protection under the *Sackett v. EPA Hearing*.

PFAS Accountability Act of 2024

Status: Has not yet been introduced in the 119th Congress.

Summary: This bill establishes requirements and incentives to limit the use of perfluoroalkyl and polyfluoroalkyl substances, commonly referred to as PFAS, and remediate PFAS in the environment. The bill directs the EPA to designate the PFAS perfluorooctanoic acid (PFOA) and perfluorooctanesulfonic acid (PFOS) as a hazardous substance under the Comprehensive Environmental Response, Compensation, and Liability Act of 1980, thereby requiring remediation of releases of those PFAS into the environment.

Water Affordability, Transparency, Equity, and Reliability Act of 2023 (WATER) Act

Status: Has not yet been introduced in the 119th Congress.

Summary: The legislation would assist communities in securing access to clean and reliable drinking water. The bill also contains provisions to combat PFAS and provide grants for low-income communities struggling with unaffordable water bills.

Water Access Act

Status: Has not yet been introduced in the 119th Congress.

Summary: This bill would appropriate \$500 million to LIHWAP under sec. 2912 of the American Rescue Plan Act of 2021, for fiscal year 2024.

Canal Conveyance Capacity Restoration Act

Status: Has not yet been introduced in the 119th Congress.

Summary: This bill would authorize a one-third federal cost share for restoring canal capacity. Additionally, the bill would authorize over \$833 million for restoration efforts at the Friant-Kern Canal, Delta Mendota Canal, California Aqueduct, and San Joaquin River.

Flood Prevention and Snowpack Management Act

Status: Has not yet been introduced in the 119th Congress.

Summary: This legislation would create a task force to monitor California snowpack and flood mitigation. The task force would be established by the Secretary of the Army, acting through the Chief of Engineers, and led by representatives in Congress and Federal agencies.

Working to Advance Tangible and Effective Reforms (WATER) for California Act

Status: Has not yet been introduced in the 119th Congress.

Summary: This bill would require the Central Valley Project and State Water Project promote more water deliveries to farmers under a 2019 Trump-era biological opinion. This legislation would also reauthorize the surface water storage project program and operations of the Central Valley and State Water Projects created in the WIIN Act.

Water Supply Permitting Coordination Act

Status: Has not yet been introduced in the 119th Congress.

Summary: This legislation would establish a framework for federal agencies that hold permitting authority to coordinate reservoir construction work and make public the construction schedules, data, and technical materials to prevent delays and create more water supply.

Water System Threat Preparedness and Resilience Act of 2023

Status: Has not yet been introduced in the 119th Congress.

Summary: The legislation would provide funding for water utilities to join the Water Information Sharing and Analysis Center (WaterISAC) to gain access to critical information and practices to protect and mitigate cyber threats.

Restoring WIFIA Eligibility Act

Status: Has not yet been introduced in the 119th Congress.

Summary: This bill would amend the Water Infrastructure Finance and Innovation Act of 2014 (WIFIA) to clarify that federally-owned infrastructure projects managed by non-federal entities are eligible for WIFIA funding.

Protect Our Water Rights Act

Status: Has not yet been introduced in the 119th Congress.

Summary: To mandate contract water deliveries of the Central Valley Project and Klamath River Basin Reclamation Project by the Bureau of Reclamation in normal precipitation years and guarantee additional water in dry years.

Water Quality and Environmental Innovation Act

Status: Has not yet been introduced in the 119th Congress.

Summary: To authorize the Administrator of the Environmental Protection Agency to award grants and contracts for projects that use emerging technologies to address threats to water quality.

California Water Infrastructure Act

Status: Has not yet been introduced in the 119th Congress.

Summary: This bill would assist in expediting U.S. Bureau of Reclamation water projects by accepting alternative environmental reviews conducted under state laws, such as the California Environmental Quality Act, in place of federal reviews under the National Environmental Policy Act.

Federally Integrated Species Health (FISH) Act

Status: Has not yet been introduced in the 119th Congress.

Summary: This legislation would eliminate the National Oceanic and Atmospheric Administration (NOAA) Fisheries' oversight role in regulating salmon and other fish under the Endangered Species Act and designate the Fish and Wildlife Life Service (FWS) as the sole regulatory authority.

Open Access Evapotranspiration Data Act

Status: Has not yet been introduced in the 119th Congress.

Summary: This bill would create a program within the Department of the Interior to share public data on estimates of evapotranspiration from satellites and weather stations with water managers

Stop the Delta Tunnel Act

Status: Has not yet been introduced in the 119th Congress.

Summary: This bill would prohibit the Army Corps of Engineers from issuing a federal permit necessary for the State of California to build the Delta Conveyance Project, commonly known as the Delta Tunnel.

Providing for congressional disapproval relating to "Revised Definition of 'Waters of the United States'"

Status: Has not yet been introduced in the 119th Congress.

Summary: A joint resolution providing for congressional disapproval under chapter 8 of title 5, United States Code, of the rule submitted by the Department of the Army, Corps of Engineers, Department of Defense, and the Environmental Protection Agency relating to "Revised Definition of 'Waters of the United States'"

Clean Water Allotment Modernization Act of 2023

Status: Has not yet been introduced in the 119th Congress.

Summary: A bill to revamp the 36-year-old formula used by the federal government to allocate the clean water state revolving fund allocation among states. It would require the Environmental Protection Agency to regularly update how funding allocations are based.

Veterans Exposed to Toxic PFAS Act

Status: Has not yet been introduced in the 119th Congress.

Summary: This bill provides eligibility for Department of Veterans Affairs hospital care and medical services to veterans and their family members (including those in utero) who have specified conditions and resided at a military installation where individuals were exposed to

perfluoroalkyl and polyfluoroalkyl substances, commonly known as PFAS. PFAS are manufactured and may have adverse human health effects.

Wildfire Response and Drought Resiliency Act

Status: Has not yet been introduced in the 119th Congress.

Summary: A legislative package that includes over 40 bills that would authorize billions of dollars in federal funding for the Departments of Interior and Agriculture for implementation of forest management, water, and climate programs. It would also expand federal disaster relief assistance and research efforts on effects of wildfire on public health, and programs to improve water efficiency and conservation in tribal and low-income communities.

Controlling America's Perilous Spending (CAPS) Act

Status: Has not yet been introduced in the 119th Congress.

Summary: This bill would amend the Balanced Budget and Emergency Deficit Control Act of 1985 to extend the discretionary spending limits through fiscal year 2032.

To include water supply and water conservation as a primary mission of the Corps of Engineers

Status: Has not yet been introduced in the 119th Congress.

Summary: This bill would include water supply and water conservation as a primary mission of the Corps of Engineers in planning, designing, constructing, modifying, operating, and maintaining water resources development projects.

Clean Water SRF Parity Act

Status: Has not yet been introduced in the 119th Congress.

Summary: A bill to expand the state revolving fund established under the Clean Water Act, including by allowing low-interest loans to be given to privately owned treatment works to address wastewater. Currently, loans are given to wastewater systems that are publicly owned.

PFAS Action Act of 2023

Status: Has not yet been introduced in the 119th Congress.

Summary: To require the Administrator of the Environmental Protection Agency to designate per- and polyfluoroalkyl substances as hazardous substances under the Comprehensive Environmental Response, Compensation, and Liability Act of 1980.

Water Affordability, Transparency, Equity, and Reliability Act of 2023

Status: Has not yet been introduced in the 119th Congress.

Summary: This bill increases funding for water infrastructure to control water pollution or protected drinking water. In addition, the bill revises requirements concerning the clean water state revolving fund (SRF) and the drinking water SRF. It also creates or reauthorizes several grant programs related to water infrastructure, such as grants for removing lead from drinking water.

EMBER Act

Status: Has not yet been introduced in the 119th Congress.

Summary: The bill will ensure better assessment, prevention, and help for communities to manage wildfires. It focuses on modernizing wildfire policies, bolstering resilience, and enhancing restoration efforts.

Water Systems PFAS Liability Protection Act

Status: Has not yet been introduced in the 119th Congress.

Summary: This bill exempts specified water management entities from liability under the Comprehensive Environmental Response, Compensation, and Liability Act of 1980 (CERCLA) for releases of certain perfluoroalkyl or polyfluoroalkyl substances, commonly referred to as PFAS.

Drought Resilience Infrastructure Act

Status: Has not yet been introduced in the 119th Congress.

Summary: This legislation will provide new resources and authorities through the U.S. Army Corps of Engineers to support communities experiencing long-term drought conditions.

Water Infrastructure Finance and Innovation Act Amendments

Status: Has not yet been introduced in the 119th Congress.

Summary: A bill to update and improve a loan program that funds critical water and wastewater infrastructure projects in Washington State

Drought Relief Obtained Using Government Help Today (DROUGHT) Act of 2024

Status: Has not yet been introduced in the 119th Congress.

Summary: This legislation will increase the federal share of Water Infrastructure Finance and Innovation Act loans from 80 percent to 90 percent for qualified disadvantaged communities experiencing severe drought.

Help Hoover Dam Act

Status: Has not yet been introduced in the 119th Congress.

Summary: This legislation will preserve Hoover Dam as an affordable energy source and strengthen the Southwest's electrical grid by giving the Bureau of Reclamation the authority to use "stranded funds" currently in the Colorado River Dam Fund to pay for operation, maintenance, and replacement projects at Hoover Dam.

Large-Scale Water Recycling Reauthorization and Investment Act

Status: Has not yet been introduced in the 119th Congress.

Summary: This legislation aims to reauthorize a water recycling grant program for large-scale projects in California and other western states. The bill builds on the success of water recycling projects funded by the Bipartisan Infrastructure Law, providing additional funding opportunities to boost existing projects and initiate new ones.

To amend the Federal Water Pollution Control Act with respect to permitting terms

Status: Has not yet been introduced in the 119th Congress.

Summary: This bill will extend National Pollution Discharge Elimination System permits from 5 years to 10 years.

WATCH

Regulations from the Executive in Need of Scrutiny Act ([H.R. 142](#)) Rep. Kat Cammack (R-FL)

Status: House - 01/03/2025 Referred to the Committee on the Judiciary, and in addition to the Committees on Rules, and the Budget

Summary: This bill will aim to increase accountability and transparency in the federal regulatory process by requiring that any new "major rule" proposed by federal agencies receive approval from both the House and Senate before taking effect.

To eliminate federal funding for the failed California High-Speed Rail project ([H.R. 213](#)) Rep. Kevin Kiley (R-CA)

Status: House - 01/06/2025 Referred to the House Committee on Transportation and Infrastructure.

Summary: This bill will prohibit the use of Federal financial assistance for the California High-Speed Rail development project in the State of California.

Colorado River Basin System Conservation Extension Act ([H.R. 231](#)) Rep. Harriet Hageman (R-WY)

Status: House - 02/12/2025 Ordered to be Reported (Amended) by Unanimous Consent.

Summary: This bill will reauthorize the Colorado River System Conservation Pilot Program through fiscal year 2026.

Preserving Choice in Vehicle Purchase Act ([H.R.346](#)) Rep. John Joyce (R-PA)

Status: House - 01/13/2025 Referred to the House Committee on Energy and Commerce.

Summary: This bill will block the U.S. Environmental Agency from giving California a waiver to "limit the sale or use of new motor vehicles with internal combustion engines." It would do so by modifying the waiver process under the Clean Air Act related to state emission control standards for new motor vehicles.

Providing for congressional disapproval under chapter 8 of title 5, United States Code, of the rule submitted by the Environmental Protection Agency relating to "National Primary Drinking Water Regulations for Lead and Copper: Improvements (LCRI) ([H.J. Res. 18](#)) Rep. Gary Palmer (R-AL)

Status: House - 01/13/2025 Referred to the House Committee on Energy and Commerce.

Summary: This joint resolution nullifies the rule titled National Primary Drinking Water Regulations for Lead and Copper: Improvements (LCRI), which was submitted by the Environmental Protection Agency on October 30, 2024.

Every Drop Counts Act ([H.R. 338](#)) Rep. Jim Costa (D-CA)

Status: House - 01/13/2025 Referred to the House Committee on Natural Resources

Summary: This bill will expand the Bipartisan Infrastructure Law's Small Storage Program by making it easier for groundwater projects to qualify for funding, increase the amount of water they can store, and stabilize underground aquifers.

Fix Our Forests Act ([H.R.471](#)) Rep. Bruce Westerman (R-AR)

Status: House – 01/23/2025 Passed in house 279 - 141

Senate - 01/28/2025 Received in the Senate.

Summary: The bill simplifies and expedites environmental reviews for forest management projects, promotes federal, state, tribal, and local collaboration, and deters frivolous litigation that delays essential projects.

Headwaters Protection Act of 2025 ([H.R.605](#)) Rep. Jim Costa (D-CA)

Status: House - 01/22/2025 Referred to the Committee on Agriculture, and in addition to the Committee on Natural Resources

Summary: The bill reauthorizes the Water Source Protection Program (WSPP) at \$30 million annually from 2024-2028, expands the list of eligible lands and entities, lowers the non-federal match requirement for smaller private sector companies, and reduces bureaucratic hurdles for existing Watershed Restoration Action Plans.

Colorado River Basin System Conservation Extension Act ([S.154](#)) Sen. John Hickenlooper (D-CO)

Status: Senate - 01/21/2025 Referred to the Committee on Energy and Natural Resources.

Summary: This bill will amend the Energy and Water Development and Related Agencies Appropriations Act, 2015, to reauthorize the Colorado River System conservation pilot program.

To improve the lead time, accuracy, and dissemination of forecasts of atmospheric rivers throughout the United States ([S.322](#)) Sen. Alex Padilla (D-CA)

Status: Senate – 01/29/2025 Referred to Committee on Commerce, Science, and Transportation

Summary: This bill will require the National Oceanic and Atmospheric Administration (NOAA) to establish a forecast improvement program within the National Weather Service.

To direct the Secretary of Agriculture to select and implement landscape-scale forest restoration projects, to assist communities in increasing their resilience to wildfire ([S.350](#)) Sen. Alex Padilla (D-CA)

Status: Senate - 01/30/2025 Referred to the Committee on Energy and Natural Resources

Summary: This bill will direct the Secretary of Agriculture to select and implement these projects, focusing on reducing the threat of destructive wildfires and assisting communities in increasing their resilience.

Lower Colorado River Multi-Species Conservation Program Amendment Act of 2025 ([H.R.831](#)) Rep. Ken Calvert (R-CA)

Status: House - 01/31/2025 Referred to the House Committee on Natural Resources.

Summary: This bill will establish an interest-bearing account for the non-Federal contributions to the Lower Colorado River Multi-Species Conservation Program. This will ensure that state contributions to conservation projects in the Lower Colorado River Basin are able to earn interest and grow before being allocated.

Emergency Wildfire Fighting Technology Act ([H.R.836](#)) Rep. David Valadao (R-CA)

Status: Senate - 02/06/2025 Referred to the Committee on Agriculture, Nutrition, and Forestry.

Summary: The bill will require the U.S. Forest Service and the Department of the Interior to jointly evaluate the use of the Container Aerial Firefighting System to mitigate and suppress wildfires

To amend the Robert T. Stafford Disaster Relief and Emergency Assistance Act to require the President to establish an individual household disaster mitigation program ([H.R.1105](#)) Rep. Mike Thompson (D-CA)

Status: House - 02/06/2025 Referred to the Committee on Ways and Means, and in addition to the Committee on Transportation and Infrastructure

Summary: This bill will provide homeowners in disaster-prone regions with broad incentives to harden their properties against wildfires and other risks.

To exempt certain entities from liability under the Comprehensive Environmental Response, Compensation, and Liability Act of 1980 with respect to releases of perfluoroalkyl and polyfluoroalkyl substances ([H.R.1267](#)) Rep. Marie Gluesenkamp Perez (D-WA)

Status: House - 02/12/2025 Referred to the Committee on Energy and Commerce, and in addition to the Committee on Transportation and Infrastructure

Summary: This bill will prevent water utilities and ratepayers from bearing the brunt of PFAS cleanup costs.

To direct the Secretary of Commerce to establish and carry out a program to sequence the genomes of aquatic species ([H.R. 1332](#)) Rep. Dave Min (D-CA)

Status: House - 02/13/2025 Referred to the House Committee on Natural Resources.

Summary: This bill will establish a program within the National Oceanic and Atmospheric Administration (NOAA) to collect data on at-risk, aquatic species.



*Dedicated to
Satisfying our Community's
Water Needs*

MEMORANDUM

TO: Board of Directors
FROM: Stacy Taylor, Water Policy Manager
DATE: March 12, 2025
SUBJECT: State Advocacy Update

RECOMMENDATION

Receive and file the State Advocacy Update.

STRATEGIC PLAN

Goal #7: Actively participate in regional and statewide water issues.

PRIOR BOARD ACTION/DISCUSSION

This item is provided monthly at a Mesa Water District (Mesa Water®) Board of Directors meeting.

DISCUSSION

Attached are the State Advocacy Report and the list of State legislation that Mesa Water is tracking.

FINANCIAL IMPACT

In Fiscal Year 2025, \$445,000 is budgeted for Water Policy Support Services; \$218,565 has been spent to date.

ATTACHMENTS

Attachment A: State Advocacy Report
Attachment B: State Legislative Status Report



March 4, 2025

To: Stacy Taylor, Mesa Water District
From: Dennis Albiani and Adam Quiñonez, California Advocates
Subject: March 2025 Monthly Report

The Legislature is now back in full swing with a host of water and natural resources related measures introduced just before the February 21 bill introduction deadline. While wildfire response continues to dominate headlines a number of other key issues are beginning to take shape. In particular, related to wildfire response, several measures have been introduced by democrats and republicans to ease regulatory burdens on local agency fleets and backup generators. Another key theme appears to be water quality and the state's regulation and response to PFAS contamination. At least five bills have been introduced that deal with the creation of a PFAS regulatory structure, attempt to establish PFAS primary drinking water standards, or establish bans of PFAS in specific products.

The budget also continues to be a top issue with budget subcommittee hearings underway. Top priorities in the natural resources budget subcommittees include funding for wildfire response and recovery, implementation of Prop 4 funding, and reauthorization of the Cap and Trade program. Regarding Prop 4 funding, several organizations are advocating for specific categories of funding to be included in the budget and for a rejection of the Governor's proposal to use Prop 4 funding to backfill General Fund reductions. This includes ACWA, Water Reuse, and others that are asking the Governor to maintain his commitments to fund water infrastructure. Several legislators expressed concern regarding the Governor's proposed budget reductions during both the Senate and Assembly subcommittee hearings.

Key Bills

The Legislature has introduced a number of bills that impact natural resources issues. California Advocates has attached the list of Key Watch bills. In addition, below are a few bills that will no doubt be a significant focus for the water community in 2025.

Clean Fleets/CARB Regulation

AB 367 (Bennett-D) County water districts: County of Ventura: fire suppression

AB 367 focuses on improving wildfire response in Ventura County by ensuring local water systems remain operational during power outages. The bill would require county water districts in high fire hazard zones to maintain backup power sources, keep water storage tanks full during fire weather warnings, and undergo annual safety inspections. Additionally, it mandates that post-fire performance reports be submitted after major wildfires to evaluate water system effectiveness.

AB 911 (Carrillo-D) Emergency telecommunications medium- and heavy-duty zero-emission vehicles.

This bill would exempt emergency telecommunications vehicles owned or purchased by emergency telecommunications service providers from the requirements of CARB's Advanced Clean Fleets Rule. The bill would specifically exempt those vehicles that are used to participate in the federal Emergency Alert System, to provide access to 911 emergency services, or to provide wireless connectivity during service outages.

SB 474 (Niello-R) State Air Resources Board: regulatory authority: revocation

This bill would revoke all authority of CARB to adopt, revise, or repeal regulations and would declare that any law granting authority to or requiring CARB to adopt, revise, or repeal regulations, or take an action that requires exercising regulatory authority, instead be read as only authorizing the state board to provide advice and propose measures to the Legislature for statutory enactment. The bill would require CARB to, as necessary, provide advice and propose measures to the Legislature for statutory enactment regarding its duties, as provided. The bill would declare that it does not invalidate or repeal any regulation adopted by CARB before January 1, 2026.

SB 496 (Hurtado-D) Advanced Clean Fleets Regulation: appeals advisory committee: exemptions

SB 496 proposes the creation of the Advanced Clean Fleets Regulation Appeals Advisory Committee to review appeals from businesses and government agencies whose exemption requests under the Advanced Clean Fleets Regulation were denied. The committee would meet monthly, provide recommendations within 60 days of an appeal, and ensure transparency by making meeting recordings and decisions publicly available.

Additionally, the bill expands emergency vehicle exemptions, modifies daily usage exemption requirements, and removes the need for fleet owners to show a zero-emissions vehicle purchase agreement when requesting certain compliance extensions. SB 496 clarifies that vehicles expected to respond to emergencies or support disaster response efforts are exempt from the Advanced Clean Fleets Regulation to the same extent as officially designated emergency vehicles. This means that certain non-traditional emergency response vehicles, such as those used by disaster service workers, will not be required to transition to zero-emission standards under the regulation.

SB 732 (Ochoa Bogh-R) - Emergency backup generators: critical facilities: exemptions

This bill seeks to provide flexibility for critical facilities using emergency backup generators while ensuring progress toward cleaner energy alternatives. It requires air districts that adopt new rules on emergency backup generators after January 1, 2026, to allow critical facilities, including water and wastewater facilities, to exceed runtime and maintenance limits during deenergization events and testing and maintenance. These facilities must also demonstrate efforts toward transitioning to cleaner backup power technologies that comply with state emissions standards.

Water Quality

AB 794 (Gabriel - D) California Safe Drinking Water Act: emergency regulations

This bill would provide the State Water Board with the authority to adopt Federal drinking water standards under an emergency rulemaking regardless of whether the requirements were repealed or amended to be less stringent. The bill would prohibit an emergency regulation adopted pursuant to these provisions from implementing less stringent drinking water standards and would authorize the regulation to include requirements that are more stringent than the requirements of the federal regulation such as sampling and testing requirements.

SB 454 (McNerney - D) State Water Resources Control Board: PFAS Mitigation Program.

Sponsored by ACWA and Cal Cities, this bill would create the PFAS Mitigation Fund in the General Fund and would authorize the fund to be expended by the State Water Resources Control Board to issue grants and/or loans for the purpose of addressing PFAS contamination. The bill would authorize the state board to seek out and accept nonstate, federal, and private funds, require those funds to be deposited into the PFAS Reduction Account within the PFAS Mitigation Fund. The bill would require a water supplier or wastewater operator to include a clear and definite purpose for how the funds will be used to provide a public benefit related to safe drinking water or treated wastewater in order to be eligible to receive funds.

SB 682 (Allen - D) Environmental health: product safety: perfluoroalkyl and polyfluoroalkyl substances.

This bill by Senator Ben Allen would create an extensive regulatory framework for PFAS regulation in consumer and industrial products. The bill would ban PFAS in several different categories including ski wax and cookware beginning in 2027 and would ban other product categories such as semiconductors, textiles, and refrigerants beginning January 1, 2040. The bill would provide the Department of Toxic Substances Control with broad authority to issue exemptions for those products with unavoidable uses.

Additional Significant Water Legislation

AB 293 (Bennett-D) Groundwater sustainability agency: transparency

This bill would require each groundwater sustainability agency to publish the membership of its board of directors on its website, or on the local agency's website, as provided. The bill would also require each groundwater sustainability agency to publish a link on its website or its local agency's website to the location on the Fair Political Practices Commission's website where the statements of economic interests, filed by the members of the board and executives of the agency, can be viewed.

AB 295 (Macedo-R) California Environmental Quality Act: environmental leadership development projects: water storage, water conveyance, and groundwater recharge projects: streamlined review

This bill would extend the application of the Jobs and Economic Improvement Through Environmental Leadership Act (Act) of 2021 act to apply to water storage projects, water conveyance projects, and groundwater recharge projects that provide public benefits and drought preparedness. The Act authorizes the Governor to certify environmental leadership development projects are then eligible for streamlining benefits related to CEQA.

AB 362 (Ramos-D) Water policy: California tribal communities.

This bill seeks to add “*tribal water uses*” to the list of beneficial uses pursuant to Section 13050 of the Water Code. The bill would require any project or regulatory program subject to approval by the State Water Board or a regional water quality control board to describe, with both quantitative and qualitative information, how the project would impact tribal water uses, and would require, on or before December 1, 2026, and every 2 years thereafter, the state board to publish a report on implementation of this provision on its website. ACWA adopted an “Oppose Unless Amended” position on this bill at the February 7 meeting of the State Legislative Committee.

SB 72 (Caballero-D) The California Water Plan: long-term supply targets.

This bill is a reintroduction of SB 366 (Caballero) from 2024. The bill would require DWR to establish an interim planning target of 9,000,000 acre-feet of additional water, water conservation, or water storage capacity to be achieved by 2040. The bill would require the target to consider the identified and future water needs for a sustainable urban sector, agricultural sector, and environment, and ensure safe drinking water for all Californians, among other things. The bill would require the plan to include specified components, including a discussion of the estimated costs and benefits of any project type or action that is recommended by the department within the plan that could help achieve the water supply targets.

Regulatory and Administrative Actions

Bay-Delta Plan Update

On November 1, the State Water Board released a Revised Notice of Opportunity for Public Comment and Workshop on the Draft Sacramento/Delta Updates to the Water Quality Control Plan for the San Francisco Bay/Sacramento-San Joaquin Delta Watershed (Bay-Delta Plan).

In addition, on January 3, the State Water Board announced [technical working meetings](#) to gather further input from the water community on the draft Sacramento/Delta updates. The working meetings are intended to be informal discussions between State Water Board staff and interested parties. The meetings will be virtual; there will be no in-person location. The first meeting was on January 16, with a total of 11 meetings scheduled through March 4. Each meeting will cover different topics (e.g., inflow objective, monitoring and evaluation).

More information can be found [HERE](#).

Delta Conveyance Project

On November 18, the State Water Board released an [Amended Notice of Public Hearing and Procedural Ruling](#) regarding DWR’s pending Petitions for Change of Water Rights Permits associated with the State Water Project. The hearing will develop an evidentiary record on which the State Water Board will rely when acting on petitions to authorize operation of the proposed Delta Conveyance Project.

Public Hearings are scheduled for:

- March 24-25,
- April 1, 4, 7-9, 14, 17, and 22-24

California Advocates, Inc. Activity Report

- Continuing new member meet-and-greets through March and April.
- Attended January 17 and February 7 ACWA State Legislative Committee Meetings.
- Attended weekly meetings with water advocates to discuss upcoming legislative session and proposals.
- Met with State Water Board Division of Financial Assistance staff to discuss Proposition 4 funding opportunities.
- Met with State Water Board Member Nichole Morgan to discuss State Water Board priorities for funding.
- Continuing to attend CMUA and ACWA Low-Income Rate Assistance Workgroups
- Participated in ACWA's Proposition 4 implementation workgroup to guide ACWA's position on the budget.

Important Dates and Deadlines for 2025

March

March 26 – Spot Bills must be amended in order to be heard this session.

April

April 10 – Spring Recess Begins

April 21 – Legislature Reconvenes from Spring Recess

[AB 12](#)

(Wallis R) Low-carbon fuel standard: regulations.

Summary: The California Global Warming Solutions Act of 2006 establishes the State Air Resources Board as the state agency responsible for monitoring and regulating sources emitting greenhouse gases. The act requires the state board to adopt rules and regulations to achieve the maximum technologically feasible and cost-effective greenhouse gas emissions reductions to ensure that the statewide greenhouse gas emissions are reduced to at least 40% below the statewide greenhouse gas emissions limit, as defined, no later than December 31, 2030. Pursuant to the act, the state board has adopted the Low-Carbon Fuel Standard regulations. This bill would void specified amendments to the Low-Carbon Fuel Standard regulations adopted by the state board on November 8, 2024.

Position	Priority	Subject
Watch-Key		

[AB 21](#)

(DeMaio R) Taxpayer Protection Act of 2025.

Summary: The California Constitution requires a state statute that would result in any taxpayer paying a higher tax to be imposed by an act passed by 2/3 vote of the each house of the Legislature. The California Constitution also provides that all taxes imposed by a local government are either general taxes or special taxes, as defined, and requires that taxes imposed, extended, or increased by a local government be submitted to the electorate and approved by a majority vote, in the case of general taxes, or a 2/3 vote, in the case of special taxes. Existing law imposes specified requirements on state and local ballots, including, among other things, on the contents of the ballot label, ballot title, and summary. This bill would declare the intent of the Legislature to enact a constitutional amendment to limit the ability of state and local governments to raise taxes, restore a 2/3 vote requirement on local special tax increases, impose voter approval requirements on specific categories of new taxes, and regulate the titles on state and local ballot measures relating to tax increases.

Position	Priority	Subject
Watch-Key		

[AB 26](#)

(DeMaio R) Eliminate the Politicians' Perks Act of 2025.

Summary: The Political Reform Act of 1974 establishes the Fair Political Practices Commission and imposes various restrictions on public officials for the purpose of avoiding conflicts of interests. This bill would state the intent of the Legislature to enact legislation that holds elected officials accountable by prohibiting Members of the Legislature from accepting gifts or trading in individual stock, imposing a lifetime lobbying ban, eliminating exemptions for the Legislature from labor, workplace, and public record laws, and eliminating government pensions for local elected officials.

Position	Priority	Subject
Watch-Key		

[AB 34](#)

(Patterson R) Air pollution: regulations: consumer costs: review.

Summary: Existing law requires the State Air Resources Board to adopt rules and regulations relating to vehicular emissions standards, as specified, that will achieve the ambient air quality standards required by federal law in conjunction with other measures adopted by the state board, air pollution control and air quality management districts, and the United States Environmental Protection Agency. Existing law requires the state board to adopt and enforce rules and regulations that anticipate the development of new technologies or the improvement of existing technologies if necessary to carry out its duty. This bill would prohibit the state board from adopting any standard, regulation, or rule under this authority until the Legislative Analyst has analyzed the cost to the consumer of the proposed standard, regulation, or rule and submitted its analysis to the Legislature.

Position	Priority	Subject
Watch-Key		

[AB 93](#)

(Papan D) Water resources: demands: artificial intelligence.

Summary: The California Constitution declares that the general welfare requires that the water resources of the state be put to beneficial use to the fullest extent of which they are capable, and that the waste or unreasonable use or unreasonable method of use of water be prevented. This bill would express the intent of the Legislature to enact future legislation that would maintain water and energy efficiency to the extent that new technology, including, but not limited to, artificial intelligence, increases the demands on already limited resources.

Position	Priority	Subject
Watch-Key		Water

[AB 241](#)

(Tangipa R) Wildfire and Vegetation Management Voluntary Tax Contribution Fund.

Summary: Existing law allows an individual taxpayer to contribute amounts in excess of their personal income tax liability for the support of specified funds and accounts, including, among others, to the Native California Wildlife Rehabilitation Voluntary Tax Contribution Fund. This bill would also allow an individual to designate on their tax return that a specified amount in excess of their tax liability be transferred to the continuously appropriated Wildfire and Vegetation Management Voluntary Tax

Contribution Fund, which would be created by this bill. The bill would require the Franchise Tax Board to revise the tax return form to include a space for the designation of contributions to the fund when another voluntary designation is removed from the form or there is space, whichever occurs first. By establishing a new continuously appropriated fund, this bill would make an appropriation.

Position	Priority	Subject
Watch-Key		

[AB 267](#) ([Macedo R](#)) **Greenhouse Gas Reduction Fund: high-speed rail: water infrastructure and wildfire prevention.**

Summary: The California Global Warming Solutions Act of 2006 designates the State Air Resources Board as the state agency charged with monitoring and regulating sources of emissions of greenhouse gases. The act authorizes the state board to include in its regulation of those emissions the use of market-based compliance mechanisms. Existing law requires all moneys, except for fines and penalties, collected by the state board from the auction or sale of allowances as part of a market-based compliance mechanism to be deposited in the Greenhouse Gas Reduction Fund. Existing law continuously appropriates 25% of the annual proceeds of the fund to the High-Speed Rail Authority for certain purposes. This bill would suspend the appropriation to the High-Speed Rail Authority for the 2026–27 and 2027–28 fiscal years and would instead require those amounts from moneys collected by the state board to be transferred to the General Fund. The bill would specify that the transferred amounts shall be available, upon appropriation by the Legislature, to augment funding for water infrastructure and wildfire prevention.

Position	Priority	Subject
Watch-Key		

[AB 270](#) ([Petrie-Norris D](#)) **Office of Emergency Services: autonomous firefighting activities.**

Summary: Existing law, the California Emergency Services Act, establishes the Office of Emergency Services in the office of the Governor, with specified powers and duties relative to coordinating emergency services. Existing law requires the Office of Emergency Services to enter into a joint powers agreement with the Department of Forestry and Fire Protection to develop and administer a comprehensive wildfire mitigation program, as specified. This bill would require the Office of Emergency Services to establish a pilot program to equip the state with the nation’s first testbed autonomous firefighting helicopter and the associated configuration, familiarization, and training activities to transition the aircraft into operational use. The bill would include related legislative findings.

Position	Priority	Subject
Watch-Key		

[AB 273](#) ([Sanchez R](#)) **Greenhouse Gas Reduction Fund: high-speed rail: infrastructure improvements.**

Summary: The California Global Warming Solutions Act of 2006 designates the State Air Resources Board as the state agency charged with monitoring and regulating sources of emissions of greenhouse gases. The act authorizes the state board to include in its regulation of those emissions the use of market-based compliance mechanisms. Existing law requires all moneys, except for fines and penalties, collected by the state board from the auction or sale of allowances as part of a market-based compliance mechanism to be deposited in the Greenhouse Gas Reduction Fund. Existing law continuously appropriates 25% of the annual proceeds of the fund to the High-Speed Rail Authority for certain purposes. This bill would eliminate the continuous appropriation of 25% of the annual proceeds of the Greenhouse Gas Reduction Fund to the High-Speed Rail Authority on June 30, 2026. The bill, beginning with the 2026–27 fiscal year, would instead require 25% of the annual proceeds of the Greenhouse Gas Reduction Fund to be transferred to the General Fund and for those moneys, upon appropriation, to be used to augment funding provided to local governments to improve infrastructure.

Position	Priority	Subject
Watch-Key		

[AB 275](#) ([Petrie-Norris D](#)) **Office of Emergency Services: wildfire response: SoCal Edison-funded helitanker program.**

Summary: Existing law, the California Emergency Services Act, establishes the Office of Emergency Services in the office of the Governor, with specified powers and duties relative to coordinating emergency services. Existing law requires the Office of Emergency Services to enter into a joint powers agreement with the Department of Forestry and Fire Protection to develop and administer a comprehensive wildfire mitigation program, as specified. Existing law requires electrical corporations to construct, maintain, and operate their electrical lines and equipment in a manner that will minimize the risk of catastrophic wildfire posed by those electrical lines and equipment. Existing law requires an electrical corporation to develop, adopt, and update an emergency and disaster preparedness plan and a wildfire mitigation plan, as specified. This bill would state the intent of the Legislature to enact legislation to make the SoCal Edison-funded Quick Reaction Force firefighting helitanker program permanent and maintained by the Office of Emergency Services. The bill would make related findings and declarations.

Position	Priority	Subject
----------	----------	---------

[AB 295](#) (Macedo R) California Environmental Quality Act: environmental leadership development projects: water storage, water conveyance, and groundwater recharge projects: streamlined review.

Summary: The California Environmental Quality Act (CEQA) requires a lead agency, as defined, to prepare, or cause to be prepared, and certify the completion of an environmental impact report (EIR) on a project that the lead agency proposes to carry out or approve that may have a significant effect on the environment or to adopt a negative declaration if it finds that the project will not have that effect. CEQA also requires a lead agency to prepare a mitigated negative declaration for a project that may have a significant effect on the environment if revisions in the project would avoid or mitigate that effect and there is no substantial evidence that the project, as revised, would have a significant effect on the environment. CEQA establishes a procedure by which a person may seek judicial review of the decision of the lead agency made pursuant to CEQA. The Jobs and Economic Improvement Through Environmental Leadership Act of 2021 authorizes the Governor, until January 1, 2032, to certify environmental leadership development projects that meet specified requirements for certain streamlining benefits related to CEQA. The act, among other things, requires a lead agency to prepare the record of proceedings for an environmental leadership development project, as provided, and to provide a specified notice within 10 days of the Governor certifying the project. The act is repealed by its own term on January 1, 2034. This bill would extend the application of the act to water storage projects, water conveyance projects, and groundwater recharge projects that provide public benefits and drought preparedness. Because a lead agency would be required to prepare the record of proceedings for water storage projects, water conveyance projects, and groundwater recharge projects pursuant to the act, this bill would impose a state-mandated local program. This bill contains other related provisions and other existing laws.

Position	Priority	Subject
Watch-Key	AA - No Folder	

[AB 307](#) (Petrie-Norris D) Safe Drinking Water, Wildfire Prevention, Drought Preparedness, and Clean Air Bond Act of 2024: Department of Forestry and Fire Protection: fire camera mapping system.

Summary: The Safe Drinking Water, Wildfire Prevention, Drought Preparedness, and Clean Air Bond Act of 2024, approved by the voters as Proposition 4 at the November 5, 2024, statewide general election, authorized the issuance of bonds in the amount of \$10,000,000,000 pursuant to the State General Obligation Bond Law to finance projects for safe drinking water, drought, flood, and water resilience, wildfire and forest resilience, coastal resilience, extreme heat mitigation, biodiversity and nature-based climate solutions, climate-smart, sustainable, and resilient farms, ranches, and working lands, park creation and outdoor access, and clean air programs. Of these funds, the act makes available \$1,500,000,000, upon appropriation by the Legislature, for wildfire prevention, including, among other things, by making \$25,000,000 available, upon appropriation by the Legislature, to the Department of Forestry and Fire Protection for technologies that improve detection and assessment of new fire ignitions. This bill would require, of the \$25,000,000 made available to the department, \$10,000,000 be allocated for purposes of the ALERTCalifornia fire camera mapping system.

Position	Priority	Subject
Watch-Key		

[AB 372](#) (Bennett D) Office of Emergency Services: state matching funds: water system infrastructure improvements.

Summary: Existing law establishes, within the office of the Governor, the Office of Emergency Services (OES), under the direction of the Director of Emergency Services. Existing law charges the OES with coordinating various emergency activities within the state. The California Emergency Services Act, contingent upon an appropriation by the Legislature, requires the OES to enter into a joint powers agreement pursuant to the Joint Exercise of Powers Act with the Department of Forestry and Fire Protection to develop and administer a comprehensive wildfire mitigation program relating to structure hardening and retrofitting and prescribed fuel modification activities. Existing law authorizes the joint powers authority to establish financial assistance limits and matching funding or other recipient contribution requirements for the program, as provided. This bill, contingent on funding being appropriated pursuant to a bond act, as specified, would establish the Rural Water Infrastructure for Wildfire Resilience Program within the OES for the distribution of state matching funds to communities within the Wildland Urban Interface in designated high fire hazard severity zones or very high fire hazard severity zones to improve water system infrastructure, as prescribed. The bill would require the OES to work in coordination with the Department of Water Resources, the State Water Resources Control Board, the Office of the State Fire Marshal, and other state entities as the OES determines to be appropriate, to achieve the purposes of the program. The bill would require the OES to develop criteria and a scoring methodology to prioritize the distribution of state matching funds provided under the program to rural communities based upon specified criteria.

Position	Priority	Subject
Watch-Key		

[AB 430](#)

(Alanis R) State Water Resources Control Board: emergency regulations.

Summary: Existing law provides that an emergency regulation adopted by the State Water Resources Control Board following a Governor’s proclamation of a state of emergency based on drought conditions, for which the board makes specified findings, may remain in effect for up to one year, as provided, and may be renewed if the board determines that specified conditions relating to precipitation are still in effect. This bill would require the board, before the 2nd renewal of any emergency regulation or upon its repeal, to conduct a comprehensive economic study assessing the impacts of the regulation, as specified. The bill would require the board to make the study publicly available on its internet website no later than 30 days before the date of the subsequent renewal, or one year from the date of the repeal of the emergency regulation.

Position **Priority** **Subject**
Watch-Key

[AB 514](#)

(Petrie-Norris D) Water: emergency water supplies.

Summary: Existing law, the Urban Water Management Planning Act, requires every public and private urban water supplier that directly or indirectly provides water for municipal purposes to prepare and adopt an urban water management plan. The act requires an urban water management plan to include a water shortage contingency plan, as provided. This bill would declare that it is the established policy of the state to encourage, but not mandate, the development of emergency water supplies by local water suppliers, and to support their use during times of drought or unplanned service or supply disruption, as provided.

Position **Priority** **Subject**
Watch-Key

[AB 532](#)

(Ransom D) Water rate assistance program.

Summary: Existing federal law, the Consolidated Appropriations Act, 2021, among other things, requires the federal Department of Health and Human Services to carry out a Low-Income Household Drinking Water and Wastewater Emergency Assistance Program, which is also known as the Low Income Household Water Assistance Program, for making grants to states and Indian tribes to assist low-income households that pay a high proportion of household income for drinking water and wastewater services, as provided. Existing law requires the Department of Community Services and Development to administer the Low Income Household Water Assistance Program in this state, and to receive and expend moneys appropriated and allocated to the state for purposes of that program, pursuant to the above-described federal law. The Low Income Household Water Assistance Program was only operative until March 31, 2024. This bill would repeal the above-described requirements related to the Low Income Household Water Assistance Program. The bill would instead require, upon appropriation by the Legislature, the Department of Community Services and Development to establish and administer the California Low Income Household Water Assistance Program to provide water rate assistance to residential ratepayers of community water systems with under 3,000 connections, or water systems serving predominantly disadvantaged communities, as specified. This bill contains other related provisions and other existing laws.

Position **Priority** **Subject**
Watch-Key

[AB 794](#)

(Gabriel D) California Safe Drinking Water Act: emergency regulations.

Summary: Existing law, the California Safe Drinking Water Act (state act), requires the State Water Resources Control Board to administer provisions relating to the regulation of drinking water to protect public health. The state board’s duties include, but are not limited to, enforcing the federal Safe Drinking Water Act (federal act) and adopting and enforcing regulations. Existing law authorizes the state board to adopt as an emergency regulation, a regulation that is not more stringent than, and is not materially different in substance and effect than, the requirements of a regulation promulgated under the federal act, with a specified exception. This bill would provide that the authority of the state board to adopt an emergency regulation pursuant to these provisions includes the authority to adopt requirements of a specified federal regulation that was in effect on January 19, 2025, regardless of whether the requirements were repealed or amended to be less stringent. The bill would prohibit an emergency regulation adopted pursuant to these provisions from implementing less stringent drinking water standards, as provided, and would authorize the regulation to include requirements that are more stringent than the requirements of the federal regulation. The bill would require, on or before January 1, 2026, the state board to adopt an emergency regulation and to initiate a primary drinking water standard for perfluoroalkyl and polyfluoroalkyl substances, as provided. The bill would make other changes to proceedings initiated upon the adoption of an emergency regulation to establish a public health goal and primary drinking water standards, as specified.

Position **Priority** **Subject**
Watch-Key AA - No Folder

[AB 807](#)

(Dixon R) Conservation and mitigation bank: marine artificial reefs.

Summary: Existing law provides that mitigation banks and conservation banks provide for the conservation of important habitats and habitat linkages, take advantage of economies of scale that

are often not available to individualized mitigation projects, and simplify the state regulatory compliance process while achieving conservation goals. Existing law provides that no conservation bank, mitigation bank, or conservation and mitigation bank is operative, vested, or final, nor bank credits issued, until the Department of Fish and Wildlife has approved in writing and a conservation easement has been recorded on the site. Existing law authorizes banks to issue and sell bank credits to private and public entities. Existing law defines "conservation bank" and "mitigation bank" for these purposes. This bill would expand the definition of "conservation bank" and "mitigation bank" to include marine artificial reefs. The bill would authorize a person to, after completion of a full environmental review in compliance with applicable California and federal laws and regulations, create a marine artificial reef for purposes of establishing a mitigation or conservation bank. The bill would clarify that both nonprofit and for-profit organizations are authorized to establish and operate a conservation bank, mitigation bank, or conservation and mitigation bank. The bill would provide that if a marine artificial reef is located on state sovereign land then a lease is required from the State Lands Commission, as provided. The bill would provide that the lease from the commission would satisfy the requirements for a bank enabling instrument and for the department to grant a conservation easement.

Position	Priority	Subject
Watch-Key		

AB 810 (Irwin D) Local government: internet websites and email addresses.

Summary: Existing law requires that a local agency that maintains an internet website for use by the public to ensure that the internet website uses a ".gov" top-level domain or a ".ca.gov" second-level domain no later than January 1, 2029. Existing law requires that a local agency that maintains public email addresses to ensure that each email address provided to its employees uses a ".gov" domain name or a ".ca.gov" domain name no later than January 1, 2029. Existing law defines "local government" for these purposes. This bill would allow a community college district, community college, or other postsecondary institution to use a ".edu" domain to satisfy these requirements. The bill would also add to the definition of "local government" to include a special district, school district, joint powers authority, or other political subdivision. By adding to the duties of local officials, the bill would impose a state-mandated local program.

Position	Priority	Subject
Watch-Key		

AB 1295 (Patterson R) Public utilities: billing statements: additional costs attributable to state requirements or programs.

Summary: Existing law vests the Public Utilities Commission with regulatory authority over public utilities, including electrical corporations and gas corporations. Existing law authorizes the commission to fix the rates and charges for every public utility and requires that those rates and charges be just and reasonable. Existing law requires each electrical corporation and gas corporation to disclose on the billing statement of a residential customer certain information, including itemized components in the bill to identify state and local taxes, identification of delivery, generation, public purpose, and other charges, and the contact information for the commission's Consumer Affairs Branch. This bill would require each public utility to provide to its customers information on the additional costs that are attributable to state requirements or programs, including those imposed by statute, regulation, the commission, or the State Energy Resources Conservation and Development Commission. The bill would require this information to be provided quarterly on the customer billing statement in a visible area and in a similar size and font as the billing information. This bill contains other related provisions and other existing laws.

Position	Priority	Subject
Watch-Key		

AB 1469 (Hart D) Disaster preparedness: public water systems.

Summary: Existing law, the California Emergency Services Act, requires all public water systems, as defined, with 10,000 or more service connections to review and revise their disaster preparedness plans in conjunction with related agencies, including, but not limited to, local fire departments and the Office of Emergency Services to ensure that the plans are sufficient to address possible disaster scenarios. Existing law requires these public water systems to, following a declared state of emergency, furnish an assessment of their emergency response and recommendations to the Legislature within 6 months after each disaster, and to implement the recommendations in a timely manner. Existing law requires the office to establish emergency response and recovery plans in coordination with these public water systems. This bill would make nonsubstantive changes to those provisions.

Position	Priority	Subject
Watch-Key		

ACA 1 (Valencia D) Public finance.

Summary: The California Constitution prohibits the total annual appropriations subject to limitation of the State and of each local government from exceeding the appropriations limit of the entity of

government for the prior year adjusted for the change in the cost of living and the change in population. The California Constitution defines "appropriations subject to limitation" of the State for these purposes. This measure would change the 1.5% required transfer to an undetermined percentage of the estimated amount of General Fund revenues for that fiscal year. The measure would change the 10% limit on the balance in the Budget Stabilization Account to 20% of the amount of the General Fund proceeds of taxes for the fiscal year estimate, as specified. The measure would specify that funds transferred under these provisions to the Budget Stabilization Account do not constitute appropriations subject to the above-described annual appropriations limit. This bill contains other existing laws.

Position	Priority	Subject
Watch-Key		

SB 31 (McNerney D) Water quality: recycled water.

Summary: The Water Recycling Law generally provides for the use of recycled water. Existing law requires any person who, without regard to intent or negligence, causes or permits an unauthorized discharge of 50,000 gallons or more of recycled water in or on any waters of the state to immediately notify the appropriate regional water board. This bill would, for the purposes of the above provision, redefine "recycled water" and provide that water discharged from a decorative body of water during storm events is not to be considered an unauthorized discharge if recycled water was used to restore levels due to evaporation.

Position	Priority	Subject
Watch-Key	AA - No Folder	Water

SB 74 (Seyarto R) Office of Land Use and Climate Innovation: Infrastructure Gap-Fund Program.

Summary: Existing law establishes the Office of Land Use and Climate Innovation in the Governor's office for the purpose of serving the Governor and the Governor's cabinet as staff for long-range planning and research and constituting the comprehensive state planning agency. Existing law authorizes a local agency to finance infrastructure projects through various means, including by establishing an enhanced infrastructure financing district to finance public capital facilities or other specified projects of communitywide significance that provide significant benefits to the district or the surrounding community. This bill would require the office, upon appropriation by the Legislature, to establish the Infrastructure Gap-Fund Program to provide grants to local agencies to develop and construct infrastructure projects, as defined. The bill would authorize the office to provide funding for up to 20% of a project's total cost, subject to specified requirements, including, among other things, that the local agency provides funding that has been raised through local taxes for at least 10% of the infrastructure project's total cost. The bill would require the office to develop guidelines to implement the program that establish the criteria by which grant applications will be evaluated and funded. The bill would make these provisions operative on January 1, 2030.

Position	Priority	Subject
Watch-Key		

SB 90 (Seyarto R) Safe Drinking Water, Wildfire Prevention, Drought Preparedness, and Clean Air Bond Act of 2024: grants: improvements to public evacuation routes: mobile rigid water storage: electrical generators.

Summary: The Safe Drinking Water, Wildfire Prevention, Drought Preparedness, and Clean Air Bond Act of 2024, approved by the voters as Proposition 4 at the November 5, 2024, statewide general election, authorized the issuance of bonds in the amount of \$10,000,000,000 pursuant to the State General Obligation Bond Law to finance projects for safe drinking water, drought, flood, and water resilience, wildfire and forest resilience, coastal resilience, extreme heat mitigation, biodiversity and nature-based climate solutions, climate-smart, sustainable, and resilient farms, ranches, and working lands, park creation and outdoor access, and clean air programs. The act makes \$135,000,000 available, upon appropriation by the Legislature, to the Office of Emergency Services for a wildfire mitigation grant program to provide, among other things, loans, direct assistance, and matching funds for projects that prevent wildfires, increase resilience, maintain existing wildfire risk reduction projects, reduce the risk of wildfires to communities, or increase home or community hardening. The act provides that eligible projects include, but are not limited to, grants to local agencies, state agencies, joint powers authorities, tribes, resource conservation districts, fire safe councils, and nonprofit organizations for structure hardening of critical community infrastructure, wildfire smoke mitigation, evacuation centers, including community clean air centers, structure hardening projects that reduce the risk of wildfire for entire neighborhoods and communities, water delivery system improvements for fire suppression purposes for communities in very high or high fire hazard areas, wildfire buffers, and incentives to remove structures that significantly increase hazard risk. This bill would include in the list of eligible projects grants to the above-mentioned entities for improvements to public evacuation routes in very high and high fire hazard severity zones, mobile rigid dip tanks, as defined, to support firefighting efforts, prepositioned mobile rigid water storage, as defined, and improvements to the response and effectiveness of fire engines and helicopters. The bill would also include grants, in coordination with the Public Utilities Commission, to local agencies, state agencies, special districts, joint powers authorities, tribes, and nonprofit organizations for backup electrical generators for water

reservoirs.

Position	Priority	Subject
Watch-Key		

[SB 224](#) (Hurtado D) Department of Water Resources: water supply forecasting.

Summary: Existing law requires the Department of Water Resources to gather and correlate information and data pertinent to an annual forecast of seasonal water crop. Existing law also requires the department to update every 5 years the plan for the orderly and coordinated control, protection, conservation, development, and use of the water resources of the state, which is known as "The California Water Plan." This bill would require the department, on or before January 1, 2027, to adopt a new water supply forecasting model and procedures that better address the effects of climate change and implement a formal policy and procedures for documenting the department's operational plans and the department's rationale for its operating procedures, including the department's rationale for water releases from reservoirs. The bill would require the department, on or before January 1, 2028, and annually thereafter, to prepare and submit to the Legislature a report on its progress toward implementing the new forecasting model and to post the report on the department's internet website. The bill would also require the department, on or before January 1, 2028, and annually thereafter, to prepare and submit to the Legislature a report that explains the rationale for the department's operating procedures specific to the previous water year. This bill contains other related provisions.

Position	Priority	Subject
Watch-Key		

[SB 231](#) (Seyarto R) California Environmental Quality Act: guidelines.

Summary: The California Environmental Quality Act (CEQA) requires a lead agency, as defined, to prepare, or cause to be prepared, and certify the completion of an environmental impact report on a project that it proposes to carry out or approve that may have a significant effect on the environment or to adopt a negative declaration if it finds that the project will not have that effect. CEQA also requires a lead agency to prepare a mitigated negative declaration for a project that may have a significant effect on the environment if revisions in the project would avoid or mitigate that effect and there is no substantial evidence that the project, as revised, would have a significant effect on the environment. CEQA requires the Office of Land Use and Climate Innovation, formerly named the Office of Planning and Research, to prepare and develop, and the Secretary of the Natural Resources Agency to certify and adopt, guidelines for the implementation of CEQA. CEQA requires the guidelines to specifically include criteria for public agencies to follow in determining whether or not a proposed project may have a significant effect on the environment. This bill would require, on or before July 1, 2027, the Office of Land Use and Climate Innovation to prepare and develop, and the Secretary of the Natural Resources Agency to certify and adopt, guidelines in Appendix O of the CEQA guidelines to establish best practices for public agencies to follow in determining whether or not a proposed project may have a significant effect on the environment when completing Appendix G of the CEQA guidelines. The bill would require the best practices to consider, and include identifiable thresholds of significance based on, specified state and federal environmental laws. The bill would authorize the office, in developing those guidelines, to consult with local, regional, state, and federal agencies that have authority and expertise on those subjects.

Position	Priority	Subject
Watch-Key		

[SB 232](#) (Seyarto R) California Environmental Quality Act: guidelines: study.

Summary: The California Environmental Quality Act (CEQA) requires a lead agency, as defined, to prepare, or cause to be prepared, and certify the completion of an environmental impact report on a project that it proposes to carry out or approve that may have a significant effect on the environment or to adopt a negative declaration if it finds that the project will not have that effect. CEQA also requires a lead agency to prepare a mitigated negative declaration for a project that may have a significant effect on the environment if revisions in the project would avoid or mitigate that effect and there is no substantial evidence that the project, as revised, would have a significant effect on the environment. CEQA requires the Office of Land Use and Climate Innovation, formerly named the Office of Planning and Research, to prepare and develop, and the Secretary of the Natural Resources Agency to certify and adopt, guidelines for the implementation of CEQA. The CEQA guidelines require a lead agency, immediately after deciding that an environmental impact report is required for a project, to send a notice of preparation stating that an environmental impact report will be prepared to the office and each responsible and trustee agency, as specified. This bill would require the office to conduct a study to, among other things, evaluate how locked-in guidelines could impact regulatory certainty for project proponents, lead agencies, and stakeholders and assess how locked-in guidelines could affect the speed and efficiency of the environmental review process pursuant to CEQA. The bill would define "locked-in guidelines" as CEQA guidelines, that are in effect at the time of the first issuance of the notice of preparation for a project, that apply to the project throughout the course of the environmental review process pursuant to CEQA, regardless of changes in the guidelines that occur after the first issuance of the notice of preparation. The bill would require, on or before January 1, 2027, the office to submit a report to the Governor and the Legislature on the study. The bill would

repeal these provisions on January 1, 2028.

Position	Priority	Subject
Watch-Key		

[SB 268](#) (Choi R) Income taxes: gross income exclusions: state of emergency: natural disaster settlements.

Summary: The Personal Income Tax Law and the Corporation Tax Law, in conformity with federal income tax law, generally defines gross income as income from whatever source derived, except as specifically excluded, and provides various exclusions from gross income. This bill, for taxable years beginning on or after January 1, 2025, would provide an exclusion from gross income for amounts received from a settlement entity, as defined, by a qualified taxpayer, as defined, to replace property damaged or destroyed by a natural disaster that was declared a state of emergency by the Governor. This bill contains other related provisions and other existing laws.

Position	Priority	Subject
Watch-Key		

[SB 280](#) (Cervantes D) Political Reform Act of 1974: prohibition on contributions in state and local government office buildings.

Summary: The Political Reform Act of 1974 comprehensively regulates political campaigns, including campaign contributions. The act prohibits the receipt, delivery, or attempted delivery of a contribution in the State Capitol, any state office building, or any office for which the state pays the majority of the rent other than a legislative district office. This bill would expand that prohibition to apply to local government office buildings and offices for which the state or a local government pays rent. The bill would also eliminate the exception for legislative district offices. A violation of the act is punishable as a misdemeanor. By expanding the scope of restrictions on contributions, this bill would expand the scope of an existing crime, and therefore would impose a state-mandated local program. This bill contains other related provisions and other existing laws.

Position	Priority	Subject
Watch-Key		

[SB 350](#) (Durazo D) Water Rate Assistance Program.

Summary: Existing law requires the State Water Resources Control Board, by January 1, 2018, to develop a plan for the funding and implementation of the Low-Income Water Rate Assistance Program. Existing law requires the plan to include, among other things, a description of the method for collecting moneys to support and implement the program and a description of the method for determining the amount of moneys that may need to be collected from water ratepayers to fund the program. This bill would establish the Water Rate Assistance Program. As part of the program, the bill would establish the Water Rate Assistance Fund in the State Treasury to provide water affordability assistance, for both drinking water and wastewater services, to low-income residential ratepayers, as specified. The bill would require the state board to take various actions in administering the fund, including, among other things, track and manage revenue in the fund separately from all other revenue. The bill would require the state board, in consultation with relevant agencies and after a public hearing, to adopt guidelines for implementation of the program and adopt an annual report to be posted on the state board's internet website identifying how the fund has performed, as specified. The bill would require the guidelines to include minimum requirements for eligible systems, including the ability to confirm eligibility for enrollment through a request for self-certification of eligibility under penalty of perjury. By expanding the crime of perjury, the bill would impose a state-mandated local program. The bill would require the state board to take various actions in administering the program, including, but not limited to, providing guidance, oversight, and funding for low-income rate assistance for residential ratepayers of eligible systems. The bill would authorize the Attorney General to bring an action in state court to restrain the use of any method, act, or practice in violation of these provisions, except as provided.

Position	Priority	Subject
Watch-Key	AA - No Folder	

[SB 466](#) (Caballero D) Public health: women's health.

Summary: Existing law requires the State Department of Public Health to develop a coordinated state strategy for addressing the health-related needs of women and makes the approved programmatic costs associated with this strategy be the responsibility of the department. This bill would make a technical, nonsubstantive change to that provision.

Position	Priority	Subject
Watch-Key		

[SB 470](#) (Laird D) Bagley-Keene Open Meeting Act: teleconferencing.

Summary: Existing law, the Bagley-Keene Open Meeting Act, requires, with specified exceptions, that all meetings of a state body be open and public and all persons be permitted to attend any meeting of a state body. The act authorizes meetings through teleconference subject to specified requirements, including, among others, that the state body post agendas at all teleconference locations, that each

teleconference location be identified in the notice and agenda of the meeting or proceeding, that each teleconference location be accessible to the public, that the agenda provide an opportunity for members of the public to address the state body directly at each teleconference location, and that at least one member of the state body be physically present at the location specified in the notice of the meeting. The act authorizes an additional, alternative set of provisions under which a state body may hold a meeting by teleconference subject to specified requirements, including, among others, that at least one member of the state body is physically present at each teleconference location, as defined, that a majority of the members of the state body are physically present at the same teleconference location, except as specified, and that members of the state body visibly appear on camera during the open portion of a meeting that is publicly accessible via the internet or other online platform, except as specified. The act authorizes, under specified circumstances, a member of the state body to participate pursuant to these provisions from a remote location, which would not be required to be accessible to the public and which the act prohibits the notice and agenda from disclosing. The act repeals these provisions on January 1, 2026. This bill would delete the January 1, 2026 repeal date, thereby authorizing the above-described additional, alternative set of teleconferencing provisions indefinitely. This bill contains other related provisions and other existing laws.

Position	Priority	Subject
Watch-Key		

[SB 474](#) (Niello R) State Air Resources Board: regulatory authority: revocation.

Summary: Existing law designates the State Air Resources Board as the state agency charged with monitoring and regulating sources of emissions of greenhouse gases that cause global warming in order to reduce emissions of greenhouse gases, and confers the state board various regulatory authorities, including the authority to achieve the maximum technologically feasible and cost-effective greenhouse gas emission reductions, as specified. This bill would revoke all authority of the state board to adopt, revise, or repeal regulations and would declare that any law granting authority to or requiring the state board to adopt, revise, or repeal regulations, or take an action that requires exercising regulatory authority, instead be read as only authorizing the state board to provide advice and propose measures to the Legislature for statutory enactment. The bill would require the state board to, as necessary, provide advice and propose measures to the Legislature for statutory enactment regarding its duties, as provided. The bill would declare that it does not invalidate or repeal any regulation adopted by the state board before January 1, 2026.

Position	Priority	Subject
Watch-Key		

[SB 496](#) (Hurtado D) Advanced Clean Fleets Regulation: appeals advisory committee: exemptions.

Summary: Current law requires the State Air Resources Board to adopt and implement motor vehicle emission standards, in-use performance standards, and motor vehicle fuel specifications for the control of air contaminants and sources of air pollution that the state board has found necessary, cost effective, and technologically feasible. The California Global Warming Solutions Act of 2006 establishes the state board as the state agency responsible for monitoring and regulating sources emitting greenhouse gases and requires the state board to adopt rules and regulations to achieve the maximum technologically feasible and cost-effective greenhouse gas emission reductions from those sources. This bill would require the state board to establish the Advanced Clean Fleets Regulation Appeals Advisory Committee by an unspecified date for purposes of reviewing appeals of denied requests for exemptions from the requirements of the Advanced Clean Fleets Regulation. The bill would require the committee to include representatives of specified governmental and nongovernmental entities. The bill would require the committee to meet monthly and would require recordings of its meetings to be made publicly available on the state board's internet website. The bill would require the committee to consider, and make a recommendation on, an appeal of an exemption request denial no later than 60 days after the appeal is made. The bill would require specified information relating to the committee's consideration of an appeal to be made publicly available on the state board's internet website. The bill would require the state board to consider a recommendation of the committee at a public meeting no later than 60 days after the recommendation is made.

Position	Priority	Subject
Watch-Key	AA - No Folder	

[SB 614](#) (Stern D) Potable water: nonfunctional turf.

Summary: Current law prohibits the use of potable water, as defined, for nonfunctional turf located on common areas of properties of homeowners' associations, common interest developments, and community service organizations or similar entities, starting January 1, 2029. This bill would prohibit that use of potable water one year earlier.

Position	Priority	Subject
Watch-Key		

[SB 707](#) (Durazo D) Open meetings: meeting and teleconference requirements.

Summary: Existing law, the Ralph M. Brown Act, requires, with specified exceptions, that all meetings of a legislative body, as defined, of a local agency be open and public and that all persons be

permitted to attend and participate. This bill would, until January 1, 2030, require a city council or a county board of supervisors to comply with additional meeting requirements, including that all open and public meetings include an opportunity for members of the public to attend via a two-way telephonic option or a two-way audiovisual platform, as defined, that a system is in place for requesting and receiving interpretation services for public meetings, as specified, and that good faith efforts are made to encourage residents to participate in public meetings, as specified. By imposing additional meeting requirements on city councils and county boards of supervisors, this bill would impose a state-mandated local program. This bill contains other related provisions and other existing laws.

Position	Priority	Subject
Watch-Key		

SB 724 (Richardson D) Public water systems: public housing: lead testing.

Summary: Existing law prohibits a person from using any pipe, pipe or plumbing fitting or fixture, solder, or flux that is not lead free in the installation or repair of any public water system or any plumbing in a facility providing water for human consumption, except when necessary for the repair of leaded joints of cast iron pipes. Existing law requires a community water system to compile an inventory of known lead user service lines in use in its distribution system and identify areas that may have lead user service lines in use in its distribution system, as provided. Existing law authorizes the State Water Resources Control Board to apply these requirements to, and enforce them against, public water systems and community water systems, as specified. This bill would require a public water system, including community water systems and noncommunity water systems, that provides service to residents of public housing owned or managed by a city, county, city and county, or city, county, or city and county housing authority, to provide information to those residents regarding any applicable existing program that offers free testing of the water for lead.

Position	Priority	Subject
Watch-Key		

SB 732 (Ochoa Bogh R) Emergency backup generators: critical facilities: exemptions.

Summary: Existing law imposes various limitations on emissions of air contaminants for the control of air pollution from vehicular and nonvehicular sources. Existing law generally designates air pollution control and air quality management districts with the primary responsibility for the control of air pollution from all sources other than vehicular sources. Existing law requires the State Air Resources Board to identify toxic air contaminants that are emitted into the ambient air of the state and to establish airborne toxic control measures to reduce emissions of toxic air contaminants from nonvehicular sources. This bill would require an air district without a specified rule on emergency backup generators, as defined, as of January 1, 2026, that adopts such a rule to include in the rule provisions that allow the operator of a critical facility, as defined, to use a permitted emergency backup generator in exceedance of the applicable runtime and testing and maintenance limits if specified conditions are met. The bill would require a critical facility allowed to exceed applicable limits under a rule adopted pursuant to that provision to attest to and provide evidence of having taken demonstrable steps toward implementing the use of backup power technologies that meet or exceed emission standards set by the state board. By adding to the duties of air districts, the bill would impose a state-mandated local program. This bill contains other related provisions and other existing laws.

Position	Priority	Subject
Watch-Key		

Total Measures: 39
Total Tracking Forms: 39



*Dedicated to
Satisfying our Community's
Water Needs*

MEMORANDUM

TO: Board of Directors
FROM: Stacy Taylor, Water Policy Manager
DATE: March 12, 2025
SUBJECT: Orange County Update

RECOMMENDATION

Receive and file the Orange County Update.

STRATEGIC PLAN

Goal #7: Actively participate in regional and statewide water issues.

PRIOR BOARD ACTION/DISCUSSION

This item is provided monthly at a Mesa Water District (Mesa Water®) Board of Directors meeting.

DISCUSSION

Mesa Water's governmental relations program includes monitoring local and regional political issues and policy-setting authorities (i.e., County of Orange, Orange County Local Agency Formation Commission, etc.). Attached is the monthly Orange County report.

FINANCIAL IMPACT

In Fiscal Year 2025, \$445,000 is budgeted for Water Policy Support Services; \$218,565 has been spent to date.

ATTACHMENTS

Attachment A: The County of Orange Report

The County of Orange Report

Prepared for Mesa Water District

March 4, 2025

by Lewis Consulting Group

OCWD - MSR + Merger Study Released

The long anticipated feasibility study of merging Orange County Water District and Municipal Water District of Orange County has been publicly released. It is currently in the public comments time line. The MSR and feasibility study are slated to be discussed and possibly voted on at the March 2025 LAFCO meeting.

The two studies were compiled by Riverside County's Albert Webb & Associates along with John J. Schatz. The study is a comprehensive 172 pages. Much of the study provide an overview of how OCWD operates Orange County's ground water basin. In doing so, it listed a set of determinations.

The determinations included growth and population projection, location and characterizations of disadvantaged unincorporated communities, present and planned capacity of public facilities and adequacy of public services, the financial ability of the agency to provide services, the status of and opportunity for shared facilities, accountability for community service needs and any other matters related to effective and efficient service delivery.

OCWD received high marks for all studied features. For example, in the fourth determination related to financial ability the report states "the District is able to meet all of its budgeted expenses and obligations and maintain an AAA credit rating with Fitch and Standard and Poors. Replenishment Assessments represented over 62% of total revenues in fiscal year 2023-2024 and can and do increase annually when necessary to help ensure revenues meet expense requirements. This flexibility along with its other revenue sources, budgeted reserves and great credit ratings put OCWD in a stable financial position to continue providing services to its customers."

The study was very complementary of their management of the ground water basin, but noted that the integrity of wells is an on-going challenge. PFAS remains the biggest threat and 61 wells have been targeted for treatment system. Already 30 of the 61 wells are treated and back in service. Depending on which standard EPA ultimately imposes, the District could be looking at as many as 200 wells that need treatment. Other threats to wells include salt water intrusion and land subsidence.

What About Consolidation?

The study stated it was steering clear of a recommendation. "In its application for an MSR and SOI update, OCWD requested a feasibility study of a consolidation with MWDOC. The purpose of the feasibility study is to analyze certain aspects of the two agencies using multiple factors to find whether efficiencies in the provision of service

could exist upon combining the two wholesale water agencies. Therefore this MSR includes said analysis with finding NO CONCLUSIONS OR RECOMMENDATIONS ARE PROVIDED.”

The study acknowledged the Orange County Grand Jury’s nudging from its 2022 report calling for consolidation. It also noted that 2022 was the fourth Grand Jury Report 1982, 1994, 2013 and 2022. Twice there was a call for consolidation and twice a call to remain separate.

In 2006, LAFCO released a study opposing consolidation because implementing consolidation would take an act of legislation, because it involves changing OCWD’s principal act.

Merging these two agencies would not necessarily achieve greater efficiencies in overall management of water resources in Orange County. Keeping these two agencies separate maintain an important check and balance system, preventing one agency from having control over the water supply for the entire County.

The last 62 pages of the report are authored by John Schatz and reviews the feasibility of consolidation. Schatz estimates that removing duplicative positions [\$2.25 million] along with economies of scale and savings in health care benefits could realize an annual savings of \$3.98 million. If the new agency also placed all employees in a CAL-PERS defined benefit plan, that would increase savings to a maximum of \$6,391,927 annually.

The final three findings state that the “consolidation of the two agencies is considered fiscally feasible and sustainable.” Also, “water supply reliability and services to MWDOC’s member agencies and OCWD’s groundwater producers are not anticipated to be interrupted or diminished by a consolidation of the agencies”. Lastly, the “consolidation of OCWD and MWDOC may offer opportunities involving unified representation of Orange County water suppliers at the local, state and federal levels through representation of Orange County on the MWD Board of Directors”.

The study did pose a question on what future governance might look like and noted that legislatively it would be easier for MWDOC to absorb OCWD than the other way around.

In the meantime, MWDOC has launched blistering criticisms of the study’s analysis and findings. The first listed a response on their website which has now been replaced by more ??? press release titled “MWDOC Provides Feedback to LAFCO’s OCWD MSR and SOI Public Review Draft, Encourages Collaborative Approaches”. However, MWDOC sent a formal response to LAFCO which strongly criticized the report.

The March LAFCO meeting could be interesting. . .

A New National Political Realignment

I broke into serious political activism in the early 1970's. While in college, the second term of the Nixon Presidency coupled with the Watergate Scandal made the Republican brand toxic. In the 1974 election, as people abandoned the GOP in droves, Democrats picked up 49 House seats and achieved a two-thirds majority in the House of

Representatives. It wasn't until the Reagan era of 1980-1988 that the GOP became relevant again.

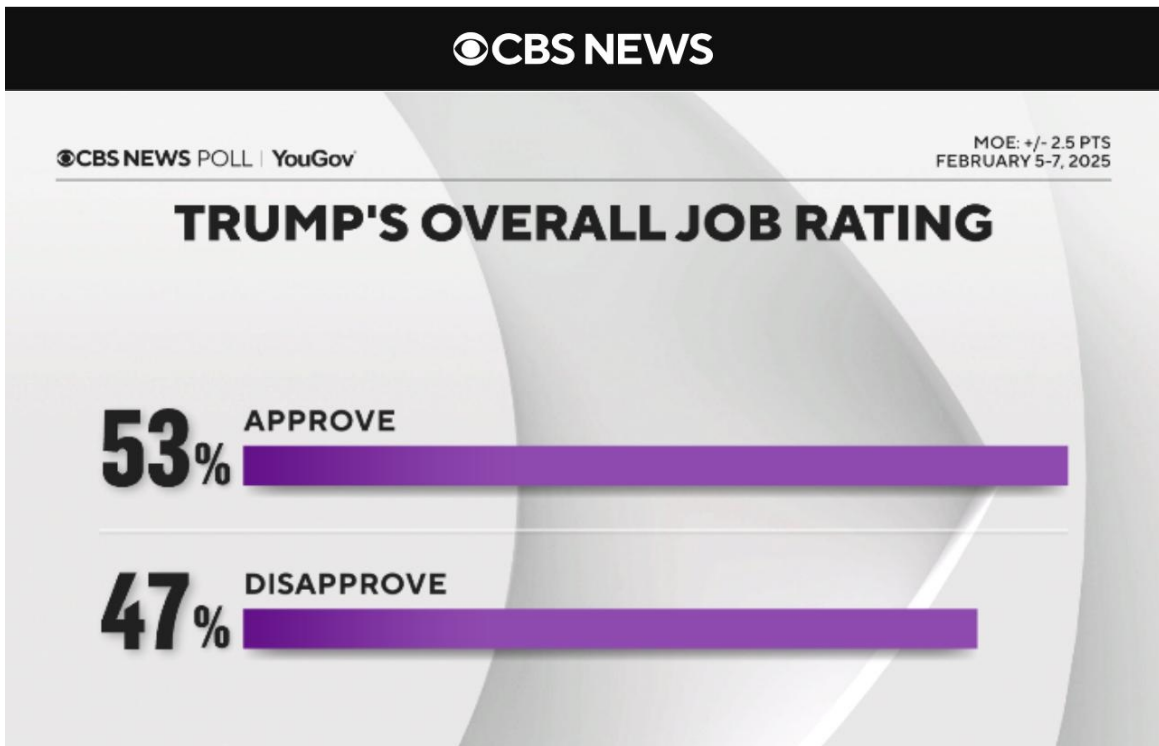
A new article in *The Liberal Patriot* argues that voter registration figures from 31 states paints a bleak trend for Democrats. In 2008, Democrats held a voter registration edge in 21 states, the Republicans only led in seven states. Fast forward to today and Democrats have the registration edge in 17 states, while Republicans have increased to 14. Since 2008 Democrats have achieved a new majority status in only one state, Colorado. At the same time, Republican registration has overtaken Democrats in six states. One of the states, Florida, the surge has been so dramatic, the state has moved from "Presidential swing state" status to safely Republican. The same trend is underway in Nevada, North Carolina and Pennsylvania.

Voter registration figures can be both a trailing and future indication of electoral success. The national Democrat party has veered too far to the left and are now paying the political price.

Two questions that the next few years will resolve. First, will this trend help Republicans overcome the natural off-year election disadvantage they face in 2026? The majorities in the U.S. Senate and House will be resolved by this answer. Secondly, how many years will the Democrat Party remain in decline? Political theater is always interesting.

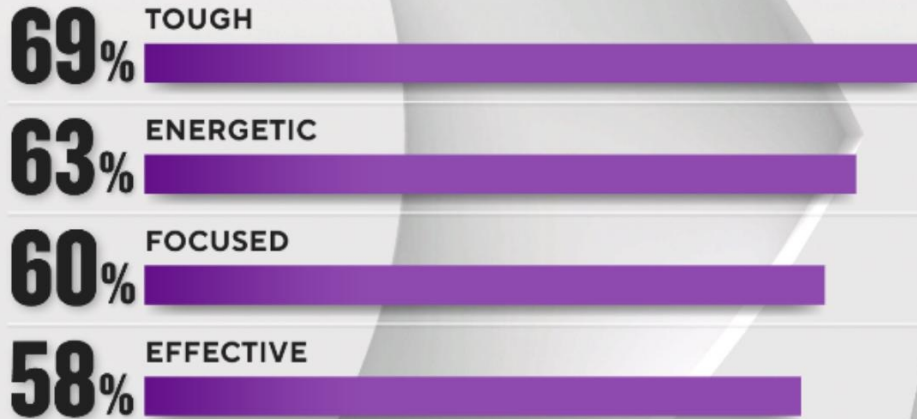
Trump's Popularity Hits New High

CBS recently conducted a survey which among other things tested the President's current popularity along with initiatives he is pursuing. The 53% positive rating reflects a 9% increase over the same time in his 2016 administration.



DESCRIBE DONALD TRUMP AS...?

TOP ANSWERS



ORANGE COUNTY
LAFCO February Meeting

The regularly scheduled February 12th meeting of OC LAFCO was canceled and rescheduled to February 19th as County offices were closed on the 12th in observance of Lincoln's birthday.

With the scheduling of the OCWD MSR and possible water agency consolidation to be discussed at the March meeting, the February agenda was rather lackluster.

Items discussed included a policy of indemnification of LAFCO by applicants, a new records retention and destruction policy, an update on OC LAFCO's continued membership in CAL-LAFCO and a water system consolidation report from the University of California Berkeley Division of Agriculture and Natural Resources.



Board Confirms Stripping OC Treasurer of Investment Duties

Two items of great interest were acted upon at the February 11th meeting of the Board of Supervisors. The first was the Board creating a new financial investment plan for County assets and at the same time voting to transfer management of the huge county fund to the County's Chief Financial Officer. With that, the defenestration of elected County Treasurer Shari Freidenrich's office was complete.

Curiously no one from the County Supervisors or staff are publicly disclosing why such a draconian measure was needed. Treasurer Freidenrich's plea to retain her investment duties fell on deaf ears. Another curious occurrence was District Attorney and former Supervisor Todd Spitzer injecting himself into the fray questioning the wisdom of the Supervisors's actions. Spitzer even reminded the Board that in accepting responsibility for the fund, they would also inherit possible legal liability if investments went wrong. Spitzer recounted how Supervisors were criminally indicted [not convicted] during the Orange County Bankruptcy. The Supervisors were not amused by the D.A.'s comments and conducted their final unanimous vote changing oversight of all County funds.

Total Board Discord

Could two separate Board of Supervisor squabbles bring uncertainty to Board governance? One year ago, before the Andrew Do implosion, the Board had a working majority comprised of Supervisors Do, Chaffee and Wagner.

That automatic majority has been shattered by the enmity between Wagner and Nguyen. That in-fighting started with Wagner endorsing against Nguyen in her Supervisor race. It further escalated when she opposed Wagner's bid to become Orange County Republican Party Chairman. It escalated further when Nguyen convinced new Board Chair Chaffee to replace Wagner with herself on the AQMD Board. She also managed to convince Chaffee to appoint her as one of the County's two Orange County Fire Authority members. In doing so, it broke with the long precedent of the two Supervisors representing OC's fire prone foothills to be on the Fire Authority Board. However, Katrina Foley made an impassioned plea for her remaining on the Board. She was supported by Supervisor Sarmiento in that effort and when a motion was made to put the appointments over for two weeks, Chairman Chaffee vigorously protested. Don Wagner cast the swing vote challenging and possibly blocking the appointments. The vitriol between Chaffee and Foley and now Wagner and Nguyen could have serious implications regarding the smooth operation of the Board going forward.

February 25 Board Meeting Brings Clarity

The February 25th meeting of the Board of Supervisors added finality to the two previous discussed “hot potato” issues - the Board Chair’s committee appointments and the Board’s reasoning for stripping the Orange County Treasurer of her traditional investment authority.

The Board, without comment, voted 4-1 to sustain the Chair’s appointment prerogative and in doing so removed Supervisor Katrina Foley from the Orange County Fire Authority Board and replaced her with Supervisor Janey Nguyen. A mild surprise was that usual Foley ally Supervisor Vince Sarmiento did not vote against the appointment changes.

The Board also broke it’s silence on restructuring Orange County Treasurer and Investment function. All five Supervisors verbally criticized Shari Freidenrich’s performance as Treasurer. They cited a hostile workplace, high staff turnover, and an inability to fill vacant positions. They also found fault with the job she done fulfilling her basic duties. The Board voted unanimously to end the Orange County Investment Pool.



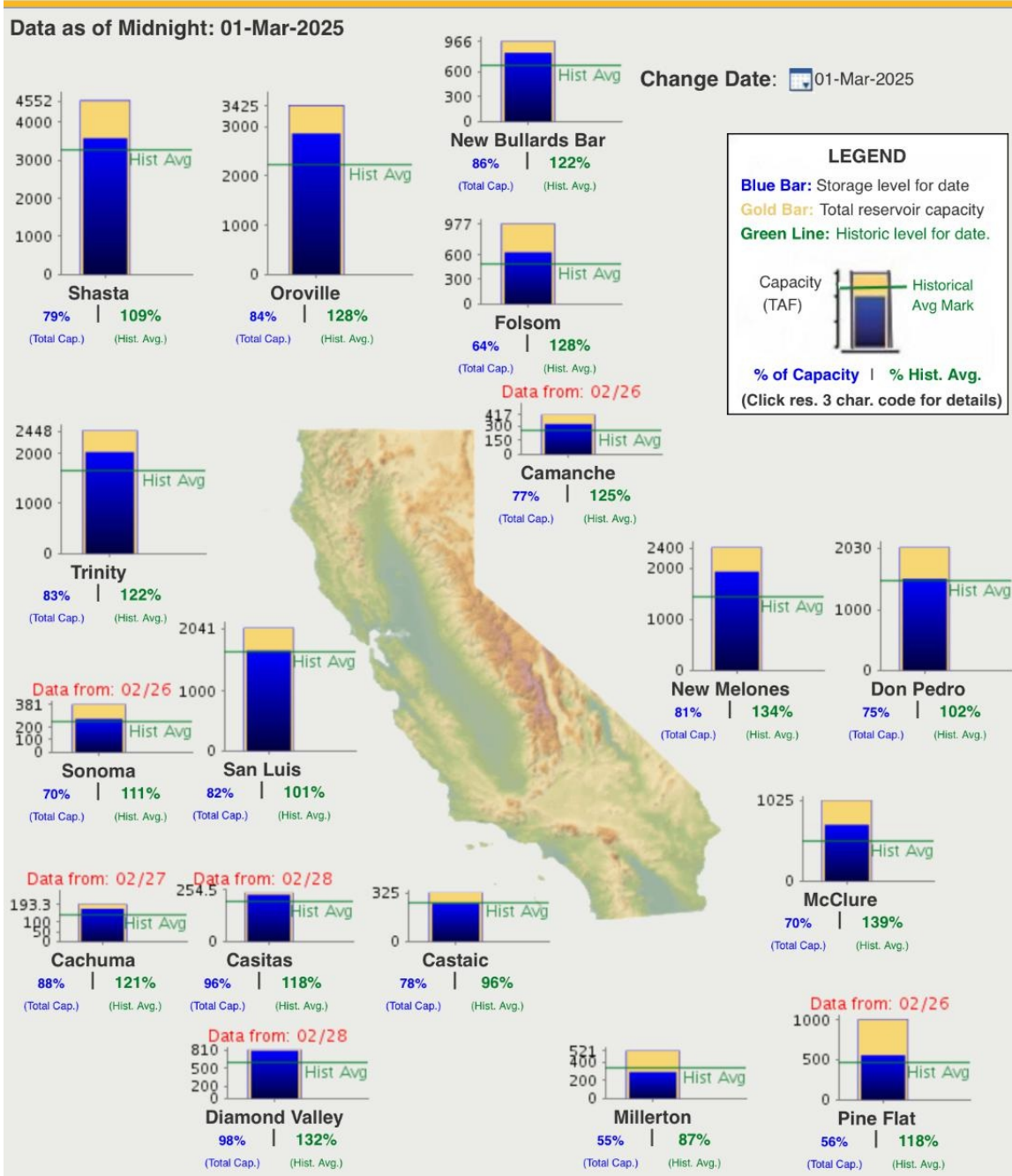
Strickland Wins O.C. Senate Election

Former Huntington Beach Mayor Tony Strickland emerged victorious in the February 25th State Senate Special Election. Because the 51% of the vote he received exceeds the 50% margin needed for outright victory, Strickland avoids a run-off election.

Strickland previously served in the Legislature [one Senate term and three Assembly terms]. Due to that previous service, Strickland will be limited to only this four year term.

The Rain Has Returned

Rains and snowfall predominantly in Northern California have replenished our state's reservoirs.



**DIRECTORS' REPORTS (AB 1234) PER CA GOVERNMENT
CODE SECTION 53232.3(D)**

In accordance with CA Government Code 53232.3(d), the following report identifies the meetings for which Mesa Water Directors received expense reimbursement.

Jim Atkinson

Meetings Attended

Reimbursement Date:	Description, Date
N/A	

Fred R. Bockmiller, P.E.

Meetings Attended

Reimbursement Date:	Description, Date
N/A	

Marice H. DePasquale

Meetings Attended

Reimbursement Date:	Description, Date
2/18/25	CalDesal Annual Conference, 2/4 – 2/6

Shawn Dewane

Meetings Attended

Reimbursement Date:	Description, Date
N/A	

James R. Fisler

Meetings Attended

Reimbursement Date:	Description, Date
N/A	

CLOSED SESSION:

23. CONFERENCE REGARDING CYBER SECURITY PURSUANT TO CALIFORNIA GOVERNMENT CODE SECTION 54957(a):
The Board will meet in Closed Session regarding cyber security risks and protections.