



*Dedicated to
Satisfying our Community's
Water Needs*

**AGENDA
MESA WATER DISTRICT
BOARD OF DIRECTORS
Wednesday, January 22, 2025
1965 Placentia Avenue, Costa Mesa, CA 92627
4:30 p.m. Regular Board Meeting**

**Teleconference Site:
2871 Alanzo Lane
Costa Mesa, CA 92626**

Members of the public may attend and participate in the meeting at both locations. Notice will be posted on the door at the teleconference site.

CALL TO ORDER

PLEDGE OF ALLEGIANCE

PUBLIC COMMENTS

Items Not on the Agenda: Members of the public are invited to address the Board regarding items which are not appearing on the posted agenda. Each speaker shall be limited to three minutes. The Board will set aside 30 minutes for public comments for items not appearing on the posted agenda.

Items on the Agenda: Members of the public shall be permitted to comment on agenda items before action is taken, or after the Board has discussed the item. Each speaker shall be limited to three minutes. The Board will set aside 60 minutes for public comments for items appearing on the posted agenda.

ITEMS TO BE ADDED, REMOVED, OR REORDERED ON THE AGENDA

At the discretion of the Board, all items appearing on this agenda, whether or not expressly listed as an Action Item, may be deliberated and may be subject to action by the Board.

CONSENT CALENDAR ITEMS:

Approve all matters under the Consent Calendar by one motion unless a Board member, staff, or a member of the public requests a separate action.

1. Receive and file the Developer Project Status Report.
2. Receive and file the Mesa Water and Other Agency Projects Status Report.
3. Receive and file the Water Quality Call Report.
4. Receive and file the Accounts Paid Listing.
5. Receive and file the Monthly Financial Reports.
6. Receive and file the Outreach Update.
7. Ratify the 2025 Board Committee & Other Agency Liaison Assignments.



PRESENTATION AND DISCUSSION ITEMS:

8. FEDERAL ADVOCACY REPORT:

Recommendation: Receive the presentation.

9. RESERVOIRS 1 AND 2 PUMP STATION UPGRADES PROJECT QUARTERLY UPDATE:

Recommendation: Receive the presentation.

10. REBATE PROGRAMS UPDATE:

Recommendation: Receive the presentation.

11. BOARD WORKSHOP PLANNING:

Recommendation: Review agenda topics and discuss planning for the April 3, 2025 Board of Directors' workshop.

ACTION ITEMS:

12. CHANDER & CRODDY WELLS AND PIPELINE PROJECT:

Recommendation: Approve the Cooperative Cost Reimbursement Agreement with the City of Santa Ana for Croddy Way Street Improvements Project; and authorize the General Manager to execute the agreement.

REPORTS:

13. REPORT OF THE GENERAL MANAGER:

- December Key Indicators Report

14. DIRECTORS' REPORTS AND COMMENTS

INFORMATION ITEMS:

15. FEDERAL ADVOCACY UPDATE

16. STATE ADVOCACY UPDATE

17. ORANGE COUNTY UPDATE



In compliance with California law and the Americans with Disabilities Act, if you need disability-related modifications or accommodations, including auxiliary aids or services in order to participate in the meeting, or if you need the agenda provided in an alternative format, please call the District Secretary at (949) 631-1205. Notification 48 hours prior to the meeting will enable Mesa Water District (Mesa Water®) to make reasonable arrangements to accommodate your requests.

Members of the public desiring to make verbal comments using a translator to present their comments into English shall be provided reasonable time accommodations that are consistent with California law.

Agenda materials that are public records, which have been distributed to a majority of the Mesa Water Board of Directors (Board), will be available for public inspection at the District Boardroom, 1965 Placentia Avenue, Costa Mesa, CA and on Mesa Water's website at www.MesaWater.org. If materials are distributed to the Board less than 72 hours prior or during the meeting, the materials will be available at the time of the meeting.

**ADJOURN TO A REGULAR BOARD MEETING SCHEDULED FOR WEDNESDAY,
FEBRUARY 12, 2025 AT 4:30 P.M.**

DEVELOPER PROJECT STATUS REPORT

PROJECT STATUS - DEVELOPER PROJECTS			
Will Serve Letter Request	960 W. 16th Street	38 Residential Single Family Residence	Architect requested a Will Serve letter on 11/7/24. (1/14/25)
Will Serve Letter Request	2193-2195 Pacific Avenue	10-lot Small Subdivision with 3 Story SFH	Architect requested a Will Serve letter on 11/13/24. (1/14/25)
Will Serve Letter Request	Within the Fairview Development Center	Southern Region Emergency Operations Center (SREOC)	Within the Fairview Development Center. (1/14/25)
C0013-24-01	Fairview Park	Park	Application for New Service submitted on 3/14/24. 1st plan check submitted on 3/13/24 and returned on 4/28/24. 2nd plan check submitted on 5/3/24 and returned on 5/14/24. Badger meter ordered on 5/14/24. (1/14/25)
C0013-25-01	1250 Maple Drive	Ketchum-Libolt Park	Application for New Service submitted on 11/25/24. 1st plan check submitted on 11/25/24 and returned on 11/30/24. 2nd plan check submitted on 12/10/24 and returned on 12/19/24. (1/14/25)
C0013-25-02	782 Shalimar Drive	Shalimar Park	Application for New Service submitted on 11/27/24. 1st plan check submitted on 11/27/24 and returned on 12/7/24. (1/14/25)
C0013-25-03	Adams Avenue Medians	Adams Ave Medians between Harbor and Fairview	Application for New Service submitted on 12/16/24. 1st plan check submitted on 12/23/24 and returned on 12/28/24. (1/14/25)
C0014-24-02	600 Town Center Drive	Water Pipeline	Application for New Service submitted on 11/28/23 and plan check fee is not required. 1st plan check submitted on 12/1/23 and returned on 12/21/23. 2nd plan check submitted on 1/23/24 and returned on 1/31/24. 3rd plan check submitted on 5/22/24 and returned on 5/24/24. 4th plan check submitted on 7/18/24 and returned on 8/1/24. 5th plan check submitted on 8/8/24 and returned on 8/23/24. 6th plan check submitted on 9/16/24 and returned on 9/22/24. Permit submitted on 11/12/24. (1/14/25)
C0102-20-02	3550 Cadillac Avenue	Commercial	Plans received and plan check fees paid on 11/25/19. 1st plan check 11/25/19 and redlines emailed on 12/4/19. Issued plan check termination to owner due to non-responsiveness to complete plan check. 2nd plan check on 7/2/20 and returned on 7/5/20. 3rd plan check on 7/25/21 and returned on 7/31/21. 4th plan check on 8/24/21 and returned on 8/29/21. 5th plan check on 10/11/21 and returned on 10/12/21. 6th plan check on 10/22/21 and returned on 10/23/21. 7th plan check received 2/15/22 and returned on 2/17/22. 8th plan check submitted on 7/20/23. Permit issued on 8/17/23. (1/14/25)

DEVELOPER PROJECT STATUS REPORT

PROJECT STATUS - DEVELOPER PROJECTS			
C0158-21-01	396 E. 21st Street	Mobile Home Park	Plan check fees paid on 8/13/20 and Application for New Service submitted on 8/7/20. 1st plan check submitted on 7/30/20 and returned on 8/15/20. 2nd plan check submitted on 9/2/20 was rejected. Revised 2nd plan check submitted on 9/10/20 and returned on 9/12/20. Issued permit on 10/27/20. Precon held on 5/27/21. Extending permit for 6 months. Inspector dispatched to check job progress on 11/15/21 and 6/17/22. Work order created to check site and verify if any water-related work has begun on 7/18/23. Precon held on 1/23/24. (1/14/25)
C0183-21-01	148 E. 22nd Street	St. Mary Armenian Church	Plan check fee received on 2/4/21 and Application for New Service received on 6/22/21. 1st plan check submitted on 6/22/21 and returned on 7/3/21. 2nd plan check submitted on 9/15/21 and returned on 9/18/21. Permit issued on 11/16/21. Precon completed 2/7/22 and project to be built in 2 phases. Test shutdown on 2/11/22. Shutdown to cut-in tee completed on 2/14/22. Chlorination flush, swab, pressure test done on 2/22/22, and chlorination flush again on 2/23/22. Inspector dispatched to check job progress on 6/17/22. Precon for new phase of construction held on 9/27/22. Precon held with new contractor on 3/22/23. Shutdown for abandonment performed on 5/3/23. Contractor called for meter installs on 7/13/23. Refresher precon held with new contractor on 11/29/23. Met onsite with contractor to go over 2" service install on Virginia Place on 2/13/24. Installed 2" service on 4/15/24. Backflow placement checked on 5/1/24. (1/14/25)
C0202-21-01	1910 Federal Avenue	Single Family Home	Application for New Service submitted on 5/18/21 and plan check fee submitted on 5/18/21. 1st plan check submitted on 5/25/21 and returned on 6/3/21. 2nd plan check submitted on 8/30/21 and returned on 8/30/21. 3rd plan check submitted on 8/31/21 and returned on 9/1/21. Permit issued on 3/7/22. Precon held on 11/17/22. Water utility work scheduled to begin in January 2024. Precon held on 1/17/24. (1/14/25)
C0216-22-01	2750 Bristol Street	Commercial Property	Application for New Service submitted on 8/17/21 and waiting for plan check fee. 1st plan check submitted on 8/17/21 and returned on 8/20/21. 2nd plan check submitted on 8/20/21 and returned on 9/7/21. Permit issued on 8/31/22. Precon held on 12/8/22. Work order created to check site and verify if any water-related work has begun on 7/18/23. Precon held on 4/22/24 and a refresher precon held on 6/27/24. Excavations inspected on 11/3/24. (1/14/25)

DEVELOPER PROJECT STATUS REPORT

PROJECT STATUS - DEVELOPER PROJECTS			
C0270-22-01	2113 Thurin Street	Single Family Home	Application for New Service submitted on 3/18/22 and plan check fee submitted on 4/14/22. 1st plan check submitted on 3/18/22 and returned on 4/25/22. 2nd plan check submitted 10/25/22 and returned on 10/26/22. Permit issued on 12/20/22. Precon held on 5/22/23. Contractor still awaiting final City approval. (1/14/25)
C0274-22-01	120 Albert Place	Apartment Complex	Application for New Service submitted on 4/19/22 and plan check fee submitted on 4/29/22. 1st plan check submitted on 4/19/22 and returned on 4/29/22. 2nd plan check submitted on 5/31/22 and returned on 5/31/22. 3rd plan check submitted on 8/22/22 and returned on 8/22/22. 6th plan check submitted on 10/28/22 and returned on 10/29/22. Permit issued on 12/20/22. Work order created to check site and verify if any water-related work has begun on 7/18/23. Precon held on 4/24/24. Services installed and meter upgraded on 5/1/24. (1/14/25)
C0280-22-01	3303 Hyland Avenue	Tesla Charging Stations	Application for New Service submitted on 6/13/22 and no plan check fee as the infrastructure is for the City of Costa Mesa. 1st plan check submittal on 6/13/22 and returned on 6/14/22. Permit issued on 8/15/22. Precon held on 9/6/22. Trench excavation inspections to supervise Edison utility construction on 10/24/22, 10/25/22, 10/26/22, 10/31/22, 11/1/22, 11/3/22, and again on 11/17/22. Currently waiting for construction to begin on the other side of the street. Work order created to check site and verify if any water-related work has begun on 7/18/23. (1/14/25)
C0282-22-01	Fairview Road Medians	OC405 - Medians for City of Costa Mesa	Application for New Service submitted on 6/20/22 and no plan check fee as the infrastructure is for the City of Costa Mesa. 1st plan check submitted on 10/12/22 and returned on 10/16/22. 2nd plan check submitted on 11/3/22 and returned on 11/25/22. 3rd plan check revised 2nd plan check which was submitted on 12/18/22. 4th Plan Check submitted on 12/21/22 and returned on 12/22/22. 5th plan check submitted on 1/30/23 and returned on 2/5/23. Permit issued on 4/10/23. Precon held on 4/17/23. Backflow testing to unlock one of the meters on 5/15/23. (1/14/25)
C0283-22-01	2167 Miner Street	Two Single Family Homes	Application for New Service submitted on 6/21/22 and plan check fee submitted on 6/30/22. 1st plan check submittal on 6/23/22 and returned on 7/18/22. 2nd plan check submittal on 7/18/22 and returned on 7/19/22. 3rd plan check submittal on 1/5/23 and returned on 1/8/23. 4th plan check submittal on 1/10/23 and returned on 1/10/23. 5th plan check submitted on 1/11/23 and returned on 1/11/23. 6th plan check submitted on 4/8/23 and returned on 4/16/23. Permit issued on 5/16/23. (1/14/25)

DEVELOPER PROJECT STATUS REPORT

PROJECT STATUS - DEVELOPER PROJECTS			
C0304-23-01	2845 Mesa Verde Drive E	Church	Application for New Service submitted on 9/24/22 and waiting for plan check fee. 1st plan check submitted on 11/7/22 and returned on 11/12/22. 2nd plan check submitted on 1/19/23 and returned on 1/22/23. 3rd Plan Check submitted on 1/25/23 ad returned on 2/5/23. 4th plan check submitted on 9/5/23 and returned on 9/5/23. Permit issued on 10/30/23. Precon held on 7/10/24. (1/14/25)
C0315-23-01	3098 College Avenue	Single Family Home	Application for New Service submitted on 11/1/22 and plan check fee submitted on 11/3/22. 1st plan check submitted on 11/1/22 and returned on 11/6/22. 2nd plan check submitted 11/28/22 and returned 11/29/22. 3rd plan check submitted 12/7/22 and returned on 12/13/22. 4th plan check submitted on 7/14/23 and returned on 7/18/23. Permit issued on 8/17/23. Precon held on 11/20/23. (1/14/25)
C0325-23-01	482 Costa Mesa Street	Single Family Home	Application for New Service submitted on 11/15/22 and plan check fee submitted on 11/11/22. 1st plan check submitted on 11/22/22 and returned on 11/23/22. 2nd plan check submitted on 11/29/22 and returned on 11/30/22. Permit issued on 1/3/23. Precon held on 5/11/23. (1/14/25)
C0326-23-01	259 E. 21st Street	Accessory Dwelling Unit (ADU)	Application for New Service submitted on 11/18/22 and plan check fee submitted 11/19/22. 1st plan check submitted on 11/14/22 and returned on 11/20/22. 2nd plan check submitted on 11/22/22 and returned on 11/23/22. 3rd plan check submitted on 2/21/23 and returned on 2/21/23. 3rd plan check submitted on 4/1/24 and returned on 4/3/24. (1/14/25)
C0331-23-01	216 E. 18th Street	Single Family Home	Application for New Service submitted on 12/01/22 and plan check fee submitted 1/4/23. 1st plan check submitted on 12/1/22 and returned on 12/13/22. (1/14/25)
C0333-23-01	305 Flower Street	Single Family Home	Application for New Service submitted on 12/15/22 and plan check fee submitted on 12/7/22. 1st plan check submitted on 12/7/22 and returned on 12/18/22. 2nd plan check submitted on 1/14/23 and returned on 1/15/23. 3rd plan check submitted on 1/16/23 and returned on 1/16/23. 4th plan check submitted on 7/3/24 and returned on 7/7/24. 5th plan check submitted on 7/11/24 and returned on 7/14/24. Permit issued on 8/1/24. Precon held on 8/6/24. (1/14/25)
C0335-23-01	2050 President Place	Single Family Home	Application for New Service submitted on 12/13/22 and plan check fee received on 1/11/23. 1st plan check submitted on 12/13/22 and returned on 12/18/22. 2nd plan check submitted on 12/21/22 and returned on 1/12/23. 3rd plan check submitted 11/28/23 and returned on 12/2/23. Permit issued on 12/13/2023. (1/14/25)

DEVELOPER PROJECT STATUS REPORT

PROJECT STATUS - DEVELOPER PROJECTS			
C0336-23-01	899 Darrell Street	Single Family Home	Application for New Service submitted on 12/19/22 and waiting for plan check fee to be submitted. 1st plan check submitted on 12/16/22 and returned on 12/26/22. 2nd plan check submitted on 1/6/23 and returned on 1/8/23. Permit issued on 2/12/24. (1/14/25)
C0337-23-01	3350 Avenue of the Arts	Commercial	Application for New Service submitted on 1/5/23 and waiting for plan check fee to be submitted. 1st plan check submitted on 12/20/22 and returned on 1/16/23. 2nd plan check submitted on 4/13/23 and returned on 4/16/23. (1/14/25)
C0338-23-01	723 W. Wilson Street	Two ADUs	Application for New Service submitted on 1/8/23 and plan check fee submitted on 1/12/23. 1st plan check submitted on 1/8/23 and returned on 1/15/23. 2nd plan check submitted on 1/16/23 and returned on 1/16/23. Permit issued 3/13/23. Precon held on 9/6/23. (1/14/25)
C0340-23-01	2570 Fordham Drive	Single Family Home	Application for New Service submitted on 1/9/23 and waiting for plan check fee to be submitted. 1st plan check submitted on 10/20/22 and returned on 1/15/23. 2nd plan check submitted on 11/14/23 and returned on 11/14/23. 3rd plan check submitted on 11/17/23 and returned 11/18/23. Permit issued on 11/27/23. (1/14/25)
C0342-23-01	459 E. 18th Street	Single Family Home	Application for New Service submitted on 1/11/23 and waiting for plan check fee to be submitted. 1st plan check submitted on 1/11/23 and returned on 1/16/23. 2nd plan check submitted on 1/18 and returned on 1/22/23. 3rd plan check submitted on 11/10/23 and returned on 11/10/23. 4th plan check submitted on 11/16/23 and returned on 11/16/23. Permit issued on 1/22/24. (1/14/25)
C0352-23-01	3160 Bermuda Drive	Single Family Home with ADU	Application for New Service submitted on 1/30/23 and plan check fee submitted on 1/26/23. 1st plan check submitted on 1/29/23 and returned on 2/5/23. 2nd plan check submitted on 2/10/23 and returned on 2/11/23. (1/14/25)
C0354-23-01	1016 Concord Street	ADU	Application for New Service submitted on 1/29/23 and waiting for plan check fee. 1st plan check submitted on 1/29/23 and returned on 2/5/23. 2nd plan check submitted on 3/3/23 and returned on 3/5/23. (1/14/25)
C0356-23-01	707 Center Street	ADU	Application for New Service submitted on 10/20/22 and plan check fee paid 1/30/23. 1st plan check submitted on 12/02/22 and returned on 2/5/23. 2nd plan check submitted on 2/10/23 and returned on 2/10/23. (1/14/25)

DEVELOPER PROJECT STATUS REPORT

PROJECT STATUS - DEVELOPER PROJECTS			
C0358-23-01	571 Park Drive	ADU	Application for New Service and plan check fee were submitted on 2/1/23. 1st plan check submitted on 2/23/23 and returned 2/25/23. 2nd plan check submitted on 3/9/23 and returned on 3/11/23. (1/14/25)
C0359-23-01	307 Colleen Place	Single Family Home with ADU	Application for New Service submitted on 2/3/23 and plan check fee submitted 2/6/23. 1st plan check submitted on 2/6/23 and returned on 2/8/23. 2nd plan check submitted on 3/7/23 and returned on 3/11/23. 3rd plan check submitted on 9/21/23 and returned on 9/24/23. (1/14/25)
C0361-23-01	341 Westbrook Place	Single Family Home	Application for New Service submitted on 2/10/23 and waiting for plan check fee to be submitted. 1st plan check submitted on 2/10/23 and returned on 2/11/23. 2nd plan check submitted on 2/12/23 and returned on 2/13/23. Permit issued on 4/14/23. Precon held on 10/4/23. (1/14/25)
C0362-23-01	337 E. 20th Street	Single Family Home	Application for New Service submitted on 2/10/23 and waiting for plan check fee to be submitted. 1st plan check submitted on 2/10/23 and returned on 2/11/23. 2nd plan check submitted on 2/12/23 and returned on 2/13/23. 3rd plan check submitted on 2/17/23 and returned on 2/18/23. Permit issued on 6/5/23. (1/14/25)
C0363-23-01	174 E. 19th Street	Single Family Home	Waiting for Application for New Service and plan check fee submitted on 2/17/23. 1st plan check submitted on 2/20/23 and returned on 2/20/23. 2nd plan check submitted on 2/20/23 and returned on 2/20/23. (1/14/25)
C0364-23-01	2356 Cornell Drive	Single Family Home, ADU with Junior Accessory Dwelling Unit (JADU)	Waiting for both Application for New Service and plan check fee to be submitted. Waiting for 1st plan check to be submitted. (1/14/25)
C0366-23-01	2339 Colgate Drive	Single Family Home with Studio	Application for New Service submitted on 2/24/23 and waiting for plan check fee to be submitted. 1st plan check submitted 2/24/23 and returned on 2/25/23. 2nd plan check submitted on 3/2/23 and returned on 3/5/23. Permit issued on 5/16/23. (1/14/25)
C0367-23-01	1828 Samar Drive	Single Family Home	Application for New Service submitted on 3/30/23 and plan check fee submitted on 2/28/23. 1st plan check submitted on 3/30/23 and returned on 4/2/23. 2nd plan check submitted on 5/3/23 and returned on 5/4/23. Permit issued on 7/17/23. (1/14/25)
C0370-23-01	891 Presidio Drive	ADU	Application for New Service and plan check fee submitted on 3/14/23. 1st plan check submitted on 3/14/23 and returned on 3/26/23. 2nd plan check submitted on 3/29/23 and returned on 4/1/23. (1/14/25)

DEVELOPER PROJECT STATUS REPORT

PROJECT STATUS - DEVELOPER PROJECTS			
C0372-23-01	3565 Cadillac Avenue	Commercial	Application for New Service submitted on 3/17/23 and waiting for plan check fee to be submitted. 1st plan check submitted on 3/17/23 and returned on 3/26/23. 2nd plan check submitted on 3/30/23 and returned on 4/2/23. (1/14/25)
C0373-23-01	549 Bernard Street	4 Single Family Homes	Application for New Service submitted on 3/20/23 and waiting for plan check fee to be submitted. 1st plan check submitted on 3/20/23 and returned on 3/26/23. 2nd plan check submitted on 4/12/23 and returned on 4/16/23. 3rd plan check submitted on 9/7/23 and returned on 9/10/23. 4th plan check submitted on 10/6/23 and returned on 10/6/23. Permit issued on 6/17/24. (1/14/25)
C0374-23-01	2323 Placentia Avenue	Estancia High School - New Auditorium	Application for New Service submitted on 3/25/23 and plan check fee submitted on 3/22/23. 1st plan check submitted on 3/25/23 and returned on 3/26/23. 2nd plan check submitted on 3/29/23 and returned on 4/2/23. Permit issued on 6/5/23. Permit deadline extended to 6/1/25. (1/14/25)
C0375-23-01	965 Junipero Drive	Single Family Home	Application for New Service submitted on 3/22/23 and waiting for plan check fee to be submitted. 1st plan check submitted on 3/22/23 and returned on 3/26/23. 2nd plan check submitted on 3/30/23 and returned on 4/1/23. Permit issued on 8/31/23. (1/14/25)
C0377-23-01	3129 Country Club Drive	Senior Living Complex	Waiting for Application for New Service and plan check fee to be submitted. 1st plan check submitted on 3/24/23 and returned on 4/8/23. 2nd plan check submitted on 4/21/23 and returned on 5/2/23. 3rd plan check submitted on 11/20/24 and returned on 12/7/24. 4th plan check submitted on 12/10/24 and returned on 12/19/24. (1/14/25)
C0384-23-01	467 Magnolia Street	Single Family Home	Application for New Service submitted on 4/21/23 and plan check fee submitted via wire on 5/8/23. 1st plan check submitted on 4/26/23 and returned on 5/5/23. 2nd plan check submitted on 6/4/23 and returned on 6/12/23. 3rd plan check submitted on 9/27/23 and returned on 10/8/23. Permit issued on 11/9/23. (1/14/25)
C0386-23-01	1020 Grove Place	Single Family Home	Application for New Service submitted on 4/26/23 and plan check fee submitted on 4/26/23. 1st plan check submitted on 4/25/23 and returned on 5/7/23. (1/14/25)
C0387-23-01	471 Magnolia Street	Single Family Home	Application for New Service submitted on 4/26/23 and plan check fee submitted on 5/2/23. 1st plan check submitted on 4/26/23 and returned on 5/7/23. 3rd plan check submitted on 12/1/23 and returned on 12/3/23. Permit issued on 12/27/23. (1/14/25)

DEVELOPER PROJECT STATUS REPORT

PROJECT STATUS - DEVELOPER PROJECTS			
C0388-23-01	1978 Meyer Place and 1979 Anaheim Avenue	8 Townhomes	Application for New Service submitted on 4/26/23 and waiting for plan check fee to be submitted. 1st plan check submitted on 4/26/23 and returned on 5/5/23. 2nd plan check submitted on 6/18/23 and returned on 6/20/23. 3rd plan check submitted on 10/26/23 and returned on 11/2/23. Permit issued on 12/27/23. Precon held on 1/10/24. (1/14/25)
C0389-23-01	3144 Coolidge Avenue	Single Family Home	Application for New Service submitted on 4/28/23 and plan check fee submitted on 5/10/23. 1st plan check submitted on 4/28/23 and rejected. Revised 1st plan check submitted on 5/8/23 and returned on 5/9/23. 2nd plan check submitted on 5/18/23 and returned on 5/18/23. (1/14/25)
C0392-23-01	209 Flower Street	ADU	Application for New Service and plan check fee submitted on 5/11/23. 1st plan check submitted on 4/24/23 and returned on 5/18/23. 2nd plan check submitted on 5/31/23 and returned on 6/4/23. Permit submitted on 6/29/23. Precon held on 8/10/23. (1/14/25)
C0399-23-01	1115 Valley Circle	ADU	Application for New Service submitted on 6/12/23 and plan check fee submitted on 6/13/23. 1st plan check submitted on 6/5/23 and returned on 6/22/23. 2nd plan check submitted on 6/26/23 and returned on 6/27/23. Permit issued on 8/7/23. Precon held on 8/14/23. (1/14/25)
C0400-23-01	3258 Oregon Avenue	Single Family Home	Application for New Service submitted on 6/20/23 and plan check fee submitted on 6/12/23. 1st plan check submitted on 6/19/23 and returned on 6/22/23. 2nd plan check submitted on 8/15/23 and returned on 8/20/23. (1/14/25)
C0401-23-01	362 Hamilton Street	ADU	Application for New Service submitted on 6/20/23 and plan check fee submitted on 6/27/23. 1st plan check submitted on 6/19/23 and returned on 6/22/23. 2nd plan check submitted on 7/5/23 and returned on 7/6/23. 3rd plan check submitted on 9/16/24 and returned on 9/22/24. Revised 3rd plan check identified on 12/16/24 and submitted on 12/22/24. (1/14/25)
C0402-23-01	362 Rochester Street	ADU	Application for New Service submitted on 6/20/23 and plan check fee submitted on 6/20/23. 1st plan check submitted on 6/18/23 and returned on 6/22/23. 2nd plan check submitted on 6/26/23 and returned on 6/27/23. (1/14/25)
C0404-23-01	2784 Bluebird Drive	Single Family Home	Application for New Service submitted on 6/21/23 and plan check fee submitted on 6/21/23. 1st plan check submitted on 6/20/23 and returned on 6/22/23. 2nd plan check submitted on 6/23/23 and returned on 6/23/23. Permit issued on 8/7/23. Precon held on 6/13/24. (1/14/25)

DEVELOPER PROJECT STATUS REPORT

PROJECT STATUS - DEVELOPER PROJECTS			
C0410-24-01	1165 Boise Way	ADU and JADU	Application for New Service submitted on 7/3/2023 and the plan check fee was submitted on 7/20/23. 1st plan check submitted on 7/3/23 and returned on 7/9/23. 2nd plan check submitted on 8/4/23 and returned on 8/6/23. Permit issued on 12/2/24. (1/14/25)
C0413-24-01	865 Senate Street	Single Family Home	Waiting for Application for New Service and the plan check fee was submitted on 7/6/23. Waiting for the 1st plan check to be submitted. (1/14/25)
C0415-24-01	3084 College Avenue	Single Family Home	Application for New Service submitted on 7/11/23 and the plan check fee was submitted on 7/6/23. 1st plan check submitted on 7/22/23 and returned on 7/26/23. (1/14/25)
C0417-24-01	932 Capital Street	Single Family Home	Application for New Service submitted on 7/25/23 and the plan check fee was submitted on 7/25/23. 1st plan check submitted on 7/25/23 and returned on 7/29/23. 2nd plan check submitted on 7/31/23 and returned on 8/6/23. 3rd plan check submitted on 10/25/23 and returned on 11/2/23. (1/14/25)
C0419-24-01	2235 Miner Street	Single Family Home	Application for New Service submitted on 7/28/23 and the plan check fee was submitted on 7/28/23. 1st plan check submitted on 7/28/23 and returned on 7/30/23. 2nd plan check submitted on 8/7/23 and returned on 8/7/23. 3rd plan check submitted on 8/23/23 and returned on 8/27/23. 4th plan check submitted on 6/3/24 and returned on 6/9/24. 5th plan check submitted on 6/28/24 and returned on 7/6/24. (1/14/25)
C0421-24-01	1620 Sunflower Avenue	Commercial	Application for New Service submitted on 7/12/23 and the plan check fee was submitted on 8/3/23. 1st plan check submitted on 8/1/23 and returned on 8/6/23. 2nd plan check submitted on 8/16/23 and returned on 8/20/23. 3rd plan check submitted on 9/5/23 and returned on 9/5/23. (1/14/25)
C0422-24-01	522 Traverse Drive	ADU	Application for New Service submitted on 7/31/23 and the plan check fee was submitted on 8/3/23. 1st plan check submitted on 8/1/23 and returned on 8/6/23. 2nd plan check submitted on 8/16/23 and returned on 8/20/23. 3rd plan check submitted on 9/18/23 and returned on 9/24/23. (1/14/25)
C0425-24-01	2049 Monrovia Avenue	Single Family Home	Application for New Service and the plan check fee was submitted on 8/15/23. Waiting for 1st plan check submittal. (1/14/25)
C0427-24-01	526 Sturgeon Circle	Single Family Home	Application for New Service submitted on 8/25/23 and the plan check fee submitted on 8/29/23. 1st plan check submitted on 8/23/23 and returned on 9/4/23. 2nd plan check submitted on 10/3/23 and returned on 10/8/23. 3rd plan check submitted on 10/23/23 and returned on 10/23/23. Permit issued on 11/15/23. Precon held on 3/12/24. (1/14/25)

DEVELOPER PROJECT STATUS REPORT

PROJECT STATUS - DEVELOPER PROJECTS			
C0429-24-01	734 Center Street	Single Family Home	Application for New Service submitted on 8/31/23 and the plan check fee was submitted on 9/1/23. 1st plan check submitted on 8/25/23 and returned on 9/4/23. 2nd plan check submitted on 11/2/23 and returned on 11/2/23. 3rd plan check submitted on 7/25/24 and returned on 7/28/24. Permit issued on 9/25/24. (1/14/25)
C0430-24-01	854 Oak Street	ADU	Application for New Service submitted on 9/6/23 and the plan check fee was submitted on 9/6/23. 1st plan check submitted on 9/6/23 and returned on 9/17/23. 2nd plan check submitted on 9/21/23 and returned on 9/24/23. 3rd plan check submitted on 9/25/23 and returned on 10/8/23. (1/14/25)
C0434-24-01	234 Palmer Street	ADU	Application for New Service submitted on 10/9/23 and the plan check fee submitted on 10/9/23. 1st plan check submitted on 9/14/23 and returned on 10/22/23. (1/14/25)
C0436-24-01	354 La Perle Lane	ADU	Application for New Service submitted on 9/20/23 and the plan check fee was submitted on 9/22/23. 1st plan check submitted on 9/22/23 and returned on 9/24/23. 2nd plan check submitted on 10/6/23 and returned on 10/8/23. 3rd plan check submitted on 11/1/23 and returned on 11/2/23. 4th plan check submitted on 7/19/24 and returned on 7/21/24. Permit issued on 9/17/24. (1/14/25)
C0438-24-01	2900 Redwood Avenue	ADU	Application for New Service submitted on 9/28/23 and plan check fee submitted on 9/27/23. 1st plan check submitted on 9/24/23 and returned on 10/8/23. 2nd plan check submitted on 10/9/23 and returned on 10/22/23. (1/14/25)
C0439-24-01	2074 President Place	ADU	Application for New Service and plan check fee submitted on 9/28/23. 1st plan check submitted on 12/8/23 and returned on 12/17/23. 2nd plan check submitted on 1/30/24 and returned on 2/9/24. (1/14/25)
C0440-24-01	480 Broadway	ADU	Application for New Service submitted on 9/28/23 and plan check fee submitted on 9/27/23. 1st plan check submitted on 9/28/23 and returned on 10/8/23. (1/14/25)
C0441-24-01	2808 Nevis Circle	Single Family Home	Application for New Service submitted on 10/6/23 and waiting for the plan check fee to be submitted. 1st plan check submitted on 10/6/23 and returned on 10/8/23. 2nd plan check submitted on 10/12/23 and returned on 10/22/23. 3rd plan check submitted on 10/25/23 and returned on 11/2/23. Permit issued on 2/12/24. (1/14/25)
C0442-24-01	2041 Tustin Avenue	ADU	Application for New Service and plan check fee submitted on 10/12/23. 1st plan check submitted on 10/18/23 and returned on 10/22/23. 2nd plan check submitted on 11/2/23 and returned on 11/3/23. 3rd plan check submitted on 11/8/23 and returned on 11/9/23. (1/14/25)

DEVELOPER PROJECT STATUS REPORT

PROJECT STATUS - DEVELOPER PROJECTS			
C0444-24-01	1687 Orange Avenue	Commercial	Application for New Service submitted on 10/22/23 and plan check fee submitted on 10/11/23. 1st plan check submitted on 10/22/23 and returned on 10/23/23. 2nd plan check submitted on 11/7/23 and returned on 11/9/23. 3rd plan check submitted on 1/16/24 and returned on 1/28/24. 4th plan check submitted on 3/7/24 and returned on 3/10/24. (1/14/25)
C0445-24-01	331 Costa Mesa Street	Single Family Home with ADU	Application for New Service and plan check fee submitted on 11/2/23. 1st plan check submitted on 10/24/23 and returned on 11/3/23. 2nd plan check submitted on 11/13/23 and returned on 11/16/23. 3rd plan check submitted on 11/16/23 and returned on 11/16/23. Permit issued on 11/27/23. Precon held on 7/15/24. (1/14/25)
C0446-24-01	120 Virginia Place	Commercial	Application for New Service submitted on 10/17/23 and plan check fee submitted on 9/21/23. Waiting for 1st plan check to be submitted. (1/14/25)
C0447-24-01	486 Shady Drive	Single Family Home	Application for New Service submitted on 7/25/23 and plan check fee submitted on 8/29/23. Waiting for 1st plan check to be submitted. (1/14/25)
C0448-24-01	2378 Rutgers Drive	Single Family Home	Application for New Service submitted on 10/26/23 and waiting for plan check fee to be submitted. 1st plan check submitted on 10/26/23 and returned on 11/3/23. 2nd plan check submitted on 11/14/23 and returned on 11/16/23. (1/14/25)
C0449-24-01	980 Governor Street	Single Family Home	Application for New Service and plan check fee submitted on 10/27/23. 1st plan check submitted on 10/27/23 and returned on 11/3/23. 2nd plan check submitted on 11/9/23 and returned on 11/9/23. 3rd plan check submitted on 11/16/23 and returned on 11/16/23. 4th plan check submitted on 11/16/23 and returned on 11/16/23. (1/14/25)
C0450-24-01	631-639 Victoria Street	5 Single Family Homes	Application for New Service and plan check fee submitted on 10/30/23. 1st plan check submitted on 11/6/23 and returned on 11/18/23. 2nd plan check submitted on 11/28/23 and returned on 12/2/23. 3rd plan check submitted on 12/15/23 and returned on 12/18/23. (1/14/25)
C0451-24-01	233 22nd Street	JADU and Future ADU	Application for New Service submitted on 10/31/23 and plan check fee submitted on 10/30/23. 1st plan check submitted on 5/15/24 and returned on 5/26/24. 2nd plan check submitted on 7/24/24 and returned on 7/28/24. 3rd plan check submitted on 9/23/24 and returned on 10/6/24. Permit issued on 12/2/24. (1/14/25)

DEVELOPER PROJECT STATUS REPORT

PROJECT STATUS - DEVELOPER PROJECTS			
C0453-24-01	2220 Orange Avenue	Two ADUs	Application for New Service and plan check fee submitted on 11/2/23. 1st plan check submitted on 1/22/24 and returned on 1/28/24. 2nd plan check submitted on 1/29/24 and returned on 1/29/24. 3rd plan check submitted on 7/24/24 and returned on 7/28/24. Permit issued on 9/17/24. Precon held on 9/19/24. (1/14/25)
C0454-24-01	228 Costa Mesa Street	Single Family Home	Application for New Service submitted on 11/10/23 and plan check fee submitted on 11/15/23. 1st plan check submitted on 11/10/23 and returned on 11/15/23. 2nd plan check submitted on 11/20/23 and returned on 11/20/23. 3rd plan check submitted on 12/7/23 and returned on 12/7/23. (1/14/25)
C0456-24-01	738 Center Street	ADU	Application for New Service submitted on 11/28/23 and plan check fee submitted 12/6/23. 1st plan check submitted on 11/16/23 and returned on 01/01/24. (1/14/25)
C0457-24-01	1822 Pomona Avenue	ADU	Application for New Service submitted and plan check fee submitted on 11/9/23. 1st plan check submitted on 11/27/23 and returned on 11/27/23. 2nd plan check submitted on 12/14/23 and returned on 12/18/23. Permit issued on 1/22/24. (1/14/25)
C0458-24-01	2732 Lorenzo Avenue	Single Family Home with ADU	Application for New Service submitted on 11/28/23 and plan check fee submitted on 11/29/23. 1st plan check submitted on 11/26/23 and returned on 11/26/23. 2nd plan check /submitted on 12/5/23 and returned on 12/7/23. Permit issued on 2/12/24. (1/14/25)
C0459-24-01	268 E. 19th Street	Single Family Home	Application for New Service submitted on 11/28/23 and plan check fee submitted on 11/29/23. 1st plan check submitted on 12/1/23 and returned on 12/2/23. 2nd plan check submitted on 12/13/23 and returned on 12/18/23. 3rd plan check submitted on 12/21/23 and returned on 12/22/23. 4th plan check submitted on 2/8/24 and returned on 2/10/24. Permit issued on 2/29/24. (1/14/25)
C0463-24-01	1992 Orange Avenue	ADU	Application for New Service and plan check fee submitted on 12/20/23. Waiting for 1st plan check to be submitted. (1/14/25)
C0464-24-01	234 Cabrillo Street	Single Family Home	Application for New Service submitted on 12/20/23 and plan check fee submitted on 12/19/23. 1st plan check submitted on 11/30/23 and returned on 12/26/23. 2nd plan check submitted on 1/19/24 and returned on 1/28/24. Permit issued on 2/12/24. (1/14/25)

DEVELOPER PROJECT STATUS REPORT

PROJECT STATUS - DEVELOPER PROJECTS			
C0466-24-01	2730 Cibola Avenue	Single Family Home	Application for New Service submitted on 12/8/23 and plan check fee submitted on 12/15/23. 1st plan check submitted on 1/18/24 and returned on 1/28/24. 2nd plan check submitted on 2/2/24 and returned on 2/10/24. 3rd plan check submitted on 3/5/24 and returned on 3/10/24. (1/14/25)
C0467-24-01	2158 Charle Drive	Two ADUs	Application for New Service submitted on 9/9/23 and plan check fee submitted on 1/2/24. 1st plan check submitted on 11/29/23 and returned on 1/16/24. 2nd plan check submitted on 2/9/24 and returned on 2/10/24. (1/14/25)
C0469-24-01	185 Rochester Street	Two Single Family Homes	Application for New Service submitted on 1/18/24 and plan check fee submitted on 1/17/24. 1st plan check submitted on 1/18/24 and returned on 1/28/24. 2nd plan check submitted on 1/30/24 and returned on 1/30/24. 3rd plan check submitted on 2/22/24 and returned on 2/24/24. (1/14/25)
C0470-24-01	242 Palmer Street	Single Family Home	Application for New Service and plan check fee submitted on 1/17/24. 1st plan check submitted on 1/17/24 and returned on 1/28/24. 2nd plan check submitted on 2/15/24 and returned on 2/18/24. 3rd plan check submitted on 3/5/24 and returned on 3/10/24. Permit issued on 3/25/24. (1/14/25)
C0471-24-01	881 Capital Street	Single Family Home	Application for New Service submitted on 1/12/24 and plan check fee submitted on 1/17/24. 1st plan check submitted on 2/10/24 and returned on 2/11/24. (1/14/25)
C0472-24-01	3074 Molokai Place	Single Family Home	Application for New Service and plan check fee submitted on 1/17/24. 1st plan check submitted on 1/21/24 and returned on 1/28/24. 2nd Plan Check submitted on 1/31/24 and returned on 1/31/24. 3rd Plan check submitted on 2/6/24 and returned on 2/9/24. Permit issued on 2/29/24. (1/14/25)
C0475-24-01	375 22nd Street	ADU	Application for New Service submitted on 1/18/24 and plan check fee submitted on 1/19/24. 1st plan check submitted on 1/26/24 and returned on 1/28/24. 2nd Plan Check submitted on 2/5/24 and returned on 2/9/24. 3rd Plan Check submitted on 2/23/24 and returned on 2/24/24. Permit issued on 4/9/24. (1/14/25)
C0476-24-01	474 Cabrillo Street	ADU	Application for New Service submitted on 1/26/24 and waiting for plan check fee to be submitted. 1st plan check submitted on 1/26/24 and returned on 1/28/24. 2nd plan check submitted on 1/31/24 and returned on 2/4/24. 3rd plan check submitted on 2/9/24 and returned on 2/10/24. (1/14/25)

DEVELOPER PROJECT STATUS REPORT

PROJECT STATUS - DEVELOPER PROJECTS			
C0477-24-01	244 22nd Street	Single Family Home with ADU	Application for New Service and plan check fee submitted on 2/2/24. 1st plan check submitted on 2/6/24 and returned on 2/9/24. 2nd plan check submitted on 2/13/24 and returned on 2/18/24. 3rd plan check submitted on 2/20/24 and returned on 2/24/24. Permit issued on 3/8/24. Precon held on 9/18/24. (1/14/25)
C0478-24-01	88 Fair Drive	Commercial	Waiting for Application for New Service to be submitted and plan check fee submitted on 2/2/24. 1st plan check submitted on 2/2/24 and returned on 2/10/24. 2nd plan check submitted on 2/21/24 and returned on 2/24/24. 3rd plan check submitted on 10/6/24 and returned on 10/13/24. Permit issued on 12/13/24. (1/14/25)
C0479-24-01	1919 Federal Avenue	Single Family Home	Application for New Service submitted on 2/28/24 and waiting for plan check fee to be submitted. 1st plan check to be submitted on 2/28/24 and returned on 3/3/24. (1/14/25)
C0481-24-01	806 Towne Street	Single Family Home with ADU	Application for New Service and plan check fee submitted on 2/6/24. 1st plan check submitted on 4/5/24 and returned on 4/7/24. 2nd plan check submitted on 4/11/24 and returned on 4/12/24. 3rd plan check submitted 4/12/24 and returned 4/14/24. Permit issued on 4/25/24. (1/14/25)
C0482-24-01	178 Virginia Place	ADU	Application for New Service submitted on 1/11/24 and plan check fee submitted on 2/9/24. 1st plan check on 1/30/24 and returned on 2/18/24. 2nd plan check submitted on 7/12/24 and returned on 7/14/24. Permit issued 8/1/24. (1/14/25)
C0484-24-01	378 E. 18th Street	Two Single Family Homes with Two ADUs	Application for New Service submitted on 2/12/24 and waiting for plan check fee to be submitted. 1st plan check submitted on 2/13/24 and returned on 3/3/24. 2nd plan check submitted on 12/6/24 and returned on 12/7/24. 3rd plan check submitted on 12/24/24 and returned on 12/24/24. Permit issued on 1/2/2025. (1/14/25)
C0487-24-01	1184 Dorset Lane	ADU	Application for New Service submitted on 3/2/24 and plan check fee submitted on 2/28/24. 1st plan check submitted on 2/28/24 and returned on 3/3/24. 2nd plan check submitted on 3/5/24 and returned on 3/10/24. 3rd plan check submitted on 3/13/24 and returned on 3/20/24. Permit issued on 4/1/24. (1/14/25)
C0489-24-01	770 W. 19th Street	Single Family Home	Application for New Service submitted on 3/4/24 and plan check submitted on 3/7/24. 1st plan check submitted on 3/4/24 and returned on 3/10/24. 2nd plan check submitted on 4/15/24 and returned on 4/16/24. Permit issued on 11/25/24. (1/14/25)

DEVELOPER PROJECT STATUS REPORT

PROJECT STATUS - DEVELOPER PROJECTS			
C0490-24-01	260 Nassau Road	Single Family Home	Application for New Service and payment voucher submitted on 3/5/24. 1st plan check submitted on 3/6/24 and returned on 3/10/24. 2nd plan check submitted on 3/12/24 and returned on 3/13/24. 3rd plan check submitted on 3/14/24 and returned on 3/20/24. Permit issued on 4/3/24. (1/14/25)
C0493-24-01	278 Broadway	Two Single Family Homes	Application for New Service and plan check fee submitted on 3/12/24. 1st plan check submitted on 3/20/24 and returned on 3/20/24. 2nd plan check submitted on 3/21/24 and returned on 3/22/24. 3rd plan check submitted on 5/25/24 and returned on 5/26/24. 4th plan check submitted on 6/26/24 and returned on 7/15/24. Permit issued on 8/27/24. (1/14/25)
C0494-24-01	2765 Mendoza Drive	Single Family Home	Application for New Service and plan check fee submitted on 3/15/24. 1st plan check submitted on 4/25/24 and returned on 4/29/24. 2nd plan check submitted on 5/3/24 and returned on 5/6/24. 3rd plan check submitted on 5/15/24 and returned on 5/26/24. Permit was issued on 8/14/24. (1/14/25)
C0495-24-01	2155 Raleigh Avenue	ADU	Application for New Service and plan check fee submitted on 3/18/24. 1st plan check submitted on 3/19/24 and returned on 3/20/24. 2nd plan check submitted on 3/25/24 and returned on 3/25/24. 3rd plan check submitted on 4/10/24 and returned on 4/10/24. Permit issued on 4/23/24. Precon held on 8/6/24. (1/14/25)
C0497-24-01	212 E. 19th Street	Single Family Home Garage Conversion with ADU	Application for New Service submitted on 3/11/24 and plan check fee submitted on 3/18/24. 1st plan check submitted on 4/10/24 and returned on 4/12/24. 2nd plan check submitted on 4/17/24 and returned on 4/29/24. 3rd plan check submitted on 5/15/24 and returned on 5/21/24. 4th plan check submitted on 6/6/24 and returned on 6/9/24. Permit issued on 9/2/24. Precon held on 9/4/24. (1/14/25)
C0499-24-01	729 Center Street	Two ADUs	Application for New Service submitted on 3/21/24 and plan check fee submitted on 3/19/24. 1st plan check submitted on 3/21/24 and returned on 3/22/24. 2nd plan check submitted on 4/15/24 and returned on 4/16/24. 3rd plan check submitted on 6/11/24 and returned on 6/13/24. 4th plan check submitted on 9/14/24 and returned on 9/22/24. Permit issued on 10/7/24. (1/14/25)
C0500-24-01	2807 Loreto Avenue	Single Family Home	Application for New Service submitted on 3/24/24 and waiting for plan check fee to be submitted. 1st plan check submitted on 9/3/2022 and returned on 4/1/24. 2nd plan check submitted on 4/14/24 and returned on 4/14/24. Issued permit on 5/20/24. Permit voided on 10/1/24. 3rd plan check submitted on 10/28/24 and returned on 11/3/24. 4th plan check submitted on 11/20/24 and returned on 11/22/24. (1/14/25)

DEVELOPER PROJECT STATUS REPORT

PROJECT STATUS - DEVELOPER PROJECTS			
C0501-24-01	362 E. 22nd Street	Pipeline Relocation	Waiting for Application for New Service and plan check fee to be submitted. Waiting for 1st plan check to be submitted. (1/14/25)
C0503-24-01	316 & 318 22nd Street	Two Single Family Homes	Application for New Service submitted on 3/26/24 and plan check fee submitted on 3/27/24. 1st plan check submitted on 3/26/24 and returned on 4/1/24. 2nd plan check submitted on 4/3/24 and returned 4/7/24. Permit issued on 6/24/24. Precon held on 6/27/24. (1/14/25)
C0505-24-01	2147 Iris Place	ADU	Application for New Service submitted on 3/27/24 and plan check fee submitted on 3/29/24. 1st plan check submitted on 3/22/24 and returned on 4/1/24. 2nd plan check submitted 2nd plan check submitted on 4/4/24 and returned on 4/7/24. 3rd plan check submitted on 4/16/24 and returned on 4/16/24. Permit issued on 4/23/24. (1/14/25)
C0506-24-01	348 22nd Street	Single Family Home	Waiting for Application for New Service and plan check fee to be submitted. 1st plan check submitted on 3/29/24. (1/14/25)
C0507-24-01	1717 Irvine Avenue	Single Family Home	Application for New Service submitted on 3/25/24 and plan check fee submitted on 4/2/24. 1st plan check submitted on 4/2/24 and returned on 4/3/24. 2nd plan check submitted on 4/5/24 and returned on 4/7/24. Permit issued on 4/17/24. Precon held on 11/4/24. (1/14/25)
C0508-24-01	1650 Adams Avenue	Commercial	Application for New Service submitted on 4/11/24 and plan check fee submitted on 2/26/24. 1st plan check submitted on 4/16/24 and returned on 4/28/24. 2nd plan check submitted on 6/11/24 and returned on 6/13/24. 3rd plan check submitted on 6/24/24 and returned on 7/14/24. 4th plan check submitted on 7/24/24 and returned on 8/4/24. Permit issued on 9/17/24. Precon held on 11/14/24. Services installed on 12/18/24. Meters installed 12/19/24. Multiple tries with cholrination and testing, finally passed inspection on 1/10/25. (1/14/25)
C0509-24-01	247 Knox Street	Single Family Home	Application for New Service and plan check fee submitted on 4/17/24. 1st plan check submitted on 4/17/24 and returned on 4/22/24. 2nd plan check submitted on 4/29/24 and returned on 4/29/24. Permit issued on 5/20/24. (1/14/25)
C0510-24-01	3333 Susan Street	Apartment Complex	Waiting for Application for New Service and plan check fee to be submitted. Waiting for 1st plan check submittal. (1/14/25)
C0511-24-01	2995 Ceylon Drive	Single Family Home	Application for New Service submitted on 4/23/24 and waiting for plan check fee to be submitted. 1st plan check submitted on 4/22/24 and returned on 4/29/24. 2nd plan check submitted on 4/29/24 and returned on 4/30/24. (1/14/25)

DEVELOPER PROJECT STATUS REPORT

PROJECT STATUS - DEVELOPER PROJECTS			
C0512-24-01	695 Joann Street	ADU	Application for New Service submitted on 4/10/24 and plan check fee submitted on 4/23/24. 1st plan check submitted on 4/23/24 and returned on 4/29/24. 2nd plan check submitted on 4/29/24 and returned on 4/30/24. 3rd plan check submitted on 5/7/24 and returned on 5/16/24. (1/14/25)
C0514-24-01	3381 Summerset Circle	Single Family Home	Application for New Service submitted on 5/3/24 and plan check fee submitted on 5/4/24. 1st plan check submitted on 5/3/24 and returned on 5/15/24. 2nd plan check submitted on 6/10/24 and returned on 6/13/24. (1/14/25)
C0516-24-01	172 Flower Street	Single Family Home	Application for New Service submitted on 5/17/24. Plan check fee submitted on 5/6/24. 1st plan check to be submitted on 5/17/24 and returned on 5/26/24. (1/14/25)
C0518-24-01	913 W. 20th Street	ADU	Application for New Service and plan check fee submitted on 5/14/24. 1st plan check submitted on 5/13/24 and returned on 5/17/24. 2nd plan check submitted on 5/31/24 and returned on 6/2/24. 3rd plan check submitted on 8/2/24 and returned on 8/13/24. Permit issued on 9/4/24. (1/14/25)
C0519-24-01	3012 Java Road	Single Family Home	Application for New Service submitted on 5/13/24 and waiting for plan check fee to be submitted. 1st plan check submitted on 5/13/24 and returned on 5/26/24. 2nd plan check submitted on 5/27/24 and returned on 5/27/24. (1/14/25)
C0520-24-01	146 & 148 Rochester Street	Two Single Family Homes	Application for New Service and plan check fee submitted on 5/16/24. 1st plan check submitted on 5/16/24 and returned on 5/26/24. 2nd plan check submitted on 6/25/24 and returned on 6/30/24. 3rd plan check submitted on 11/26/24 and returned on 11/30/24. 4th plan check submitted on 12/19/24 and returned on 12/19/24.
C0522-24-01	840 Sonora Road	ADU	Application for New Service and plan check fee submitted on 5/16/24. 1st plan check submitted on 5/16/24 and returned on 5/26/24. 2nd plan check submitted on 5/29/24 and returned on 5/29/24. (1/14/25)
C0523-24-01	212 Broadway	ADU	Application for New Service submitted on 5/9/24 and waiting for plan check fee to be submitted. 1st plan check submitted on 5/16/24 and returned on 5/26/24. 2nd plan check submitted on 6/12/24 and returned on 6/13/24. Permit issued on 9/17/24. (1/14/25)
C0524-24-01	1051 W. Wilson Street	Single Family Home	Application for New Service submitted on 5/17/24 and plan check fee submitted on 5/20/24. 1st plan check submitted on 5/17/24 and returned on 5/26/24. 2nd plan check submitted on 7/2/24 and returned on 7/6/24. Permit issued on 8/1/2024. (1/14/25)

DEVELOPER PROJECT STATUS REPORT

PROJECT STATUS - DEVELOPER PROJECTS			
C0526-24-01	2205 Miner Street	ADU	Application for New Service submitted on 5/17/24 and plan check fee submitted 5/29/24. 1st plan check submitted on 5/17/24 and returned on 5/29/24. 2nd plan check submitted on 6/11/24 and returned on 6/13/24. 3rd plan check submitted on 6/20/24 and returned on 6/21/24. 4th plan check submitted on 7/14/24 and returned on 7/14/24. 5th plan check submitted on 7/15/24 and returned on 7/15/24. 6th plan check submitted on 7/27/24 and returned on 8/4/24. Permit issued on 10/15/24. (1/14/25)
C0527-24-01	2197 American Avenue	Single Family Home	Application for New Service submitted on 5/23/24 and waiting for plan check fee to be submitted. 1st plan check submitted on 5/23/24 and returned on 5/27/24. 2nd plan check submitted on 8/6/24 and returned on 8/13/24. Permit issued on 9/17/24. (1/14/25)
C0528-24-01	185 Cecil Place	Triplex	Application for New Service submitted on 5/23/24 and waiting for plan check fee to be submitted. 1st plan check submitted on 5/23/24 and returned on 5/27/24. 2nd plan check submitted on 6/17/24 and returned on 6/21/24. 3rd plan check submitted on 6/23/24 and returned on 6/23/24. Permit issued on 1/10/25. Precon held on 1/13/25. (1/14/25)
C0529-24-01	1336 Garlingford Street	ADU	Application for New Service submitted on 4/26/24 and plan check fee submitted on 6/13/24. 1st plan check submitted on 5/28/24 and returned on 6/13/24. 2nd plan check submitted on 8/12/24 and returned on 8/23/24. Permit issued on 10/15/24. (1/14/25)
C0530-24-01	1973 Rosemary Place	Single Family Home	Application for New Service submitted on 5/20/24 and plan check fee submitted 5/29/24. 1st plan check submitted on 6/3/24 and returned on 6/9/24. 2nd plan check submitted on 6/12/24 and returned on 6/13/24. Permit issued on 6/24/24. (1/14/25)
C0531-24-01	314 E. 20th Street	ADU	Application for New Service submitted on 5/6/24 and plan check fee submitted 6/10/24. 1st plan check submitted on 6/10/24 and returned on 6/13/24. 2nd plan check submitted on 6/17/24 and returned on 6/21/24. 3rd plan check submitted on 6/25/24 and returned on 6/30/24. (1/14/25)
C0533-24-01	111 Cecil Place	Triplex	Application for New Service and plan check fee submitted on 6/13/24. 1st plan check submitted on 6/5/24 and returned on 6/15/24. 2nd plan check submitted on 6/18/24 and returned on 6/21/24. 3rd plan check submitted 7/3/24 and returned on 7/7/24. 4th plan check submitted on 7/11/24 and returned on 7/14/24. 5th plan check submitted on 8/19/24 and returned on 8/24/24. Permit issued on 9/17/24. (1/14/25)

DEVELOPER PROJECT STATUS REPORT

PROJECT STATUS - DEVELOPER PROJECTS			
C0535-24-01	379 E. 20th Street	ADU	Application for New Service and plan check fee submitted on 6/21/24. 1st plan check submitted on 7/2/24 and returned on 7/6/24. 2nd plan check submitted on 7/8/24 and returned on 7/14/24. Revised 2nd plan check 11/12/24 and returned on 11/17/24. (1/14/25)
C0536-25-01	169 E. 18th Street	ADU	Application for New Service submitted on 6/25/24 and plan check fee submitted on 6/29/24. 1st plan check submitted on 6/25/24 and returned on 7/6/24. 2nd plan check submitted on 7/8/24 and returned on 7/14/24. 3rd plan check submitted on 7/27/24 and returned on 8/4/24. 4th plan check submitted on 8/5/24 and returned on 8/13/24. Permit issued on 9/4/24. (1/14/25)
C0537-25-01	275 Walnut Street	Single Family Home	Application for New Service submitted on 6/28/24 and plan check fee submitted on 7/5/24. 1st plan check submitted on 6/28/24 and returned on 7/6/24. 2nd plan check submitted on 7/12/24 and returned on 7/14/24. 3rd plan check submitted on 7/16/24 and returned on 7/21/24. Permit issued on 8/1/24. (1/14/25)
C0538-25-01	3020 Capri Lane	Single Family Home	Application for New Service submitted on 7/8/24 and plan check fee submitted on 7/9/24. 1st plan check submitted on 6/27/24 and returned on 7/14/24. 2nd plan check submitted on 9/18/24 and returned on 9/22/24. (1/14/25)
C0540-25-01	2033 National Avenue	Single Family Home	Application for New Service and plan check fee submitted on 7/1/24. 1st plan check submitted on 7/22/24 and returned on 7/28/24. 2nd plan check submitted on 8/27/24 and returned on 9/2/24. Permit issued on 12/2/24. (1/14/25)
C0541-25-01	481 Flower Street	ADU	Application for New Service submitted on 7/2/24 and plan check fee submitted on 6/14/24. 1st plan check submitted on 6/12/24 and returned on 7/7/24. 2nd plan check submitted on 7/8/24 and returned on 7/14/24. 3rd plan check submitted on 7/14/24 and returned on 7/15/24. Permit issued on 8/27/24. (1/14/25)
C0542-25-01	397 Vista Baya	Single Family Home with ADU	Application for New Service and plan check fee submitted on 7/1/24. 1st plan check submitted on 7/1/24 and returned on 7/7/24. Revised 1st plan check submitted on 7/15/24. 2nd plan check submitted on 7/15/24 and returned on 7/15/24. 3rd plan check submitted on 9/5/24 and returned on 9/14/24. (1/14/25)
C0543-25-01	948 Serra Way	Single Family Home with ADU	Application for New Service and plan check fee submitted on 7/5/24. 1st plan check submitted on 7/4/24 and returned on 7/7/24. 2nd plan check submitted on 7/11/24 and returned on 7/14/24. 3rd plan check submitted on 7/9/24 and returned on 7/14/24. Permit issued on 8/1/24. (1/14/25)

DEVELOPER PROJECT STATUS REPORT

PROJECT STATUS - DEVELOPER PROJECTS			
C0546-25-01	1018 and 1022 W. Wilson Street	Two Single Family Homes with Two ADUs	Application for New Service submitted on 7/17 and plan check fee submitted on 7/22/24. 1st plan check submitted on 7/21/24 and returned on 7/28/24. 2nd plan check submitted on 8/1/24 and returned on 8/4/24. 3rd plan check submitted 8/14/24 and returned on 8/24/24. Permit issued on 9/17/24. (1/14/25)
C0547-25-01	853 Congress Street	Single Family Home with JADU	Application for New Service submitted on 7/23/24 and waiting for plan check fee to be submitted. 1st plan check submitted on 7/23/24 and returned on 7/28/24. 2nd plan check submitted on 11/27/24 and returned on 11/30/24. 3rd plan check submitted on 12/4/24 and returned on 12/7/24. (1/14/25)
C0548-25-01	1592 and 1594 Redlands Place	Two Single Family Homes	Application for New Service submitted on 5/14/24 and plan check fee submitted on 8/6/24 1st plan check submitted on 7/26/24 and returned on 7/28/24. 2nd plan check submitted on 8/1/24 and returned on 8/12/24. 3rd plan check submitted on 8/26 and returned on 9/2/24. Permit issued on 9/17/24. Precon held on 1/13/25. Services installed on 1/14/25. (1/14/25)
C0549-25-01	2103 Monrovia Avenue	Single Family Home	Application for New Service and plan check fee submitted on 7/26/24. 1st plan check submitted on 7/26/24 and returned on 8/4/24. 2nd plan check submitted on 8/31/24 and returned on 9/2/24. (1/14/25)
C0550-25-01	276 E. 18th Street	ADU	Application for New Service submitted on 7/31/24 and plan check fee submitted on 7/30/24. 1st plan check submitted on 7/30/24 and returned on 8/4/24. 2nd plan check submitted on 8/16/24 and returned on 8/24/24. Permit issued on 9/4/24. (1/14/25)
C0551-25-01	440 Cabrillo Street	ADU	Application for New Service and plan check fee submitted on 8/1/24. 1st plan check submitted on 8/1/24 and returned on 8/4/24. 2nd plan check submitted on 8/13/24 and returned on 9/22/24. 3rd plan check submitted on 9/25/24 and returned on 10/6/24. Permit issued on 11/25/24. (1/14/25)
C0552-25-01	787 Joann Street	ADU	Application for New Service submitted on 7/16/24 and plan check fee submitted on 8/7/24. 1st plan check submitted on 8/1/24 and returned on 8/4/24. 2nd plan check submitted on 8/7/24 and returned on 8/13/24. (1/14/25)
C0554-25-01	2533 Greenbriar Lane	JADU	Application for New Service submitted on 7/19/24 and plan check fee submitted on 8/12/24. 1st plan check submitted on 7/19/24 and returned on 8/24/24. 2nd plan check submitted on 9/7/24 and returned on 9/14/24. (1/14/25)

DEVELOPER PROJECT STATUS REPORT

PROJECT STATUS - DEVELOPER PROJECTS			
C0556-25-01	1595 Newport Boulevard	Commercial	Application for New Service submitted on 7/30/24 and plan check fee submitted on 8/22/24. 1st plan check submitted on 7/30/24 and returned on 8/24/24. 2nd plan check submitted on 9/26/24 and returned on 10/6/24. (1/14/25)
C0557-25-01	374 & 376 Hamilton Street	Two Duplexes with Two ADUs	Application for New Service and plan check fee submitted on 8/23/24. 1st plan check submitted on 8/23/24 and returned on 8/25/24. 2nd plan check submitted on 10/22/24 and returned on 11/3/24. 3rd plan check submitted on 11/4/24 and returned on 11/4/24. 4th plan check submitted on 11/15/24 and returned on 11/22/24. Permit issued on 1/2/2025. (1/14/25)
C0559-25-01	140 Albert Place	ADU	Application for New Service and plan check fee submitted on 10/19/24. 1st plan check submitted on 10/13/24 and returned on 10/21/24. 2nd plan check submitted on 10/25/24 and returned on 11/3/24. (1/14/25)
C0560-25-01	757 Newton Way	Commercial	Application for New Service and plan check fee submitted on 8/27/24. 1st plan check submitted on 8/27/24 and returned on 9/2/24. 2nd plan check submitted on 12/19/24 and returned on 12/24/24. (1/14/25)
C0562-25-01	1787 Hummingbird Drive	Single Family Home	Application for New Service on 8/28/24 and plan check fee submitted on 8/29/24. 1st plan check submitted on 8/29/24 and returned on 9/2/24. 2nd plan check submitted on 9/20/24 and returned on 9/23/24. Permit issued on 10/7/24. (1/14/25)
C0564-25-01	3146 Bray Lane	ADU	Application for New Service on 8/16/24 and plan check fee submitted on 8/20/24. 1st plan check submitted on 8/30/24 and returned on 9/2/24. 2nd plan check submitted on 9/13/24 and returned on 9/22/24. Permit issued on 10/7/24. (1/14/25)
C0566-25-01	454 Costa Mesa Street	Single Family Home	Application for New Service and plan check fee submitted on 9/10/24. 1st plan check submitted on 9/9/24 and returned on 9/22/24. (1/14/25)
C0567-25-01	2108 Westminster Avenue	Single Family Home	Application for New Service and plan check fee submitted on 8/27/24. 1st plan check submitted on 8/27/24 and returned on 9/2/24. 2nd plan check submitted on 10/8/24 and returned on 10/13/24. Permit issued on 11/12/24. (1/14/25)
C0568-25-01	2011 Baltra Place	ADU	Application for New Service and plan check fee submitted on 9/11/24. 1st plan check submitted on 9/11/24 and returned on 9/22/24. 2nd plan check submitted on 10/25/24 and returned on 11/3/24. Permit issued on 11/12/24. (1/14/25)

DEVELOPER PROJECT STATUS REPORT

PROJECT STATUS - DEVELOPER PROJECTS			
C0569-25-01	1034 Linden Place	ADU	Application for New Service submitted on 9/5/24 and plan check fee submitted on 9/12/24. 1st plan check submitted on 9/5/24 and returned on 9/22/24. (1/14/25)
C0571-25-01	1817 Tustin Avenue	Single Family Home	Application for New Service and plan check fee submitted on 9/18/24. 1st plan check submitted on 9/18/24 and returned on 9/22/24. 2nd plan check submitted on 9/27/24 and returned on 10/6/24. (1/14/25)
C0572-25-01	2141 Aster Place	ADU	Application for New Service submitted on 9/19/24 and plan check fee submitted on 9/18/24. 1st plan check submitted on 9/19/24 and returned on 9/22/24. 2nd plan check submitted on 10/2/24 and returned on 10/6/24. Permit issued 11/12/24. (1/14/25)
C0574-25-01	243 22nd Street	JADU	Application for New Service and plan check fee submitted on 9/23/24. 1st plan check submitted on 9/20/24 and returned on 10/6/24. 2nd plan check submitted on 10/11/24 and returned on 10/13/24. Permit issued by hand on 11/14/24. (1/14/25)
C0575-25-01	883 Towne Street	Single Family Home	Application for New Service submitted on 9/13/24 and plan check fee submitted on 9/17/24. 1st plan check submitted on 9/23/24 and returned on 10/6/24. 2nd plan check submitted on 10/21/24 and returned on 11/3/24. 3rd plan check submitted on 11/5/24 and returned to 11/5/24. Permit issued on 11/12/24. (1/14/25)
C0576-25-01	2916 Andros Street	Single Family Home	Application for New Service submitted on 9/19/24 and plan check fee submitted on 9/24/24. 1st plan check submitted on 9/19/24 and returned on 10/6/24. 2nd plan check submitted on 10/16/24 and returned on 10/20/24. 3rd plan check submitted on 10/21/24 and returned on 11/3/24. Permit issued on 11/12/24. (1/14/25)
C0577-25-01	969 Grove Place	ADU	Application for New Service submitted on 10/4/24 and plan check fee submitted on 10/9/24. 1st plan check submitted on 10/4/24 and returned on 10/13/24. 2nd plan check submitted on 10/31/24 and returned on 11/3/24. 3rd plan check submitted on 12/16/24 and returned on 12/24/24. (1/14/25)
C0578-25-01	3065 Ceylon Road	Single Family Home	Application for New Service submitted on 10/10/24 and plan check fee submitted on 10/11/24. 1st plan check submitted on 10/11/24 and returned on 10/13/24. 2nd plan check submitted on 10/24/24 and returned on 11/3/24. 3rd plan check submitted on 11/5/24 and returned on 11/10/24. 4th plan check submitted on 11/11/24 and returned 11/11/24. Permit issued on 12/2/24. (1/14/25)

DEVELOPER PROJECT STATUS REPORT

PROJECT STATUS - DEVELOPER PROJECTS			
C0579-25-01	418 Ogle Circle	Single Family Home	Application for New Service and plan check fee submitted on 10/11/24. 1st plan check submitted on 11/7/24 and returned on 11/10/24. (1/14/25)
C0580-25-01	1130 Austin Street	ADU	Application for New Service submitted on 9/17/24 and plan check fee submitted on 9/24/24. 1st plan check submitted on 9/24/24 and returned on 10/20/24. 2nd plan check submitted on 10/24/24 and returned on 11/3/24. Permit issued on 12/20/24. (1/14/25)
C0581-25-01	2858 Serang Place	JADU	Application for New Service submitted on 10/2/24 and plan check fee submitted on 10/15/24. 1st plan check submitted on 10/31/24 and returned on 11/3/24. 2nd plan check submitted on 11/5/24 and returned on 11/10/24. 3rd plan check submitted on 12/11/24 and returned on 12/19/24. 4th plan check submitted on 1/3/25 and returned on 1/6/25. (1/14/25)
C0582-25-01	243 Magnolia Street	ADU	Application for New Service submitted on 10/16/24 and plan check fee submitted on 10/15/24. 1st plan check submitted on 10/15/24 and returned on 10/20/24. (1/14/25)
C0583-25-01	2136 Republic Avenue	Single Family Home	Application for New Service and plan check fee submitted on 10/16/24. 1st plan check submitted on 10/16/24 and returned on 10/20/24. 2nd plan check submitted on 10/31/24 and returned on 11/3/24. 3rd plan check submitted on 11/7/24 and returned on 11/10/24. Permit issued on 12/2/24. (1/14/25)
C0584-25-01	222-236 Victoria Place	40 Single Family Homes	Application for New Service and plan check fee submitted on 10/17/24. 1st plan check submitted on 10/17/24 and returned on 11/10/24. 2nd plan check submitted on 11/21/24 and returned on 12/3/24. 3rd plan check submitted on 12/5/24 and returned on 12/7/24. (1/14/25)
C0585-25-01	976 Paularino Avenue	Single Family Home	Application for New Service submitted on 10/19/24 and plan check fee submitted on 10/24/24. 1st plan check submitted on 10/19/24 and returned on 10/20/24. 2nd plan check submitted on 10/28/24 and returned on 11/3/24. (1/14/25)
C0586-25-01	1849 Kentucky Place	Single Family Home	Application for New Service submitted on 10/29/24 and plan check fee submitted on 10/21/24. 1st plan check submitted on 10/19/24 and returned on 11/3/24. Permit issued on 12/2/24. (1/14/25)
C0588-25-01	2156 and 2158 Myran Drive	Two Single Family Homes	Application for New Service submitted on 10/16 and plan check fee submitted on 10/29/24. 1st plan check submitted on 10/29/24 and returned on 11/3/24. 2nd plan check submitted on 11/5/24 and returned on 11/5/24. 3rd plan check submitted on 11/7/24 and returned on 11/10/24. Permit issued on 12/2/24. (1/14/25)

DEVELOPER PROJECT STATUS REPORT

PROJECT STATUS - DEVELOPER PROJECTS			
C0589-25-01	470 Flower Street	ADU	Application for New Service and plan check fee submitted on 10/29/24. 1st plan check submitted on 10/29/24. (1/14/25)
C0590-25-01	2666 Harbor Boulevard	Commercial	Application for New Service submitted on 10/23 and plan check fee submitted on 10/29/24. 1st plan check submitted on 10/23/24 and returned on 11/10/24. 2nd plan check submitted on 11/24/24 and returned on 12/7/24. 3rd plan check submitted on 12/11/24 and returned on 12/26/24. 4th plan check submitted on 1/2/25 and returned on 1/3/25. (1/14/25)
C0591-25-01	2009 Lemnos Drive	ADU	Application for New Service submitted on 10/25 and plan check fee submitted on 10/29/24. 1st plan check submitted on 10/24/24 and returned on 11/4/24. 2nd plan check submitted on 11/5/24 and returned on 11/5/24. 3rd plan check submitted on 11/14/24 and returned on 11/17/24. Permit issued on 12/2/24. (1/14/25)
C0593-25-01	2187 Meyer Place	Single Family Home	Application for New Service and plan check fee submitted on 11/6/24. 1st plan check submitted on 11/6/24 and returned on 11/11/24. 2nd plan check submitted on 11/21/24 and returned on 11/23/24. 3rd plan check submitted on 11/27/24 and returned on 11/30/24. 4th plan check submitted on 12/4/24 and returned on 12/7/24. Permit issued on 12/20/24. (1/14/25)
C0594-25-01	2977 Country Club Drive	Single Family Home	Application for New Service submitted on 11/8/24 and plan check fee submitted on 11/12/24. 1st plan check submitted on 12/2/24 and returned on 12/2/24. 2nd plan check submitted on 12/4/24 and returned on 12/7/24. (1/14/25)
C0595-25-01	186 Costa Mesa Street	ADU	Application for New Service submitted on 11/12/24 and plan check fee submitted on 9/23/24. 1st plan check submitted on 11/12/24 and returned on 11/17/24. 2nd plan check submitted on 12/4/24 and returned on 12/7/24. (1/14/25)
C0596-25-01	387 Ramona Way	Single Family Home	Application for New Service submitted on 10/31/24 and plan check fee submitted on 11/14/24. 1st plan check submitted on 10/31/24 and returned on 11/17/24. 2nd plan check submitted on 11/20/24. 3rd plan check submitted on 12/9/24 and returned on 12/19/24. (1/14/25)
C0597-25-01	2314 College Drive	ADU	Application for New Service submitted on 9/23/24 and plan check fee submitted on 9/27/24. 1st plan check submitted on 9/26/24 and returned on 11/22/24. 2nd plan check submitted on 11/27/24 and returned on 11/30/24. (1/14/25)

DEVELOPER PROJECT STATUS REPORT

PROJECT STATUS - DEVELOPER PROJECTS			
C0598-25-01	2297 La Linda Court	Single Family Home	Application for New Service submitted on 11/16/24 and plan check fee submitted on 11/19/24. 1st plan check submitted on 10/26/24 and returned on 11/22/24. 2nd plan check submitted on 12/3/24 and returned on 12/7/24. 3rd plan check submitted on 12/16/24 and returned on 12/19/24. (1/14/25)
C0600-25-01	2702 Canary Drive	Single Family Home	Application for New Service and plan check fee submitted on 10/23/24. 1st plan check submitted on 11/21/24 and returned on 11/23/24. 2nd plan check submitted on 12/9/24 and returned on 12/19/24. Permit issued on 1/2/2025. Precon held on 1/9/25. (1/14/25)
C0601-25-01	1714 Labrador Drive	Single Family Home	Application for New Service and plan check fee submitted on 11/22/24. 1st plan check submitted on 11/22/24 and returned on 11/23/24. 2nd plan check submitted on 11/27/24 and returned on 11/30/24. 3rd plan check submitted on 12/2/24 and returned on 12/7/24. (1/14/25)
C0602-25-01	241 Ogle Street	Three Single Family Homes	Application for New Service and plan check fee submitted on 10/23/24. 1st plan check submitted on 10/23/24 and returned on 11/23/24. 2nd plan check submitted on 12/16/24 and returned on 12/24/24. (1/14/25)
C0603-25-01	3499 San Rafael Circle	Single Family Home	Application for New Service and plan check fee submitted on 11/25/24. 1st plan check submitted on 11/25/24 and returned on 11/30/24. 2nd plan check submitted on 12/8/24 and returned on 12/8/24. 3rd plan check submitted on 12/18/24 and returned on 12/24/24. (1/14/25)
C0604-25-01	1704 Samer Drive	Single Family Home	Application for New Service and plan check fee submitted on 11/26/24. 1st plan check submitted on 11/25/24 and returned on 11/30/24. 2nd plan check submitted on 12/10/24 and returned on 12/19/24. (1/14/25)
C0605-25-01	317 Rochester Street	ADU	Application for New Service and plan check fee submitted on 11/26/24. 1st plan check submitted on 11/26/24 and returned on 12/7/24. 2nd plan check submitted on 12/20/24 and returned on 12/24/24. (1/14/25)
C0606-25-01	1559 Placentia Avenue	Commercial	Application for New Service submitted on 11/27/24 and waiting for plan check fee to be submitted. 1st plan check submitted on 11/22/24 and returned on 11/30/24. (1/14/25)
C0607-25-01	2208 Puente Avenue	ADU	Application for New Service and plan check fee submitted on 12/3/24. 1st plan check submitted on 12/3/24 and returned on 12/8/24. (1/14/25)
C0608-25-01	1600 Adams Avenue	Commercial	Waiting for Application for New Service and plan check fee to be submitted. Waiting for 1st plan check to be submitted. (1/14/25)

DEVELOPER PROJECT STATUS REPORT

PROJECT STATUS - DEVELOPER PROJECTS			
C0609-25-01	2055 Calvert Avenue	Single Family Home	Application for New Service and plan check fee submitted on 12/5/24. 1st plan check submitted on 12/4/24 and returned on 12/9/24. (1/14/25)
C0610-25-01	2235 Meyer Place	Single Family Home	Application for New Service submitted on 12/5/24 and plan check fee submitted on 12/10/24. 1st plan check submitted on 12/5/24 and returned on 12/19/24. 2nd plan check submitted on 12/23/24 and returned on 12/24/24. 3rd plan check submitted on 12/26/24 and returned on 12/26/24. 4th plan check submitted on 1/3/2025 and returned on 1/3/2025. (1/14/25)
C0611-25-01	2130 Monrovia Avenue	Single Family Home	Application for New Service and plan check fee submitted on 12/9/24. 1st plan check submitted on 12/9/24 and returned on 12/19/24. (1/14/25)
C0612-25-01	363 Flower Street	ADU	Application for New Service and plan check fee submitted on 12/9/24. 1st plan check submitted on 12/9/24 and returned on 12/19/24. 2nd plan check submitted on 12/23/24 and returned on 12/24/24. (1/14/25)
C0613-25-01	3119 Madeira Avenue	Single Family Home	Application for New Service and plan check fee submitted on 12/10/24. 1st plan check submitted on 12/10/24 and returned on 12/19/24. (1/14/25)
C0614-25-01	2301 S. Shelley Circle	Southern Region Emergency Operations Center (SREOC)	Application for New Service submitted on 12/10/24. Waiting for plan check fee to be submitted. 1st plan check submitted on 12/10/24. (1/14/25)
C0615-25-01	2148 Rural Lane	ADU	Application for New Service submitted on 12/16/24. Plan check fee submitted on 12/18/24. 1st plan check submitted on 12/16/24 and returned on 12/20/24. 2nd plan check submitted on 12/30/24 and returned on 1/3/25. (1/14/25)
C0616-25-01	3133 Dublin Street	Single Family Home	Application for New Service submitted on 12/23/24 and waiting for plan check fee submittal. 1st plan check submitted on 12/23/24 and returned on 12/26/24. (1/14/25)
C0617-25-01	2060 Monrovia Avenue	Single Family Home	Application for New Service and plan check fee submitted on 12/24/24. 1st plan check submitted on 12/24/24 and returned on 12/26/24. (1/14/25)
C0618-25-01	1959 Orange Avenue	Single Family Home	Application for New Service submitted on 11/4/24 and plan check fee submitted on 12/2/24. 1st plan check submitted on 12/27/24 and returned on 12/29/24. (1/14/25)

MESA WATER AND OTHER AGENCY PROJECTS STATUS REPORT

January 2025

Reservoirs 1 and 2 Pump Station Upgrades Project

File No.: M21-210B2

Description: The Reservoir Upgrades Project has several components to increase the efficiency and reliability of Reservoirs 1 and 2: Chemical storage and feed systems (sodium hypochlorite and aqueous ammonia) to help reduce nitrification issues in the distribution system; Pump replacement and conversion of drivers from gas engines to electrical motors; Upgrades to reservoir electrical service through SCE; Installation of diesel generator systems to power the reservoirs in the event of an emergency; Miscellaneous system rehabilitation and upgrades including electrical gear replacement, pipeline rehabilitation, pipeline modifications, and instrument replacement based on the results of site visits and related analyses; and Slurry Dewatering Pit upgrades located at the Reservoir 1 site.

Status: Following the approval of the recommendations of the Water, Power, and Supply Chain Reliability Assessment, Mesa Water developed a design Scope of Work for the Reservoirs 1 and 2 Upgrades Project. A proposal was solicited from a CIPR on-call design consultant and the project's Preliminary and Final Design was kicked off in May 2021. The consultant delivered a draft version of Technical Memorandum No.1 – Reservoir 1 Site Master Plan and the draft Permit Plan in July 2021. Following Mesa Water's review of TM1 and the Permit Plan, the consultant began work on the Preliminary Design Report. The Preliminary Design Report was delivered in November 2021 and the Preliminary Design Report Workshop was held in September 2021. In March 2023, the Final Bid documents and cost estimate were received and reviewed by staff. After receiving approval for the project's reduced scope, the project team began modifying the Bid Documents. The revised Bid Documents were received in August 2023. Request for Bids were released to the prequalified contractors in August 2023. A job walk was conducted in August 2023 and attended by five prequalified contractors. The bid opening was held in October 2023. Four bids were received. A recommendation for contract time extension negotiation and award was approved November 2023. The contract time extension negotiation to accommodate equipment lead times was completed and Notice to Proceed was provided January 2024. A preconstruction meeting and a site walk with the contractor team were held February 2024. The construction team mobilized at Reservoir 2 in June 2024 and Reservoir 1 in October 2024. The contractor installed and started new mixers in Reservoir 2 in August 2024. At Reservoir 2, the contractor poured and coated the concrete foundation for the Reservoir chemical facility and is constructing yard piping. At Reservoir 1, the contractor has demolished yard structures, excavated for the new Heavy

MESA WATER AND OTHER AGENCY PROJECTS STATUS REPORT

January 2025

Equipment Port and Slurry Dewatering Pit, and poured concrete foundations and walls.

Capital Improvement Program Update

File No.: M24-104

Description: Develop a prioritized 10- year Capital Improvement Program (CIP) for water system improvements, including an updated supply and demand analysis, calibration of the hydraulic model, District-wide asset condition assessment, and development of a roadmap for Asset Management Program implementation.

Status: A contract was awarded to Carollo Engineers in May 2024. Technical Memo (TM) 1 Demands and TM 2 Supply were received in October 2024 and were reviewed by Staff ahead of the Workshop on October 21, 2024. Revised TM 1 and TM 2 are expected by the end of Calendar Year 2024. Staff provided pressure logger data and production data for the Hydraulic Model calibration in August 2024. Carollo's team performed asset condition assessment field work in August and September 2024. The Hydraulic Model TM was received in December 2024, and the workshop to review the TM was held on December 17, 2024. Staff provided additional data to the Carollo team to improve the hydraulic model calibration. A workshop to define the Asset Management Software Requirements was held in October 2024. Asset Management Software demonstrations were held in November and December 2024. TM 5 Regulatory Requirements was received in October 2024 and was reviewed by staff. A workshop to define the asset Consequence of Failure was held on January 7, 2025. TM 3 Transmission Systems Evaluation was received on January 9, 2025 and is being reviewed by staff. TM 9 Condition Assessment is expected in January 2025.

Local groundwater Supply Improvement Project (Local SIP)

File No.: M24-105

Description: The Local SIP will develop a feasibility study that meets the requirements of the Bureau of Reclamation's Feasibility Study Directives and Standards (WTR 11-01) for a brackish groundwater desalination facility. The project is being conducted in partnership and cost sharing with OCWD, City of Huntington Beach, and City of Newport Beach.

Status: A contract was awarded to Black & Veatch Corporation in May 2024. The project team has completed the evaluation of aquifer zones and selected

MESA WATER AND OTHER AGENCY PROJECTS STATUS REPORT

January 2025

three areas on which to focus the feasibility study: the Huntington Beach Mesa, Newport Mesa, and the Talbert Gap. The project team is currently modeling potential wellfield locations, developing treatment plant footprints for the expected range of water quality, and evaluating potential treatment plant locations based on required footprints.

Interagency Water Transfers

File No.: M25-101

Description: Conduct a feasibility study to determine if Mesa Water can reliably serve groundwater to the City of Huntington Beach.

Status: A Cooperative Agreement was executed with the City of Huntington Beach in October 2024. Staff is currently working with the City of Huntington Beach to finalize the scope of work and the Request for Proposal (RFP) requirements.

Plan Check Management System

File No.: M25-102

Description: Develop a Request for Proposal for a new Plan Check system.

Status: Staff is contacting various consulting companies and vendors to discuss and analyze available electronic Plan Check systems to develop a scope of work for the preliminary project phase.

Pipeline Integrity Program

File No.: M25-103

Description: Implement Resolution No. 1525 Replacement of Assets.

Status: Since its inception in 2015, the Pipeline Integrity Program has been implemented by staff to use pipeline condition, rather than pipeline age, to prioritize pipeline replacements. The current and previous fiscal year's progress is described in this report. In Fiscal Year 2024 (FY24), the Pipeline Integrity Program Consultant reviewed mainline break data from FY22 and FY23 and recommended condition assessment for pipeline groups with break thresholds that exceed the standards of Resolution No. 1525. These recommendations were presented to the Board in September 2023. Based on the recommendations, Staff negotiated a proposal for ePulse condition assessment of 2.2 miles of AC pipe. The

MESA WATER AND OTHER AGENCY PROJECTS STATUS REPORT

January 2025

field work was completed in May 2024 and the report was received in July 2024. The results of the condition assessment were reviewed by the Pipeline Integrity Program Consultant. The consultant's report was received in October 2024 was reviewed by staff. No AC pipelines were recommended in the report. Additionally, MWDOC staff performed 100 miles of Leak Detection in May and June 2024. The final leak detection report was received in June 2024 and no mainline leaks were reported. Staff is evaluating the feasibility of a condition assessment technology for small diameter metal pipelines, and has requested a proposal from a vendor.

Mesa Water Education Center Flagpole

File No.: M25-104

Description: Evaluate the most appropriate location and height of the flagpole at the MWRF. Then execute the construction of the selected flagpole.

Status: Staff received a draft report regarding the installation of a flagpole at the Mesa Water Education Center in December 2024. Staff is currently reviewing the draft report.

Mesa Water Reliability Facility Electric Vehicle Charging Station

File No.: M25-105

Description: Conduct a feasibility study and preliminary cost estimate of constructing electric vehicle (EV) charging stations at the Mesa Water® Reliability Facility (MWRF).

Status: Staff is currently working with consulting companies and vendors to develop a feasibility report.

Water Quality Call Report December 2024

No Water Quality Calls to Report

Payment Listing by Class

12/1/2024 - 12/31/2024

Vendor Name	Check #/Count	Payment Date	Invoice Number	Invoice Description	Payment Amount
SHANEKA MORRIS	000012958	12/05/24	12.4.24	Req: 7262	\$30.00
	1				\$30.00
Total	1				\$30.00
CAPITAL					
CAROLLO ENGINEERS	000012945	12/05/24	FB57739	M24-104 THRU 09/30/24	\$188,784.37
	000013038	12/19/24	FB58451	HYDRAULIC MODELING	\$12,012.50
	2				\$200,796.87
SUNBELT RENTALS INC.	000013002	12/13/24	162276692- 0001	PROPANE	\$79.34
	1				\$79.34
Total CAPITAL	3				\$200,876.21
CHECK SIGNATURE EXEMPT					
SOUTHERN CALIFORNIA EDISON CO	000013082	12/26/24	4089NOV24	12.03.24 STATEMENT	\$193,556.10
	1				\$193,556.10
SOUTHERN CALIFORNIA GAS CO	000013000	12/13/24	05200799004N OV24	10/18 - 11/19/24	\$4,591.57
		12/13/24	08520813000N OV24	09/20 - 10/22/24 08520813000	\$52.84
		12/13/24	08940813002N OV24.1	GAS	\$1,047.95
	000013065	12/19/24	05060829172N OV24	NOV 2024	\$9,331.89
		12/19/24	0852081300NO V24	NOV 2024	\$59.86
	2				\$15,084.11
Total CHECK SIGNATURE EXEMPT	3				\$208,640.21
DEPARTMENT EXPENSE					
CA DEPT OF PUBLIC HEALTH	000012980	12/13/24	2025NEW	Req: 7268	\$53.00
	1				\$53.00
CALPERS BENEFIT PAYMENTS	0200141	12/05/24	1000000177412 48	DECEMBER HEALTH NON PERS	\$7,116.68
	0200142	12/05/24	1000000177412 46	DECEMBER HEALTH	\$49,948.96
	0200151	12/23/24	120424	CHECK DATE 12.4.24	\$42,898.98
	0200153	12/27/24	1000000177519 20	UNFUNDED LIAB. PEPRA	\$664.50

Payment Listing by Class

12/1/2024 - 12/31/2024

Vendor Name	Check #/Count	Payment Date	Invoice Number	Invoice Description	Payment Amount
CALPERS BENEFIT PAYMENTS	0200154	12/27/24	100000017751911	UNFUNDED LIAB CLASSIC	\$104,505.92
	0200155	12/31/24	100000017772618	JAN 2025	\$8,196.38
	0200156	12/04/24	112024	CHECK DATE 11.20.24	\$41,781.75
	7				\$255,113.17
COLONIAL LIFE & ACCIDENT INS	000013041	12/19/24	8923331214585	LIFE	\$137.72
	1				\$137.72
FIRST BANKCARD	0200152	12/26/24	122625	NOVEMBER CHARGES	\$14,548.64
	1				\$14,548.64
GUARDIAN	000013053	12/19/24	430941DEC24	DEC 2024	\$5,610.80
	1				\$5,610.80
NPELRA	000012992	12/13/24	13631	Req: 7253	\$195.00
	1				\$195.00
ORANGE COUNTY EMPLOYEES ASSN	000012993	12/13/24	100924	EMPLOYEE PAY	\$311.85
		12/13/24	102324	EMPLOYEE PAY	\$311.85
		12/13/24	112024	EMPLOYEE PAY	\$311.85
		12/13/24	110624	EMPLOYEE PAY	\$311.85
	1				\$1,247.40
SHARON D BRIMER	000013067	12/19/24	10112024	TRANSCRIPTION SERVICES	\$450.00
	1				\$450.00
TASC	000013068	12/19/24	IN3304495	NOV2024	\$121.50
	1				\$121.50
ULTIMATE STAFFING SERVICES	000013004	12/13/24	16216440	TEMPORARY HELP	\$2,364.40
		12/13/24	16218844	TEMPORARY HELP	\$2,364.40
		12/13/24	16221242	TEMPORARY HELP	\$2,127.96
		12/13/24	16211593	TEMP HELP	\$2,364.40
1				\$9,221.16	
URBAN WATER INSTITUTE	000013073	12/19/24	1310	Req: 7277	\$3,625.00
	1				\$3,625.00
Total DEPARTMENT EXPENSE	17				\$290,323.39
EMPLOYEE CHECKS					
MARK PELKA	000012955	12/05/24	12042024	PAYCOR ISSUE	\$4,713.29
	1				\$4,713.29
Total EMPLOYEE CHECKS	1				\$4,713.29

Payment Listing by Class

12/1/2024 - 12/31/2024

Vendor Name	Check #/Count	Payment Date	Invoice Number	Invoice Description	Payment Amount
GENERAL AND ADMINISTRATIVE					
ADVANCED CHEMICAL TRANSPORT, INC.	000013014	12/19/24	600102	WASTE DISPOSAL SERVICE	\$416.97
		12/19/24	600631	WASTE DISPOSAL SERVICE	\$3,840.81
	1				\$4,257.78
AMERICAN WATER COLLEGE	000012947	12/05/24	192715	Req: 7252	\$259.00
					\$259.00
ANDREW SELNA	000012964	12/05/24	CHEQ00099008 442	06511301 Cheque Deposits 06511	\$69.93
					\$69.93
AT&T	000013017	12/19/24	000022639706	AT&T CALNET BAN 9391037304	\$325.25
					\$325.25
AT&T MOBILITY	000013018	12/19/24	287295684390X 111624	ACCT287295684390 NOV 9 - DEC 8	\$514.89
					\$514.89
ATKINSON, ANDELSON, LOYA, RUUD & ROMO	000012948	12/05/24	731213	ATTORNEY SERVICES	\$19,958.40
					\$19,958.40
BLACK & VEATCH	000012944	12/05/24	1436927	M21-210B2 JUL27 THRU AUG23	\$69,525.00
	000013020	12/19/24	6714767	EVALUATION SERVICES	\$17,405.00
	2				\$86,930.00
BSI AMERICA PROFESSIONAL SERVICES INC.	000012975	12/13/24	101857	SUPPORT SERVICES	\$5,160.00
	000013021	12/19/24	101594	SUPPORT SERVICES	\$13,291.25
	2				\$18,451.25
BURKE, WILLIAMS & SORENSEN, LLP	000012976	12/13/24	326730	LEGAL CONSULATION	\$65.00
		12/13/24	328965	LEGAL CONSULTATION	\$780.00
		12/13/24	328966	LEGAL CONSULATION	\$830.33
		12/13/24	330303	LEGAL CONSULTATION	\$32.50
		12/13/24	324856	LEGAL CONSULTATION	\$64.68
		12/13/24	324857	LEGAL CONSULATION	\$3,217.50
		12/13/24	330302	LEGAL CONSULTATION	\$130.00
		12/13/24	332222	LEGAL CONSULTATION	\$162.50

Payment Listing by Class

12/1/2024 - 12/31/2024

Vendor Name	Check #/Count	Payment Date	Invoice Number	Invoice Description	Payment Amount
	1				\$5,282.51
CALIFORNIA ADVOCATES INC.	000013037	12/19/24	24764	ADVOCACY SERVICES	\$7,700.00
	1				\$7,700.00
CEVIANS, LLC	000012967	12/05/24	CHEQ00099008 437	04404200 overpayment	\$1,190.42
		12/05/24	CHEQ00099008 438	12024000 overpayment	\$159.36
	1				\$1,349.78
CHARTER COMMUNICATIONS HOLDINGS, LLC	000013039	12/19/24	1888856011114 24	NOV 2024	\$2,248.00
	1				\$2,248.00
CIRESI CONLIN	000012977	12/13/24	11699	LEGAL SUPPORT	\$3,780.50
	1				\$3,780.50
CORE & MAIN LP	000012978	12/13/24	U971881	MATERIALS AND SUPPLIES	\$655.77
		12/13/24	V893246	MATERIALS AND SUPPLIES	\$3,041.79
	1				\$3,697.56
COSTA MESA UNITED	000013040	12/19/24	802351	Req: 7302	\$500.00
	1				\$500.00
DANEEN SOLOMON	000012962	12/05/24	CHEQ00099008 440	00313505 Cheque Deposits 00313	\$13.72
	1				\$13.72
EDWARD RING	000013042	12/19/24	102924	EXPENSE REIMBURSEMENT	\$431.08
	1				\$431.08
EMEDCO	000013043	12/19/24	9357871397	MATERIALS AND SUPPLIES	\$96.77
	1				\$96.77
EMPOWER	0200143	12/09/24	12.01.24 LOAN	CHECK DATE 12.1.LOAN	\$225.59
	0200144	12/09/24	12.1.24 401A	CHECK DATE 12.1.24 401A	\$325.98
	0200145	12/09/24	12.1.24 MATCH	CHECK DATE 12.1.24 MATCH	\$10,527.33
	0200146	12/09/24	12.1.24 457	CHECK DATE 12.1.24 457	\$21,605.71
	0200147	12/23/24	12.18.24 LOAN	CHECK DATE 12.18.24 LOAN	\$225.59
	0200148	12/23/24	12.18.24 401A	CHECK DATE 12.18.24 401A	\$325.98

Payment Listing by Class

12/1/2024 - 12/31/2024

Vendor Name	Check #/Count	Payment Date	Invoice Number	Invoice Description	Payment Amount
EMPOWER	0200149	12/23/24	12.18.24 MATCH	CHECK DATE 12.18.24 MATCH	\$10,164.10
	0200150	12/23/24	12.18.24 457	CHECK DATE 12.18.24 457	\$22,582.63
	8				\$65,982.91
ENERGY ENVIRONMENTAL SOLUTIONS, INC.	000012951	12/05/24	EES2024-MWR2 -1	SOURCE TESTING	\$3,390.00
	1				\$3,390.00
ENTERPRISE FM TRUST	000012953	12/05/24	249517-100424	FLEET MANAGEMENT	\$459.67
		12/05/24	249517-110624	FLEET MANAGEMENT	\$459.67
	1				\$919.34
ENTHALPY ANALYTICAL, LLC	000012952	12/05/24	CINV-329956	TESTING SERVICES	\$18.00
		12/05/24	CINV-329970	TESTING SERVICES	\$18.00
		12/05/24	CINV-329971	TESTING SERVICES	\$750.00
		12/05/24	CINV-329982	TESTING SERVICES	\$70.00
		12/05/24	CINV-329986	TESTING SERVICES	\$54.00
		12/05/24	CINV-329991	TESTING SERVICES	\$112.00
		12/05/24	CINV-329952	TESTING SERVICES	\$450.00
		12/05/24	CINV-329959	TESTING SERVICES	\$36.00
		12/05/24	CINV-329961	TESTING SERVICES	\$36.00
		12/05/24	CINV-329963	TESTING SERVICES	\$521.00
		12/05/24	CINV-329966	TESTING SERVICES	\$48.00
		12/05/24	CINV-329988	TESTING SERVICES	\$225.00
		12/05/24	CINV-329992	TESTING SERVICES	\$45.00
		12/05/24	CINV-329995	TESTING SERVICES	\$82.00
		12/05/24	CINV-329997	TESTING SERVICES	\$18.00
		12/05/24	CINV-329998	TESTING SERVICES	\$18.00
		12/05/24	CINV-330030	TESTING SERVICES	\$450.00
		12/05/24	CINV-329999	TESTING SERVICES	\$45.00
		12/05/24	CINV-330003	TESTING SERVICES	\$10.00
		12/05/24	CINV-330012	TESTING SERVICES	\$18.00
		12/05/24	CINV-330017	TESTING SERVICES	\$18.00
		12/05/24	CINV-330022	TESTING SERVICES	\$18.00
		12/05/24	CINV-330025	TESTING SERVICES	\$45.00
12/05/24	CINV-330032	TESTING SERVICES	\$18.00		
12/05/24	CINV-329949	TESTING SERVICES	\$10.00		

Payment Listing by Class

12/1/2024 - 12/31/2024

Vendor Name	Check #/Count	Payment Date	Invoice Number	Invoice Description	Payment Amount
ENTHALPY ANALYTICAL, LLC	000012952	12/05/24	CINV-329950	TESTING SERVICES	\$18.00
		12/05/24	CINV-329973	TESTING SERVICES	\$450.00
		12/05/24	CINV-329975	TESTING SERVICES	\$135.00
		12/05/24	CINV-329978	TESTING SERVICES	\$675.00
		12/05/24	CINV-329979	TESTING SERVICES	\$82.00
		12/05/24	CINV-330010	TESTING SERVICES	\$36.00
		12/05/24	CINV-330015	TESTING SERVICES	\$450.00
		12/05/24	CINV-330019	TESTING SERVICES	\$72.00
		12/05/24	CINV-330021	TESTING SERVICES	\$120.00
		12/05/24	CINV-330023	TESTING SERVICES	\$10.00
		12/05/24	CINV-330035	TESTING SERVICES	\$18.00
		12/05/24	CINV-330039	TESTING SERVICES	\$18.00
		12/05/24	CINV-330041	TESTING SERVICES	\$18.00
		12/05/24	CINV-329946	TESTING SERVICES	\$48.00
		12/05/24	CINV-329955	TESTING SERVICES	\$18.00
		12/05/24	CINV-329957	TESTING SERVICES	\$10.00
		12/05/24	CINV-329967	TESTING SERVICES	\$36.00
		12/05/24	CINV-329983	TESTING SERVICES	\$10.00
		12/05/24	CINV-329987	TESTING SERVICES	\$18.00
		12/05/24	CINV-330002	TESTING SERVICES	\$225.00
		12/05/24	CINV-330008	TESTING SERVICES	\$54.00
		12/05/24	CINV-330027	TESTING SERVICES	\$225.00
		000013044	12/19/24	CINV-340324	TESTING SERVICES
		12/19/24	CINV-340325	TESTING SERVICES	\$45.00
		12/19/24	CINV-340328	TESTING SERVICES	\$22.50
		12/19/24	CINV-340329	TESTING SERVICES	\$30.00
		12/19/24	CINV-340330	TESITNG SERVICES	\$72.00
		12/19/24	CINV-340397	TESTING SERVICES	\$72.00
		12/19/24	CINV-340412	TESTING SERVICES	\$450.00
		12/19/24	CINV-340414	TESTING SERVICES	\$124.00
		12/19/24	CINV-340417	TESTING SERVICES	\$521.00
		12/19/24	CINV-340418	TESTING SERVICES	\$45.00
		12/19/24	CINV-340420	TESTING SERVICES	\$18.00
	12/19/24	CINV-340313	TESTING SERVICES	\$10.00	

Payment Listing by Class

12/1/2024 - 12/31/2024

Vendor Name	Check #/Count	Payment Date	Invoice Number	Invoice Description	Payment Amount
ENTHALPY ANALYTICAL, LLC	000013044	12/19/24	CINV-340317	TESTING SERVICES	\$18.00
		12/19/24	CINV-340334	TESTING SERVICES	\$450.00
		12/19/24	CINV-340385	TESTING SERVICES	\$18.00
		12/19/24	CINV-340390	TESTING SERVICES	\$10.00
		12/19/24	CINV-340393	TESTING SERVICES	\$45.00
		12/19/24	CINV-340401	TESTING SERVICES	\$18.00
		12/19/24	CINV-340404	TESTING SERVICES	\$36.00
		12/19/24	CINV-340410	TESTING SERVICES	\$10.00
		12/19/24	CINV-340301	TESTING SERVICES	\$225.00
		12/19/24	CINV-340299	TESTING SERVICES	\$45.00
		12/19/24	CINV-340304	TESTING SERVICES	\$30.00
		12/19/24	CINV-340309	TESTING SERVICES	\$54.00
		12/19/24	CINV-340386	TESTING SERVICES	\$521.00
		12/19/24	CINV-340387	TESTING SERVICE	\$48.00
		12/19/24	CINV-340388	TESTING SERVICES	\$18.00
		12/19/24	CINV-340389	TESTING SERVICES	\$18.00
		12/19/24	CINV-340392	TESTING SERVICES	\$18.00
		12/19/24	CINV-340394	TESTING SERVICES	\$70.00
		12/19/24	CINV-340395	TESTING SERVICES	\$36.00
		12/19/24	CINV-340399	TESTING SERVICES	\$750.00
		12/19/24	CINV-340400	TESTING SERVICES	\$450.00
		12/19/24	CINV-340402	TESTING SERVICES	\$45.00
		12/19/24	CINV-340409	TESTING SERVICES	\$72.00
		12/19/24	CINV-340316	TESTING SERVICES	\$36.00
		12/19/24	CINV-340323	TESTING SERVICES	\$18.00
		12/19/24	CINV-340331	TESTING SERVICES	\$36.00
		12/19/24	CINV-340384	TESTING SERVICES	\$18.00
		12/19/24	CINV-340391	TESTING SERVICES	\$225.00
		12/19/24	CINV-340396	TESTING SERVICES	\$180.00
		12/19/24	CINV-340398	TESTING SERVICES	\$10.00
		12/19/24	CINV-340403	TESTING SERVICES	\$1,216.00
		12/19/24	CINV-340413	TESTING SERVICES	\$48.00
		12/19/24	CINV-340422	TESTING SERVICES	\$10.00
2					\$12,100.50

Payment Listing by Class

12/1/2024 - 12/31/2024

Vendor Name	Check #/Count	Payment Date	Invoice Number	Invoice Description	Payment Amount
EPIC BUSINESS ESSENTIALS, LLC	000013045	12/19/24	SI00499416	PRINTING MATERIALS	\$581.02
	1				\$581.02
FOSTER & FOSTER CONSULTING ACTUARIES, INC	000013047	12/19/24	32951	VALUATION	\$12,750.00
	1				\$12,750.00
FRONTIER COMMUNICATIONS	000013048	12/19/24	081794-5NOV24	NOV 2024	\$102.23
	1				\$102.23
FULL CIRCLE RECYCLING	000013049	12/19/24	30362	RECYCLING	\$133.50
	1				\$133.50
GARZA INDUSTRIES	000013050	12/19/24	1989177	PRINTING MATERIAL	\$4,308.93
	1				\$4,308.93
INTERTWINED, INC.	000013055	12/19/24	24172	RECEPTION	\$6,375.00
	1				\$6,375.00
JACOB MELLO	000012969	12/05/24	CHEQ00099008 443	10201703 Cheque Deposits 10201	\$34.60
	1				\$34.60
JAMES S RILEY	000012965	12/05/24	CHEQ00099008 444	00204801 overpayment	\$42.40
	1				\$42.40
JOHN ROBINSON CONSULTING, INC.	000013056	12/19/24	MW202401-09	CONSULTING	\$15,180.00
		12/19/24	MW202401-10	CONSULTING	\$15,840.00
	1				\$31,020.00
JOHNSON SERVICE GROUP, INC.	000012986	12/13/24	JT000582881	OFFICE ASSISSTANCE	\$1,137.00
		12/13/24	JT000590858	TEMPORARY ASSISTANCE	\$930.98
	000013057	12/19/24	JT000587921	TEMP HELP	\$1,077.36
2				\$3,145.34	
KIA FINANCE	000012987	12/13/24	2315318179DEC 24	MONTHLY LEASE	\$964.22
					1
KLEEN KRAFT SERVICES	000012988	12/13/24	1195762	WORK WEAR	\$477.27
	000013058	12/19/24	1197796	UNIFORM AND LAUNDRY	\$477.27
		12/19/24	1197131	UNIFORM AND LAUNDRY	\$477.27
		12/19/24	S1197724	UNIFORM AND LAUNDRY	\$55.64
2				\$1,487.45	

Payment Listing by Class

12/1/2024 - 12/31/2024

Vendor Name	Check #/Count	Payment Date	Invoice Number	Invoice Description	Payment Amount
LEWIS CONSULTING GROUP	000013059	12/19/24	2024-121	CONSULTING	\$3,000.00
	1				\$3,000.00
LIEBERT CASSIDY WHITMORE	000013060	12/19/24	279783	LAW CONSULTING	\$600.00
	1				\$600.00
MOUSE GRAPHICS	000013062	12/19/24	471793	PRINTING AND MEDIA	\$779.03
	1				\$779.03
NATURE CARE	000013063	12/19/24	29801	LANDSCAPING	\$650.00
		12/19/24	31100	LANDSCAPING SERVICE	\$5,198.00
	1				\$5,848.00
NOACK AWARDS & ENGRAVING INC	000012990	12/13/24	29298	MATERIALS	\$1,004.77
	1				\$1,004.77
O'NEIL STORAGE #0481	000012994	12/13/24	2411039	STORAGE	\$128.48
	1				\$128.48
PATRICIA BALLESTEROS	000012968	12/05/24	CHEQ00099008 445	05922923 Cheque Deposits 05922	\$66.04
					1
PETE'S ROAD SERVICE	000012995	12/13/24	24-0799481-00	SERVICE AND MAINTENENCE	\$204.54
	1				\$204.54
PLANTE & MORAN, PLLC	000012996	12/13/24	10351543	TEMP HELP	\$630.00
	1				\$630.00
Potala LLC	000012997	12/13/24	INV-4214	IMAGING	\$540.00
	1				\$540.00
QUADIENT LEASING USA, INC	000013061	12/19/24	Q1610643	METER LEASE	\$883.31
	1				\$883.31
SECTRAN SECURITY INC	000013001	12/13/24	24111280	ARMORED CAR SERVICE	\$117.32
	000013066	12/19/24	24121278	ARMORED CAR SERVICE	\$117.32
	2				\$234.64
SNELL & WILMER LLP	000012959	12/05/24	2918192	LEGAL SERVICES	\$275.00
	1				\$275.00
THEODORE ROBINS FORD	000012960	12/05/24	C17120	FLEETMAINTENANCE	\$192.94
		12/05/24	C17122	FLEET MAINTENANCE	\$192.94

Payment Listing by Class

12/1/2024 - 12/31/2024

Vendor Name	Check #/Count	Payment Date	Invoice Number	Invoice Description	Payment Amount
THEODORE ROBINS FORD	000012960	12/05/24	C17124	FLEET MAINTENANCE	\$192.94
		12/05/24	C17193	FLEET MAINTENANCE	\$192.94
		12/05/24	C17200	FLEET MAINTENANCE	\$95.00
		12/05/24	C17202	FLEET MAINTENANCE	\$95.00
		12/05/24	C17210	FLEET MAINTENANCE	\$52.72
		12/05/24	C17302	FLEET MAINTENANCE	\$95.00
		12/05/24	C16787	FLEET MAINTENANCE	\$4,143.55
		12/05/24	C17118	FLEET DISTRBUTION	\$192.84
		12/05/24	C17119	FLEET MAINTENANCE	\$192.94
		12/05/24	C17194	FLEET DISTRIBUTION	\$192.94
		12/05/24	C17196	FLEET MAINTENANCE	\$95.00
		12/05/24	C17199	FLEET MAINTENANCE	\$95.00
		12/05/24	C17217	FLEET MAINTENANCE	\$97.94
		12/05/24	C17222	FLEET MAINTENANCE	\$97.94
		12/05/24	C17227	FLEET MAINTENANCE	\$97.94
		12/05/24	C17221	FLEET MAINTENANCE	\$97.94
		12/05/24	C17115	FLEET MAINTENANCE	\$192.94
		12/05/24	C17116	FLEET MAINTENANCE	\$192.94
		12/05/24	C17224	FLEET MAINTENANCE	\$97.94
		12/05/24	C17225	FLEET MAINTENANCE	\$97.94
		12/05/24	C17226	FLEETT MAINTENANCE	\$97.94
		12/05/24	C17235	FLEET MAINTENANCE	\$97.94
		12/05/24	C17237	FLEET MAINTENANCE	\$97.94

Payment Listing by Class

12/1/2024 - 12/31/2024

Vendor Name	Check #/Count	Payment Date	Invoice Number	Invoice Description	Payment Amount
THEODORE ROBINS FORD	000012960	12/05/24	C17117	FLEET MAINTENANCE	\$192.94
		12/05/24	C17195	FLEET MAINTENANCE	\$192.00
		12/05/24	C17197	FLEET MAINTENANCE	\$95.00
		12/05/24	C17211	FLEET MAINTENANCE	\$97.94
		12/05/24	C17220	FLEET MAINTENANCE	\$97.94
		12/05/24	C17104	FLEET MAINTENANCE	\$1,501.34
	000013003	12/13/24	C17494	FLEET MAINTENANCE	\$230.37
		12/13/24	C17459	FLEET MAINTENANCE	\$3,604.88
2					\$13,301.50
U.S. SAWS, INC	000013006	12/13/24	I142399	SUPPLIES	\$2,322.00
		12/13/24	I142254	SUPPLIES	\$918.71
1					\$3,240.71
UNITED PAVING COMPANY	000012963	12/05/24	CHEQ00099008 433	20065800 Cheque Deposits 20065	\$1,341.32
		1			
UNIVERSAL WASTE SYSTEMS, INC	000013005	12/13/24	0003397718	DUMPSTER	\$204.00
		1			
UNUM	000013072	12/19/24	0420560- 0016JAN25	JAN 2025	\$5,530.04
		1			
VERIZON WIRELESS	000013074	12/19/24	9979327270	ACCT: 842498902- 00001	\$1,422.63
		1			
VORTEX INDUSTRIES, INC	000013007	12/13/24	09 - 1778571	MAINTENANCE AND REPAIR	\$1,155.33
		1			
WASTE MANAGEMENT OF OC	000013075	12/19/24	0473351-2884-0	TRASH COLLECTION	\$2,802.19
		1			
WE SAVE BEES	000013077	12/19/24	14669	BEE REMOVAL	\$275.00
		12/19/24	14670	BEE REMOVAL	\$275.00
		12/19/24	14654	BEE REMOVAL SERVICE	\$275.00

Payment Listing by Class

12/1/2024 - 12/31/2024

Vendor Name	Check #/Count	Payment Date	Invoice Number	Invoice Description	Payment Amount
	1				\$825.00
West & Associates Engineering, Inc.	000013076	12/19/24	1024.06.001	C0510-24-01 WSA	\$7,800.00
	1				\$7,800.00
WEST YOST ASSOCIATES	000013079	12/19/24	2060788	SUPPORT SERVICE	\$3,438.00
	1				\$3,438.00
WESTERN EXTERMINATOR COMPANY	000013010	12/13/24	69979586	EXTERMINATOR SERVICE	\$141.96
		12/13/24	69979585	EXTERMINATOR SERVICE	\$141.57
	1				\$283.53
WESTSIDE CANVAS, LLC	000012966	12/05/24	CHEQ00099008441	04911400 Cheque Deposits 04911	\$146.52
	1				\$146.52
WILLIAMS SCOTSMAN INC.	000013080	12/19/24	9017839108	M21-250A1 05-2023	\$13,237.18
	1				\$13,237.18
YORKE ENGINEERING, LLC	000013081	12/19/24	40760	AIR QUALITY SUPPORT	\$568.25
	1				\$568.25
Total GENERAL AND ADMINISTRATIVE	76				\$368,693.87
PROJECT REFUNDS					
3505 CADILLAC HOLDINGS LLC	000013023	12/19/24	120519	PROJECT REFUND C0067	\$45.71
	1				\$45.71
ANCHOR BUILDERS	000013035	12/19/24	C0405-23-01B	Req: 7236	\$1,000.00
	1				\$1,000.00
BFQ & BROWN CONSULTING, LLC	000013028	12/19/24	C0310-23-01R	Req: 7283	\$5,957.99
	1				\$5,957.99
COLCHESTER INVESTMENTS LLC	000013029	12/19/24	C0327-23-01R	Req: 7285	\$12,336.00
	1				\$12,336.00
GUICHET TRUST	000013026	12/19/24	C0259-22-01B	Req: 7234	\$6,772.00
	1				\$6,772.00
JAMES CONNOLLY	000013032	12/19/24	C0382-23-01R	Req: 7288	\$4,290.55
	1				\$4,290.55
JDF- CPC MGMT CO, LLC	000013022	12/19/24	C0060-19-01B	Req: 7230	\$1,000.00
	1				\$1,000.00
Jillian Pfeil	000013024	12/19/24	C0257-22-01B	Req: 7233	\$1,000.00

Payment Listing by Class

12/1/2024 - 12/31/2024

Vendor Name	Check #/Count	Payment Date	Invoice Number	Invoice Description	Payment Amount
	1				\$1,000.00
KDC CONSTRUCTION	000013033	12/19/24	C0385-23-01B	Req: 7235	\$1,709.00
	1				\$1,709.00
MCKENNA	000013030	12/19/24	C0357-23-01B	Req: 7205	\$5,000.00
	1				\$5,000.00
MERITAGE HOMES OF CALIFORNIA	000013011	12/19/24	2235 C&UR	Req: 7294	\$182,834.81
	1				\$182,834.81
MR. SCOTT A ASTON	000013027	12/19/24	C0261-22-01R	Req: 7279	\$7,861.26
	1				\$7,861.26
PLANET HOME HOUSING POOL 1 LLC	000013036	12/19/24	C2236B	Req: 7237	\$2,395.00
	1				\$2,395.00
SHORELINE REALTY	000013034	12/19/24	C0398-23-01R	Req: 7227	\$234.11
	1				\$234.11
THE LAB LP	000013025	12/19/24	C0258-22-01R	Req: 7267	\$8,055.70
	1				\$8,055.70
WALKER AND ZANGER, LLC.	000013031	12/19/24	C0369-23-01R	Req: 7289	\$17,417.37
	1				\$17,417.37
Total PROJECT REFUNDS	16				\$257,909.50
RETIREE CHECKS					
COLEEN L MONTELEONE	000012949	12/05/24	120524	MONTHLY STIPEND	\$233.00
	1				\$233.00
DIANA LEACH	000012950	12/05/24	120524	MONTHLY STIPEND	\$268.53
	1				\$268.53
Total RETIREE CHECKS	2				\$501.53
VARIOUS					
AC POZOS ELECTRIC CORPORATION	000013013	12/19/24	ACP2024-1183	M25-003C ON CALL SERVICES	\$1,850.00
	1				\$1,850.00
AMAZON BUSINESS	000012946	12/05/24	1KRN-T6PJ-GN9Y	IT SUPPLIES	\$32.27
		12/05/24	1V9P-HN17-1DVJ	OFFICE SUPPLIES	\$212.56
	000012971	12/13/24	1RWF-FHRV-J13P	OFFICE SUPPLIES	\$10.75
		12/13/24	1VHX-T4W6-FKHT	IT SUPPLIES	\$48.43

Payment Listing by Class

12/1/2024 - 12/31/2024

Vendor Name	Check #/Count	Payment Date	Invoice Number	Invoice Description	Payment Amount
AMAZON BUSINESS	000012971	12/13/24	1XRP-91FM-667K	OFFICE SUPPLIES	\$13.58
	000013016	12/19/24	1T7X-PQWL-G94H	OFFICE SUPPLIES	\$13.29
		12/19/24	1VHX-T4W6-G6CH	OFFICE SUPPLIES	\$83.27
		12/19/24	1FWH-LW1D-WTXQ	OFFICE SUPPLIES	\$161.88
		12/19/24	1H71-P4K6-GGDY	OFFICE SUPPLIES	\$102.97
		12/19/24	1T7X-PQWL-DCPF	OFFICE SUPPLIES	\$278.75
		12/19/24	11J3-9G1L-L71H	OFFICE SUPPLIES	\$104.01
		12/19/24	13CP-RRJX-3NDG	OFFICE SUPPLIES	\$13.47
		12/19/24	13R4-TWWG-JNL1	OFFICE SUPPLIES	\$84.00
		12/19/24	1CR7-4TLT-KD3R	OFFICE SUPPLIES	\$95.30
		12/19/24	1FWH-LW1D-XKF6	OFFICE SUPPLIES	\$137.91
		12/19/24	1J39-4LKY-L9L4	OFFICE SUPPLIES	\$87.04
		12/19/24	1XRP-91FM-YKYT	IT SUPPLIES	\$67.87
		3			
ELITE EQUIPMENT	000012981	12/13/24	51705	MAINTENANCE AND REPAIR	\$236.57
	1				
FEDERAL EXPRESS CORPORATION	000012954	12/05/24	8-625-89395	SHIPPING AND MAILING	\$101.25
	000012982	12/13/24	8-696-24846	MAILING AND COURIER	\$85.02
	2				
GRAINGER	000012983	12/13/24	9337750328	WORK WEAR	\$346.15
	000013052	12/19/24	9343564556	MATERIALS AND SUPPLIES	\$405.22
	2				
HANKS ELECTRICAL SUPPLIES	000013054	12/19/24	505523101	SUPPLIES AND MATERIALS	\$367.66
	1				
MEYERS NAVE, A PROFESSIONAL CORPORATION	000013012	12/19/24	219544	PROFESSIONAL SERVICES	\$18,047.88

Payment Listing by Class

12/1/2024 - 12/31/2024

Vendor Name	Check #/Count	Payment Date	Invoice Number	Invoice Description	Payment Amount	
MEYERS NAVE, A PROFESSIONAL CORPORATION	000013012	12/19/24	222211	PROFESSIONAL SERVICES	\$14,797.62	
		12/19/24	220642	PROFESSIONAL SERVICES	\$45,853.96	
		12/19/24	222212	PROFESSIONAL SERVICES	\$2,851.20	
	1				\$81,550.66	
THE HOME DEPOT COMMERCIAL ACCT	000012984	12/13/24	102424	HOME DEPOT	\$2,772.55	
					\$2,772.55	
TYCO/ JOHNSON CONTROLS	000012961	12/05/24	40688167	SECURITY MONIORING	\$40.48	
					\$40.48	
WESTBOUND COMMUNICATIONS	000013009	12/13/24	5614	MEDIA CONSULTING	\$11,923.04	
					\$11,923.04	
Total VARIOUS	14				\$101,225.95	
WATER SUPPLY						
AIRGAS USA LLC	000013015	12/19/24	5512836670	CYLINDER RENTAL	\$73.00	
					\$73.00	
CULLIGAN OF SANTA ANA	000012979	12/13/24	1968336	ANNUAL MAINTENANCE	\$633.60	
					\$633.60	
LINDE INC.	000012999	12/13/24	46168406	LIQUID CARBON DIOXIDE	\$3,637.64	
		000013064	12/19/24	46654498	SUPPLIES AND MATERIAL	\$3,637.64
			12/19/24	46900419	SUPPLIES AND MATERIAL	\$5,599.09
	2				\$12,874.37	
MUNICIPAL WATER DISTRICT OF OC	000012989	12/13/24	3080	SMART TIMER	\$19.00	
					\$19.00	
OCWD	0200140	12/05/24	26325	GAP WATER	\$58,746.60	
					\$58,746.60	
PACIFIC STAR CHEMICAL DBA NORTHSTAR CHEMICAL	000012956	12/05/24	298200	SODIUM HYPOCHLORITE	\$3,766.26	
		12/05/24	298206	SODIUM HYPOCHORTE	\$3,341.03	
		12/05/24	298203	SODIUM HYPOCHLORITE	\$6,811.66	
	000012991	12/13/24	299162	SODIUM HYPOCLORITE	\$684.41	

Payment Listing by Class

12/1/2024 - 12/31/2024

Vendor Name	Check #/Count	Payment Date	Invoice Number	Invoice Description	Payment Amount
PACIFIC STAR CHEMICAL DBA NORTHSTAR CHEMICAL	000012991	12/13/24	299160	SODIUM HYPOCHORIDE	\$6,410.73
		12/13/24	299159	SODIUM HYPOCHORIDE	\$5,264.66
		12/13/24	299161	SODIUM HYPOCHORTE	\$607.46
		12/13/24	299158	SODIUM HYPOCHLORITE	\$5,191.76
	2				\$32,077.97
Total WATER SUPPLY	8				\$104,424.54
WATER SYSTEM					
ALS TRUESDAIL LABORATORIES INC	000013069	12/19/24	522406683	ANALYSIS SERVICES	\$47.00
	1				\$47.00
ARMORCAST PRODUCTS CO	000012972	12/13/24	443826465	MATERIALS AND SUPPLIES	\$8,693.70
		12/13/24	443517490	MATERIALS AND SUPPLIES	\$14,922.84
	1				\$23,616.54
BADGER METER INC.	000012973	12/13/24	1684309	SUPPLIES AND MATERIALS	\$13,810.50
	000013019	12/19/24	80179134	SERVICES CHARGES	\$2,479.66
	2				\$16,290.16
BEACH CITY LIFT INC.	000012974	12/13/24	4743	MAINTENANCE AND REPAIR	\$2,933.43
	1				\$2,933.43
FERGUSON WATERWORKS	000013046	12/19/24	0034957-3	SUPPLIES AND MATERIALS	\$81.17
		12/19/24	0040056	SUPPLIES AND MATERIAL	\$7,113.12
	1				\$7,194.29
GOLDEN METERS SERVICE	000013051	12/19/24	2050	TESTING	\$19,456.54
	1				\$19,456.54
HUBBELL LENOIR CITY, INC.	000012985	12/13/24	444017472	MATERIALS AND SUPPLIES	\$20,544.15
	1				\$20,544.15
LINDE GAS & EQUIPMENT INC.	000012998	12/13/24	45850817	MATERIALS AND SUPPLIES	\$350.70
		12/13/24	46476673	MATERIALS AND SUPPLIES	\$363.23
	1				\$713.93
SOUTH COAST A.Q.M.D.	000012957	12/05/24	4358672-1	EMISSIONS	\$8.30

Payment Listing by Class

12/1/2024 - 12/31/2024

Vendor Name	Check #/Count	Payment Date	Invoice Number	Invoice Description	Payment Amount
	1				\$8.30
UNDERGROUND SERVICE ALERT/SC	000013070	12/19/24	1120240443	MAINTENANCE	\$555.75
		12/19/24	24-251387	COORDINATION SERVICE	\$217.39
		12/19/24	1020240442	MAINTENANCE FEE	\$592.75
		12/19/24	24-251756	SERVICE ALERT	\$217.29
	1				\$1,583.18
UNITED WATERWORKS INC.	000012970	12/13/24	X131105	MATERIALS AND SUPPLIES	\$9,921.26
		12/13/24	X131313	FIRE HYDRANT	\$95,962.15
	000013071	12/19/24	D131617-2	MATERIALS AND SUPPLIES	\$3,049.99
	2				\$108,933.40
VULCAN MATERIALS	000013008	12/13/24	2229682	PAVIN MATERIAL	\$352.77
		12/13/24	1964663	PAVING MATERIAL	\$353.92
		12/13/24	2011688	PAVING MATERIAL	\$355.07
		12/13/24	1836062	PAVING MATERIALS	\$470.93
		12/13/24	1836435	PAVING MATERIALS	\$294.98
		12/13/24	2075062	PAVING MATERIALS	\$356.21
		12/13/24	2075564	PAVING MATERIAL	\$304.59
		12/13/24	2361810	PAVING MATERIAL	\$393.30
		12/13/24	1836514	PAVING MATERIALS	\$194.47
		12/13/24	2073462	PAVING MATERIAL	\$295.42
	1				\$3,371.66
WEST COAST SAND & GRAVEL	000013078	12/19/24	790002	MATERIALS	\$516.91
	1				\$516.91
Total WATER SYSTEM	15				\$205,209.49
Total Payments (All)	156				\$1,742,547.98



*Dedicated to
Satisfying our Community's
Water Needs*

MEMORANDUM

TO: Board of Directors
FROM: Marwan Khalifa, CPA, MBA, Chief Financial Officer
DATE: January 22, 2025
SUBJECT: Monthly Financial Reports

RECOMMENDATION

Receive and file the Monthly Financial Reports.

STRATEGIC PLAN

Goal #3: Be financially responsible and transparent.

PRIOR BOARD ACTION/DISCUSSION

None.

DISCUSSION

The attached Treasurer's status reports reflect the performance of Mesa Water's cash and investment accounts.

FINANCIAL IMPACT

None.

ATTACHMENTS

Attachment A: Monthly Treasurer's Status Report on Investments as of 12/31/24
Attachment B: Monthly Treasurer's Status Report on Investments as of 11/30/24

Mesa Water District
Quarterly Treasurer's Report on Investments
As of 12/31/2024



Investments are in compliance with the Investment Policy adopted as Resolution 1575 of the Mesa Water District Board of Directors. The liquidity of investments will meet cash flow needs for the next six months except under unforeseen catastrophic circumstances.

INVESTMENTS	Maturity Date	Days to Maturity	Yield to Maturity @ Cost	Cost Value	% of Portfolio	Policy % Limit	Market Value	Interest Year to Date	Notes
Local Agency Investment Fund (LAIF)	Liquid	1	4.43%	1,173.18	0.00%	No Limit	1,173.18	26.69	1,4
Orange County Investment Pool (OCIP) *	Liquid	1	4.28%	16,612.57	0.07%	No Limit	16,612.57	360.21	1,6
Miscellaneous (Petty Cash, Emergency Cash, etc.)	Liquid	1	0.00%	14,000.00	0.06%	N/A	14,000.00	0.00	
US Bank Custody Account									2,5
Negotiable Certificate of Deposit	Various	422	1.46%	4,720,000.00	18.95%	30.00%	4,633,378.31	42,365.35	
US Agency Bonds	Various	371	0.83%	9,049,421.16	35.84%	No Limit	8,764,295.75	36,994.00	
US Treasury Bonds	Various	315	0.61%	991,055.86	3.96%	No Limit	968,185.00	2,031.25	
Sub Total / Average		384	1.02%	14,760,477.02			14,365,859.06	81,390.60	
US Bank Custody Account	Liquid	1	4.08%	771,408.91	3.16%	No Limit	771,408.91	17,924.31	
Pacific Premier Bank	Liquid	1	1.25%	9,280,904.60	37.96%	No Limit	9,280,904.60	0.00	1,3
Total Average		226	1.21%	\$24,844,576.28	100.00%		\$24,449,958.32	\$99,701.81	

PARS OPEB & Pension Trust	1 Month Rate of Return	3 Month Rate of Return	Cost Value	Market Value
Public Agency Retirement Services (PARS)				
Capital Appreciation HighMark PLUS Fund				
OPEB	-2.87%	-1.00%	2,529,849.91	2,549,488.60
Pension Trust	-2.84%	-0.98%	15,114,804.43	15,283,856.88
Benchmark - S & P 500 Index			17,644,654.34	17,833,345.48

1 Month | -3.38 % 3 Month | 1.36 % 1 YEAR | 22.36 %

Sources of Market Value Valuation - Account Statements

LAIF, OCIP & US Bank

Local Agency Investment Fund (LAIF)

District LAIF includes the funds designated for advances; construction, customer deposits, working capital cash and monies to pay COP principal/interest payments.

Weighted Average Return | 1.21 %

Benchmark: 3 Month Treasury Bill - December | 4.39 %

Weighted Average Maturity | 1.0 Years

Days to Maturity | 226

Notes

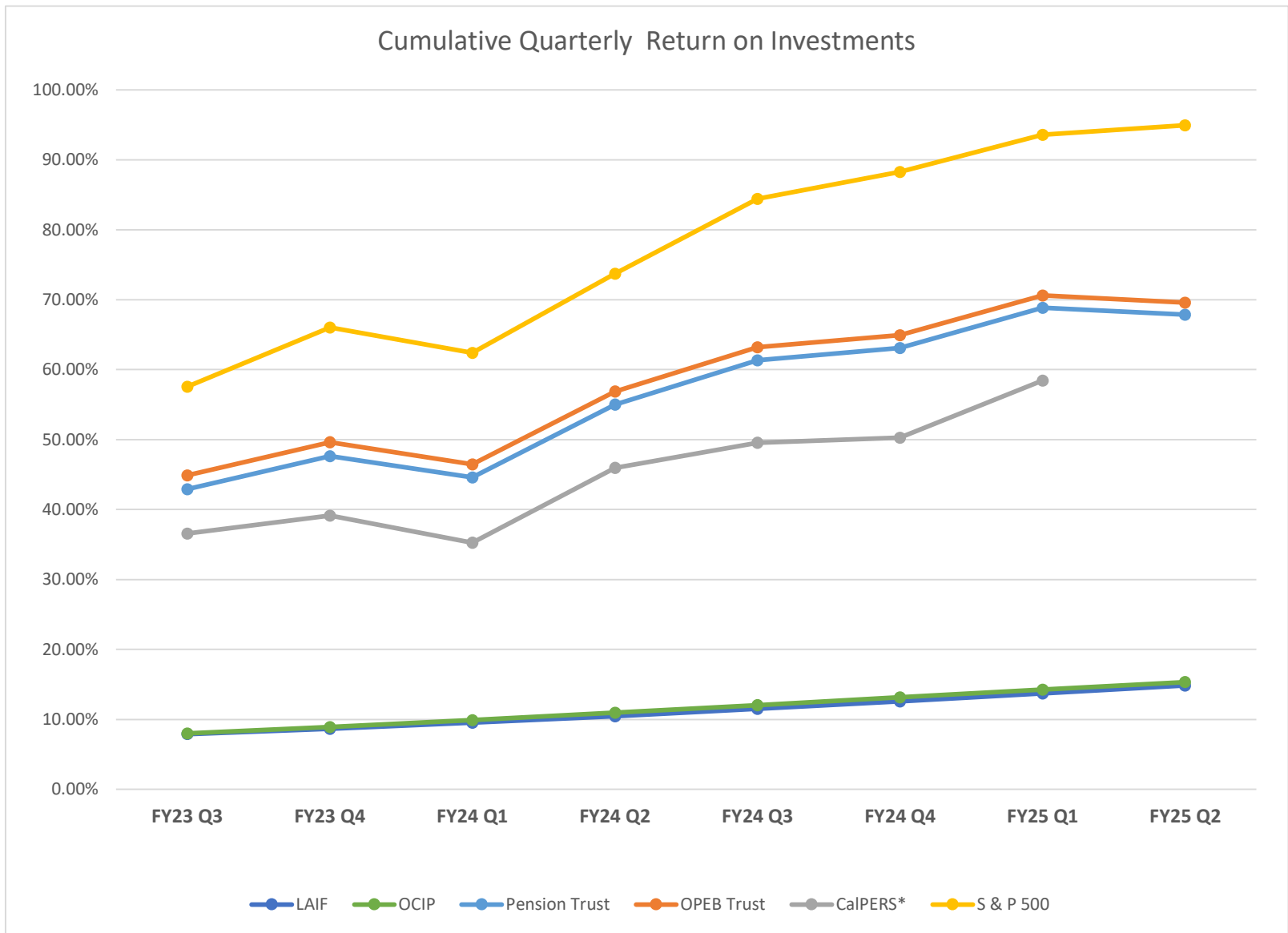
1. The interest or yield shown is for the current month net of fees.
2. The interest rate (Yield to Maturity @Cost) shown is the guaranteed annual interest rate for the term of the investment.
3. The rate shown is the Earnings Credit Rate. These earnings are applied against bank service charges; no actual monies are received.
4. LAIF general ledger carrying value reflects market value (unrealized gains/losses) only at fiscal year end. LAIF only provides the market value participation factor quarterly. The September *Fair Value Factor is 1.002061084. The yield earned on the Treasurer's Reports does not reflect change in fair market value.
5. US Bank Custody Account general ledger carrying value reflects market value (unrealized gains/losses). The Yield earned does not reflect change in fair market value.
6. Orange County Investment Pool December 2024 | Net Asset Value is 1.00.

*LAIF 12/31/2024 Fair Value Factor not available at reporting deadline; previous factor reported.

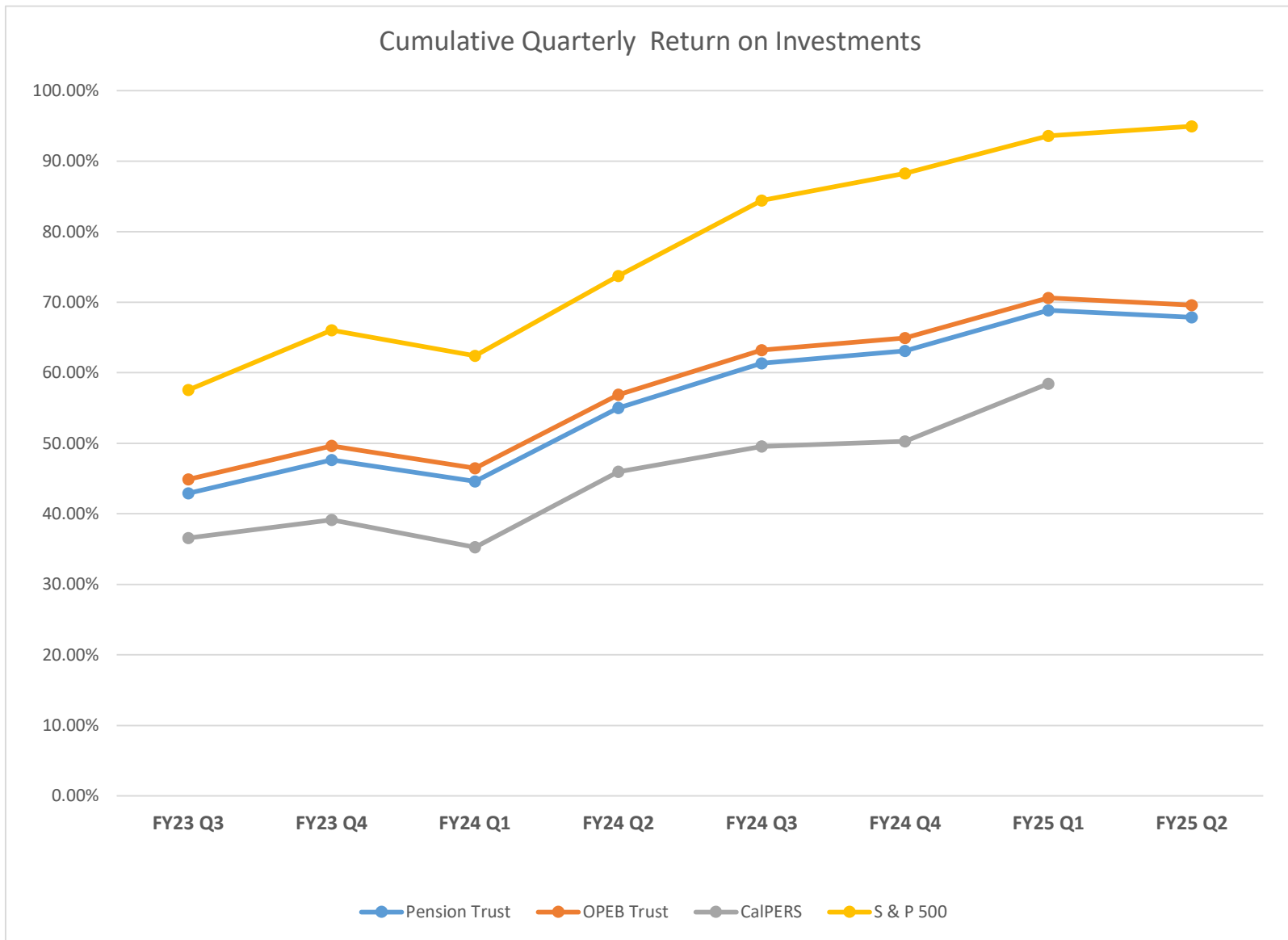
I certify that this report reflects the cash and investments of Mesa Water District and is in conformity with the Government Code requirements and the District Investment Policy/Guidelines in effect at the time of the investment.

Marwan Khalifa

Marwan Khalifa, CPA, MBA, - District Treasurer



*** CalPERS FY25 Q2 data was unavailable at time of publishing.**



*** CalPERS FY25 Q2 data was unavailable at time of publishing.**

Mesa Water District
Transactions Summary
Quarterly Treasurer's Status Report - Investment Activity
Group By: Action
Portfolio / Report Group: Report Group | Treasurer's Report
Begin Date: 09/30/2024, End Date: 12/31/2024

Description	CUSIP/Ticker	YTM @ Cost	Settlement Date	Maturity Date	Face Amount/Shares	Principal	Interest/Dividends	Total
Interest								
Live Oak Banking NC 0.5 2/10/2026	538036NE0	0.000	10/1/2024	2/10/2026	0.00	0.00	102.33	102.33
Seattle Bank WA 0.75 6/2/2025-20	81258PKJ1	0.000	10/2/2024	6/2/2025	0.00	0.00	153.49	153.49
Apex Bank TN 0.95 5/8/2025	03753XBK5	0.000	10/8/2024	5/8/2025	0.00	0.00	194.42	194.42
LAIF LGIP	LGIP0012	0.000	10/15/2024	N/A	0.00	0.00	13.75	13.75
Medallion Bank UT 0.6 7/15/2025	58404DHM6	0.000	10/15/2024	7/15/2025	0.00	0.00	122.79	122.79
Evergreen Bank IL 4 12/16/2026	300185LF0	0.000	10/16/2024	12/16/2026	0.00	0.00	818.63	818.63
Sallie Mae Bank UT 1.9 10/16/2024	7954504P7	0.000	10/16/2024	10/16/2024	0.00	0.00	2,352.93	2,352.93
Texas Exchange Bank TX 0.6 12/18/2025	88241TJR2	0.000	10/18/2024	12/18/2025	0.00	0.00	122.79	122.79
Garnett State Bank 1.7 11/19/2024	366526AW1	0.000	10/19/2024	11/19/2024	0.00	0.00	347.92	347.92
FHLB 3 4/21/2027-23	3130ARJF9	0.000	10/21/2024	4/21/2027	0.00	0.00	3,750.00	3,750.00
Citizens State Bank 1.7 11/22/2024	176688CR8	0.000	10/22/2024	11/22/2024	0.00	0.00	347.92	347.92
Celtic Bank UT 1.65 10/23/2024	15118RSV0	0.000	10/23/2024	10/23/2024	0.00	0.00	337.68	337.68
UBS Bank UT 0.95 8/25/2026	90348JS50	0.000	10/25/2024	8/25/2026	0.00	0.00	194.42	194.42
FHLMC 0.8 10/27/2026-21	3134GW4C7	0.000	10/27/2024	10/27/2026	0.00	0.00	1,000.00	1,000.00
FHLMC 0.65 10/27/2025-21	3134GW5R3	0.000	10/27/2024	10/27/2025	0.00	0.00	1,218.75	1,218.75
FHLB 3.125 10/29/2026-24	3130ARUF6	0.000	10/29/2024	10/29/2026	0.00	0.00	3,906.25	3,906.25
FHLMC 0.45 10/29/2025-21	3134GW3J3	0.000	10/29/2024	10/29/2025	0.00	0.00	562.50	562.50
FHLMC 1.03 4/29/2026-22	3130ALZM9	0.000	10/29/2024	4/29/2026	0.00	0.00	1,287.50	1,287.50
Alliant Credit Union IL 4.85 12/30/2027	01882MAA0	0.000	10/30/2024	12/30/2027	0.00	0.00	988.60	988.60
First Commercial Bank MS 0.3 3/31/2025	31984GFK0	0.000	10/30/2024	3/31/2025	0.00	0.00	61.40	61.40
Transportation Alliance Bank 0.4 1/30/2025	89388CFD5	0.000	10/30/2024	1/30/2025	0.00	0.00	81.21	81.21
Flagstar Bank MI 1.25 4/30/2025	33847E3A3	0.000	10/30/2024	4/30/2025	0.00	0.00	1,554.25	1,554.25
Signature Federal CR 4.4 1/31/2028	82671DAB3	0.000	10/31/2024	1/31/2028	0.00	0.00	930.51	930.51
Orange County Investment Pool LGIP	LGIP9LC	0.000	10/31/2024	N/A	0.00	0.00	60.22	60.22
T-Note 0.375 4/30/2025	912828ZL7	0.000	10/31/2024	4/30/2025	0.00	0.00	468.75	468.75
US Bank Custodian MM	MM65000	0.000	10/31/2024	N/A	0.00	0.00	1,932.66	1,932.66
Live Oak Banking NC 0.5 2/10/2026	538036NE0	0.000	11/1/2024	2/10/2026	0.00	0.00	105.74	105.74
Seattle Bank WA 0.75 6/2/2025-20	81258PKJ1	0.000	11/2/2024	6/2/2025	0.00	0.00	158.61	158.61
FNMA 0.54 11/3/2025-22	3135GA2G5	0.000	11/3/2024	11/3/2025	0.00	0.00	1,350.00	1,350.00
Apex Bank TN 0.95 5/8/2025	03753XBK5	0.000	11/8/2024	5/8/2025	0.00	0.00	200.91	200.91
FFCB 0.3 11/12/2024-21	3133EMQQ8	0.000	11/12/2024	11/12/2024	0.00	0.00	375.00	375.00
FHLMC 0.7 5/13/2025-21	3134GVSY5	0.000	11/13/2024	5/13/2025	0.00	0.00	1,750.00	1,750.00

Description	CUSIP/Ticker	YTM @ Cost	Settlement Date	Maturity Date	Face Amount/Shares	Principal	Interest/Dividends	Total
Medallion Bank UT 0.6 7/15/2025	58404DHM6	0.000	11/15/2024	7/15/2025	0.00	0.00	126.89	126.89
Evergreen Bank IL 4 12/16/2026	300185LF0	0.000	11/16/2024	12/16/2026	0.00	0.00	845.92	845.92
Capital One Bank VA 1.1 11/17/2026	14042TDW4	0.000	11/17/2024	11/17/2026	0.00	0.00	1,375.21	1,375.21
FNMA 0.56 11/17/2025-22	3135GA2Z3	0.000	11/17/2024	11/17/2025	0.00	0.00	910.00	910.00
Texas Exchange Bank TX 0.6 12/18/2025	88241TJR2	0.000	11/18/2024	12/18/2025	0.00	0.00	126.89	126.89
Garnett State Bank 1.7 11/19/2024	366526AW1	0.000	11/19/2024	11/19/2024	0.00	0.00	359.52	359.52
Citizens State Bank 1.7 11/22/2024	176688CR8	0.000	11/22/2024	11/22/2024	0.00	0.00	359.52	359.52
UBS Bank UT 0.95 8/25/2026	90348JS50	0.000	11/25/2024	8/25/2026	0.00	0.00	200.91	200.91
FNMA 0.58 11/25/2025-22	3135GA5E7	0.000	11/25/2024	11/25/2025	0.00	0.00	725.00	725.00
FHLB 0.875 5/26/2026-21	3130AMHB1	0.000	11/26/2024	5/26/2026	0.00	0.00	1,093.75	1,093.75
FFCB 1.46 11/30/2026-23	3133ENFP0	0.000	11/30/2024	11/30/2026	0.00	0.00	1,825.00	1,825.00
Signature Federal CR 4.4 1/31/2028	82671DAB3	0.000	11/30/2024	1/31/2028	0.00	0.00	900.49	900.49
Orange County Investment Pool LGIP	LGIP9LC	0.000	11/30/2024	N/A	0.00	0.00	60.67	60.67
Alliant Credit Union IL 4.85 12/30/2027	01882MAA0	0.000	11/30/2024	12/30/2027	0.00	0.00	1,021.56	1,021.56
First Commercial Bank MS 0.3 3/31/2025	31984GFK0	0.000	11/30/2024	3/31/2025	0.00	0.00	63.44	63.44
Transportation Alliance Bank 0.4 1/30/2025	89388CFD5	0.000	11/30/2024	1/30/2025	0.00	0.00	83.91	83.91
US Bank Custodian MM	MM65000	0.000	11/30/2024	N/A	0.00	0.00	2,777.76	2,777.76
Live Oak Banking NC 0.5 2/10/2026	538036NE0	0.000	12/1/2024	2/10/2026	0.00	0.00	102.33	102.33
Seattle Bank WA 0.75 6/2/2025-20	81258PKJ1	0.000	12/2/2024	6/2/2025	0.00	0.00	153.49	153.49
Apex Bank TN 0.95 5/8/2025	03753XBK5	0.000	12/8/2024	5/8/2025	0.00	0.00	194.42	194.42
Medallion Bank UT 0.6 7/15/2025	58404DHM6	0.000	12/15/2024	7/15/2025	0.00	0.00	122.79	122.79
FFCB 0.9 6/15/2026-22	3133EMH21	0.000	12/15/2024	6/15/2026	0.00	0.00	1,125.00	1,125.00
FFCB 0.6 6/16/2025-22	3133EMH47	0.000	12/16/2024	6/16/2025	0.00	0.00	750.00	750.00
Evergreen Bank IL 4 12/16/2026	300185LF0	0.000	12/16/2024	12/16/2026	0.00	0.00	818.63	818.63
Texas Exchange Bank TX 0.6 12/18/2025	88241TJR2	0.000	12/18/2024	12/18/2025	0.00	0.00	122.79	122.79
FFCB 0.47 12/22/2025-22	3133EMLC4	0.000	12/22/2024	12/22/2025	0.00	0.00	587.50	587.50
UBS Bank UT 0.95 8/25/2026	90348JS50	0.000	12/25/2024	8/25/2026	0.00	0.00	194.42	194.42
BMO Harris Bank IL 0.5 3/28/2025-20	05600XAY6	0.000	12/28/2024	3/28/2025	0.00	0.00	310.40	310.40
JPMorgan Chase OH 0.5 12/29/2025-21	48128UUZ0	0.000	12/29/2024	12/29/2025	0.00	0.00	624.21	624.21
Alliant Credit Union IL 4.85 12/30/2027	01882MAA0	0.000	12/30/2024	12/30/2027	0.00	0.00	988.60	988.60
First Commercial Bank MS 0.3 3/31/2025	31984GFK0	0.000	12/30/2024	3/31/2025	0.00	0.00	61.40	61.40
Transportation Alliance Bank 0.4 1/30/2025	89388CFD5	0.000	12/30/2024	1/30/2025	0.00	0.00	81.21	81.21
Signature Federal CR 4.4 1/31/2028	82671DAB3	0.000	12/31/2024	1/31/2028	0.00	0.00	930.51	930.51
Orange County Investment Pool LGIP	LGIP9LC	0.000	12/31/2024	N/A	0.00	0.00	59.99	59.99
US Bank Custodian MM	MM65000	0.000	12/31/2024	N/A	0.00	0.00	1,189.22	1,189.22
US Bank Custodian MM	MM65000	0.000	12/31/2024	N/A	0.00	0.00	3.46	3.46
T-Note 0.25 6/30/2025	912828ZW3	0.000	12/31/2024	6/30/2025	0.00	0.00	312.50	312.50
Sub Total / Average Interest					0.00	0.00	48,441.24	48,441.24

Matured

Description	CUSIP/Ticker	YTM @ Cost	Settlement Date	Maturity Date	Face Amount/Shares	Principal	Interest/Dividends	Total
Sallie Mae Bank UT 1.9 10/16/2024	7954504P7	0.000	10/16/2024	10/16/2024	247,000.00	247,000.00	0.00	247,000.00
Celtic Bank UT 1.65 10/23/2024	15118RSV0	0.000	10/23/2024	10/23/2024	249,000.00	249,000.00	0.00	249,000.00
FFCB 0.3 11/12/2024-21	3133EMQQ8	0.000	11/12/2024	11/12/2024	250,000.00	250,000.00	0.00	250,000.00
Garnett State Bank 1.7 11/19/2024	366526AW1	0.000	11/19/2024	11/19/2024	249,000.00	249,000.00	0.00	249,000.00
Citizens State Bank 1.7 11/22/2024	176688CR8	0.000	11/22/2024	11/22/2024	249,000.00	249,000.00	0.00	249,000.00
Sub Total / Average Matured					1,244,000.00	1,244,000.00	0.00	1,244,000.00

Mesa Water District
Portfolio Holdings
Compliance Report | Investment Policy - Detail
Report Format: By Transaction
Group By: Asset Category
Average By: Market Value
Portfolio / Report Group: Report Group | Treasurer's Report
As of 12/31/2024

Description	CUSIP/Ticker	Settlement Date	YTM @ Cost	Face Amount/Shares	Cost Value	Market Value	Maturity Date	Days To Maturity	% of Portfolio
01. LAIF Policy - 75M Per Account									
LAIF LGIP	LGIP0012	6/30/2010	4.434	1,173.18	1,173.18	1,173.18	N/A	1	0.00
Sub Total / Average 01. LAIF Policy - 75M Per Account			4.434	1,173.18	1,173.18	1,173.18		1	0.00
02. Orange County LGIP - OCIP Policy - No Limit									
Orange County Investment Pool LGIP	LGIP9LC	9/30/2011	4.282	16,612.57	16,612.57	16,612.57	N/A	1	0.07
Sub Total / Average 02. Orange County LGIP - OCIP Policy - No Limit			4.282	16,612.57	16,612.57	16,612.57		1	0.07
03. Miscellaneous Cash (Petty Emergency)									
Miscellaneous Cash	CASH	6/30/2015	0.000	14,000.00	14,000.00	14,000.00	N/A	1	0.06
Sub Total / Average 03. Miscellaneous Cash (Petty Emergency)			0.000	14,000.00	14,000.00	14,000.00		1	0.06
04. Negotiable CD30%									
Transportation Alliance Bank 0.4 1/30/2025	89388CFD5	8/3/2021	0.400	247,000.00	247,000.00	246,197.25	1/30/2025	30	1.01
BMO Harris Bank IL 0.5 3/28/2025-20	05600XAY6	9/28/2020	0.500	249,000.00	249,000.00	246,736.59	3/28/2025	87	1.01
Baycoast Bank MA 0.9 3/31/2025	072727BG4	3/31/2020	0.900	248,000.00	248,000.00	245,909.36	3/31/2025	90	1.01
First Commercial Bank MS 0.3 3/31/2025	31984GFK0	9/30/2020	0.300	249,000.00	249,000.00	246,500.04	3/31/2025	90	1.01
Flagstar Bank MI 1.25 4/30/2025	33847E3A3	4/30/2020	1.250	248,000.00	248,000.00	245,537.36	4/30/2025	120	1.00
Apex Bank TN 0.95 5/8/2025	03753XBK5	5/8/2020	0.950	249,000.00	249,000.00	246,104.13	5/8/2025	128	1.01
Seattle Bank WA 0.75 6/2/2025-20	81258PKJ1	6/2/2020	0.750	249,000.00	249,000.00	245,396.97	6/2/2025	153	1.00
Medallion Bank UT 0.6 7/15/2025	58404DHM6	7/15/2020	0.600	249,000.00	249,000.00	244,251.57	7/15/2025	196	1.00
BMW Bank UT 0.5 9/25/2025	05580AXF6	9/25/2020	0.500	249,000.00	249,000.00	242,530.98	9/25/2025	268	0.99
Texas Exchange Bank TX 0.6 12/18/2025	88241TJR2	12/18/2020	0.600	249,000.00	249,000.00	240,703.32	12/18/2025	352	0.98
JPMorgan Chase OH 0.5 12/29/2025-21	48128UUZ0	12/29/2020	0.500	249,000.00	249,000.00	240,255.12	12/29/2025	363	0.98
Live Oak Banking NC 0.5 2/10/2026	538036NE0	2/10/2021	0.500	249,000.00	249,000.00	239,241.69	2/10/2026	406	0.98
Toyota Financial Savings NV 0.95 7/29/2026	89235MLE9	7/29/2021	0.950	248,000.00	248,000.00	236,286.96	7/29/2026	575	0.97
UBS Bank UT 0.95 8/25/2026	90348JS50	8/25/2021	0.950	249,000.00	249,000.00	236,674.50	8/25/2026	602	0.97
Capital One Bank VA 1.1 11/17/2026	14042TDW4	11/17/2021	1.100	248,000.00	248,000.00	234,975.04	11/17/2026	686	0.96
Evergreen Bank IL 4 12/16/2026	300185LF0	12/16/2022	4.000	249,000.00	249,000.00	248,890.44	12/16/2026	715	1.02
Discover Bank3.4 7/6/2027	254673L38	7/6/2022	3.400	245,000.00	245,000.00	241,383.80	7/6/2027	917	0.99

Description	CUSIP/Ticker	Settlement Date	YTM @ Cost	Face Amount/Shares	Cost Value	Market Value	Maturity Date	Days To Maturity	% of Portfolio
Alliant Credit Union IL 4.85 12/30/2027	01882MAA0	12/30/2022	4.850	248,000.00	248,000.00	253,917.28	12/30/2027	1,094	1.04
Signature Federal CR 4.4 1/31/2028	82671DAB3	1/31/2023	4.400	249,000.00	249,000.00	251,885.91	1/31/2028	1,126	1.03
Sub Total / Average 04. Negotiable CD30%			1.458	4,720,000.00	4,720,000.00	4,633,378.31		422	18.95

05. US Agency - No Limit

FFCB 0.32 2/3/2025-21	3133EMPV8	2/5/2021	0.305	250,000.00	250,148.18	248,765.00	2/3/2025	34	1.02
FHLB 0.625 2/24/2025-22	3130ANQ86	8/24/2021	0.510	250,000.00	250,996.00	248,615.00	2/24/2025	55	1.02
FHLB 0.5 3/10/2025-21	3130ALDZ4	3/24/2021	0.500	250,000.00	250,000.00	248,205.00	3/10/2025	69	1.02
FHLMC 0.7 5/13/2025-21	3134GVSY5	5/13/2020	0.635	500,000.00	501,600.00	493,475.00	5/13/2025	133	2.02
FFCB 0.6 6/16/2025-22	3133EMH47	6/17/2021	0.530	250,000.00	250,687.50	245,692.50	6/16/2025	167	1.00
FNMA 0.6 7/29/2025-22	3136G4D75	12/18/2020	0.459	250,000.00	251,610.25	244,712.50	7/29/2025	210	1.00
FNMA 0.5 8/14/2025-23	3135G05S8	4/29/2021	0.606	250,000.00	248,875.00	244,157.50	8/14/2025	226	1.00
FNMA 0.375 8/25/2025	3135G05X7	11/12/2020	0.440	250,000.00	249,231.00	243,740.00	8/25/2025	237	1.00
FFCB 0.53 9/29/2025-21	3133EMBH4	6/17/2021	0.649	500,000.00	497,500.00	486,140.00	9/29/2025	272	1.99
FHLMC 0.4 9/30/2025-21	3134GWVP8	9/30/2020	0.400	250,000.00	250,000.00	242,940.00	9/30/2025	273	0.99
FHLMC 0.65 10/27/2025-21	3134GW5R3	5/25/2021	0.650	375,000.00	375,000.00	364,046.25	10/27/2025	300	1.49
FHLMC 0.45 10/29/2025-21	3134GW3J3	4/22/2021	0.608	250,000.00	248,237.50	242,252.50	10/29/2025	302	0.99
FNMA 0.54 11/3/2025-22	3135GA2G5	10/30/2020	0.459	500,000.00	501,999.50	484,530.00	11/3/2025	307	1.98
FNMA 0.56 11/17/2025-22	3135GA2Z3	11/17/2020	0.540	325,000.00	325,322.73	314,743.00	11/17/2025	321	1.29
FNMA 0.58 11/25/2025-22	3135GA5E7	11/30/2020	0.499	250,000.00	250,983.75	241,775.00	11/25/2025	329	0.99
FFCB 0.47 12/22/2025-22	3133EMLC4	12/22/2020	0.410	250,000.00	250,747.00	240,885.00	12/22/2025	356	0.99
FFCB 0.45 2/2/2026-23	3133EMPD8	3/2/2021	0.730	300,000.00	295,947.00	287,625.00	2/2/2026	398	1.18
FHLB 0.53 2/10/2026	3130AKWW2	8/19/2021	0.667	310,000.00	308,124.50	297,491.50	2/10/2026	406	1.22
FHLB 0.625 2/24/2026-21	3130AL7M0	3/2/2021	0.749	250,000.00	248,487.50	239,767.50	2/24/2026	420	0.98
FFCB 0.8 3/9/2026-23	3133EMSU7	9/24/2021	0.736	250,000.00	250,702.50	239,747.50	3/9/2026	433	0.98
FHLB 0.6 3/10/2026-21	3130ALFX7	3/10/2021	0.743	250,000.00	248,237.50	239,382.50	3/10/2026	434	0.98
FHLB 0.75 3/16/2026-21	3130ALF33	3/24/2021	0.750	250,000.00	250,000.00	239,647.50	3/16/2026	440	0.98
FHLB 0.85 3/30/2026-21	3130ANY79	11/10/2021	0.950	250,000.00	248,927.50	239,602.50	3/30/2026	454	0.98
FHLMC 1.03 4/29/2026-22	3130ALZM9	4/29/2021	0.906	250,000.00	251,507.75	239,515.00	4/29/2026	484	0.98
FHLB 0.875 5/26/2026-21	3130AMHB1	5/28/2021	0.834	250,000.00	250,500.00	238,357.50	5/26/2026	511	0.97
FFCB 0.9 6/15/2026-22	3133EMH21	6/17/2021	0.834	250,000.00	250,800.00	237,870.00	6/15/2026	531	0.97
FFCB 0.94 9/28/2026-22	3133EM6E7	9/28/2021	0.869	250,000.00	250,862.50	235,565.00	9/28/2026	636	0.96
FHLMC 0.8 10/27/2026-21	3134GW4C7	11/10/2021	1.065	250,000.00	246,800.00	234,602.50	10/27/2026	665	0.96
FHLB 3.125 10/29/2026-24	3130ARUF6	5/12/2022	3.125	250,000.00	250,000.00	244,927.50	10/29/2026	667	1.00
FFCB 1.46 11/30/2026-23	3133ENFP0	11/30/2021	1.320	250,000.00	251,687.50	236,695.00	11/30/2026	699	0.97
FFCB 1.68 3/10/2027	3133ENRD4	3/17/2022	2.200	250,000.00	243,898.50	236,560.00	3/10/2027	799	0.97
FHLB 3 4/21/2027-23	3130ARJF9	4/21/2022	3.000	250,000.00	250,000.00	242,265.00	4/21/2027	841	0.99
Sub Total / Average 05. US Agency - No Limit			0.832	9,060,000.00	9,049,421.16	8,764,295.75		371	35.85

06. US Treasury - No Limit

Description	CUSIP/Ticker	Settlement Date	YTM @ Cost	Face Amount/Shares	Cost Value	Market Value	Maturity Date	Days To Maturity	% of Portfolio
T-Note 0.375 4/30/2025	912828ZL7	8/19/2021	0.450	250,000.00	249,312.75	246,827.50	4/30/2025	120	1.01
T-Note 0.25 6/30/2025	912828ZW3	4/22/2021	0.515	250,000.00	247,256.86	245,217.50	6/30/2025	181	1.00
T-Note 0.375 1/31/2026	91282CBH3	4/29/2021	0.720	250,000.00	245,973.50	239,877.50	1/31/2026	396	0.98
T-Note 0.625 7/31/2026	91282CCP4	9/24/2021	0.750	250,000.00	248,512.75	236,262.50	7/31/2026	577	0.97
Sub Total / Average 06. US Treasury - No Limit			0.607	1,000,000.00	991,055.86	968,185.00		315	3.96
07. US Bank MM Custody Policy 50%									
US Bank Custodian MM	MM65000	7/31/2020	4.080	771,408.91	771,408.91	771,408.91	N/A	1	3.16
Sub Total / Average 07. US Bank MM Custody Policy 50%			4.080	771,408.91	771,408.91	771,408.91		1	3.16
09. Pacific Premier Bank Policy - n/a									
Pacific Premier Bank Checking Cash	MM0831	5/28/2020	1.250	9,280,904.60	9,280,904.60	9,280,904.60	N/A	1	37.96
Sub Total / Average 09. Pacific Premier Bank Policy - n/a			1.250	9,280,904.60	9,280,904.60	9,280,904.60		1	37.96
Total / Average			1.205	24,864,099.26	24,844,576.28	24,449,958.32		226	100

Mesa Water District
Portfolio Holdings
Investment Report | PARS Trust
Report Format: By CUSIP / Ticker
Group By: Portfolio Name
Average By: Market Value
Portfolio / Report Group: PARS OPEB Trust
As of 12/31/2024

Description	CUSIP/Ticker	Security Type	Face Amount/Shares	Cost Value	Market Value
PARS OPEB Trust					
Baird Aggregate Bond Fund	057071854	Mutual Fund	14,406.56	138,914.98	139,023.31
Cohen & Steers Instl Realty	19247U106	Mutual Fund	3,152.25	153,953.11	151,024.00
Columbia Contrarian Fund	19766M709	Mutual Fund	8,115.83	261,355.42	296,145.32
Columbia Small Cap Growth Inst3	19765Y340	Mutual Fund	487.89	13,426.67	14,451.24
Dodge Cox Income	256210105	Mutual Fund	10,668.43	134,408.65	132,074.99
Emerald Growth	317609253	Mutual Fund	512.71	12,474.61	13,212.41
Fidelity International	315911727	Mutual Fund	2,715.93	134,636.54	129,115.41
Goldman Sachs	38147N293	Mutual Fund	2,249.04	51,819.77	43,991.16
Hartford Schroders	41665X859	Mutual Fund	4,081.69	62,642.11	67,756.19
iShares Core US Aggregate	464287226	Mutual Fund	1,038.00	101,073.24	100,582.20
Lazard CI List Infrastructure	52106N459	Mutual Fund	2,971.98	49,428.05	46,452.16
MFS International	552746356	Mutual Fund	1,287.38	49,781.41	53,284.04
Nyli Cbre Global Infrastructure	56064L298	Mutual Fund	3,453.96	45,275.34	45,143.28
Nyli MacKay	56063N881	Mutual Fund	5,054.60	25,989.24	26,182.90
PGIM Total Return Bond	74440B884	Mutual Fund	11,351.52	147,908.72	134,401.23
Putnam Core Equity Fund Y	74676P839	Mutual Fund	2,937.69	127,502.61	126,907.95
Schwab US Large Cap EFT	808524201	Mutual Fund	39,406.00	906,249.73	913,431.08
Undiscovered	904504479	Mutual Fund	483.50	37,450.90	40,750.92
US Bank PARS OPEB Trust MM	MM4900	Money Market	75,558.81	75,558.81	75,558.81
Sub Total / Average PARS OPEB Trust			189,933.77	2,529,849.91	2,549,488.60
Total / Average			189,933.77	2,529,849.91	2,549,488.60

Mesa Water District
Transactions Summary
Quarterly Treasurer's Status Report - Investment Activity
Group By: Action
Portfolio / Report Group: PARS OPEB Trust
Begin Date: 09/30/2024, End Date: 12/31/2024

Description	CUSIP/Ticker	YTM @ Cost	Settlement Date	Maturity Date	Face Amount/Shares	Principal	Interest/Dividends	Total
Buy								
Cohen & Steers Instl Realty	19247U106	0.000	10/9/2024	N/A	1,348.18	69,000.00	0.00	69,000.00
Schwab US Large Cap EFT	808524201	0.000	10/11/2024	N/A	6,592.00	6,592.00	0.00	6,592.00
Baird Aggregate Bond Fund	057071854	0.000	10/25/2024	N/A	44.90	440.50	0.00	440.50
Baird Aggregate Bond Fund	057071854	0.000	10/25/2024	N/A	698.27	6,850.00	0.00	6,850.00
Dodge Cox Income	256210105	0.000	10/25/2024	N/A	549.92	6,940.00	0.00	6,940.00
iShares Core US Aggregate	464287226	0.000	10/25/2024	N/A	57.00	5,635.59	0.00	5,635.59
Columbia Contrarian Fund	19766M709	0.000	10/25/2024	N/A	2,515.52	98,860.00	0.00	98,860.00
Natixis Vaughan Nelson Select N	63873P841	0.000	10/25/2024	N/A	1,241.99	27,510.00	0.00	27,510.00
Schwab US Large Cap EFT	808524201	0.000	10/25/2024	N/A	26,541.00	610,443.00	0.00	610,443.00
PGIM Total Return Bond	74440B884	0.000	10/25/2024	N/A	477.10	5,730.00	0.00	5,730.00
Putnam Core Equity Fund Y	74676P839	0.000	10/25/2024	N/A	813.49	36,070.00	0.00	36,070.00
Nyli MacKay	56063N881	0.000	10/31/2024	N/A	25.46	132.40	0.00	132.40
PGIM Total Return Bond	74440B884	0.000	10/31/2024	N/A	43.38	519.67	0.00	519.67
Baird Aggregate Bond Fund	057071854	0.000	11/27/2024	N/A	49.00	481.63	0.00	481.63
Nyli MacKay	56063N881	0.000	11/29/2024	N/A	25.16	131.58	0.00	131.58
PGIM Total Return Bond	74440B884	0.000	11/29/2024	N/A	43.70	527.89	0.00	527.89
PGIM Total Return Bond	74440B884	0.000	12/1/2024	N/A	46.03	544.99	0.00	544.99
Cohen & Steers Instl Realty	19247U106	0.000	12/4/2024	N/A	23.239	1,192.15	0.00	1,192.15
Putnam Core Equity Fund Y	74676P839	0.000	12/9/2024	N/A	121.399	5,432.61	0.00	5,432.61
Columbia Contrarian Fund	19766M709	0.000	12/11/2024	N/A	687.734	25,810.66	0.00	25,810.66
Goldman Sachs	38147N293	0.000	12/13/2024	N/A	87.999	1,835.65	0.00	1,835.65
Undiscovered	904504479	0.000	12/16/2024	N/A	11.922	1,071.79	0.00	1,071.79
Nyli MacKay	56063N881	0.000	12/18/2024	N/A	26.497	137.52	0.00	137.52
Goldman Sachs	38147N293	0.000	12/19/2024	N/A	49.879	984.12	0.00	984.12
Undiscovered	904504479	0.000	12/19/2024	N/A	9.532	786.81	0.00	786.81
MFS International	552746356	0.000	12/19/2024	N/A	74.907	3,185.80	0.00	3,185.80
Lazard CI List Infrastructure	52106N459	0.000	12/20/2024	N/A	58.693	904.46	0.00	904.46
Fidelity International	315911727	0.000	12/20/2024	N/A	76.931	3,636.54	0.00	3,636.54
Nyli Cbre Global Infrastructure	56064L298	0.000	12/23/2024	N/A	15.543	202.99	0.00	202.99
Schwab US Large Cap EFT	808524201	0.000	12/24/2024	N/A	2,977.00	70,525.13	0.00	70,525.13
Baird Aggregate Bond Fund	057071854	0.000	12/27/2024	N/A	75.708	728.31	0.00	728.31
Hartford Schroders	41665X859	0.000	12/27/2024	N/A	53.319	893.10	0.00	893.10

Description	CUSIP/Ticker	YTM @ Cost	Settlement Date	Maturity Date	Face Amount/Shares	Principal	Interest/Dividends	Total
Sub Total / Average Buy					45,462.402	993,736.89	0.00	993,736.89
Dividend								
iShares Core US Aggregate	464287226	0.000	10/4/2024	N/A	0.00	0.00	301.49	301.49
Baird Aggregate Bond Fund	057071854	0.000	10/25/2024	N/A	0.00	0.00	440.50	440.50
Nyli MacKay	56063N881	0.000	10/31/2024	N/A	0.00	0.00	132.40	132.40
PGIM Total Return Bond	74440B884	0.000	10/31/2024	N/A	0.00	0.00	519.67	519.67
iShares Core US Aggregate	464287226	0.000	11/6/2024	N/A	0.00	0.00	322.05	322.05
Baird Aggregate Bond Fund	057071854	0.000	11/27/2024	N/A	0.00	0.00	481.63	481.63
Nyli MacKay	56063N881	0.000	11/29/2024	N/A	0.00	0.00	131.58	131.58
PGIM Total Return Bond	74440B884	0.000	11/29/2024	N/A	0.00	0.00	527.89	527.89
PGIM Total Return Bond	74440B884	0.000	12/1/2024	N/A	0.00	0.00	544.99	544.99
Cohen & Steers Instl Realty	19247U106	0.000	12/4/2024	N/A	0.00	0.00	1,192.15	1,192.15
iShares Core US Aggregate	464287226	0.000	12/5/2024	N/A	0.00	0.00	323.37	323.37
Putnam Core Equity Fund Y	74676P839	0.000	12/5/2024	N/A	0.00	0.00	4,210.34	4,210.34
Putnam Core Equity Fund Y	74676P839	0.000	12/5/2024	N/A	0.00	0.00	335.14	335.14
Putnam Core Equity Fund Y	74676P839	0.000	12/9/2024	N/A	0.00	0.00	887.13	887.13
Columbia Contrarian Fund	19766M709	0.000	12/10/2024	N/A	0.00	0.00	23,252.51	23,252.51
Columbia Contrarian Fund	19766M709	0.000	12/10/2024	N/A	0.00	0.00	679.82	679.82
Columbia Contrarian Fund	19766M709	0.000	12/11/2024	N/A	0.00	0.00	1,878.33	1,878.33
Goldman Sachs	38147N293	0.000	12/12/2024	N/A	0.00	0.00	1,835.65	1,835.65
Undiscovered	904504479	0.000	12/12/2024	N/A	0.00	0.00	357.30	357.30
Undiscovered	904504479	0.000	12/12/2024	N/A	0.00	0.00	714.49	714.49
Schwab US Large Cap EFT	808524201	0.000	12/16/2024	N/A	0.00	0.00	2,885.18	2,885.18
MFS International	552746356	0.000	12/17/2024	N/A	0.00	0.00	2,305.96	2,305.96
MFS International	552746356	0.000	12/17/2024	N/A	0.00	0.00	28.66	28.66
Nyli MacKay	56063N881	0.000	12/18/2024	N/A	0.00	0.00	137.52	137.52
Emerald Growth	317609253	0.000	12/18/2024	N/A	0.00	0.00	713.54	713.54
Goldman Sachs	38147N293	0.000	12/19/2024	N/A	0.00	0.00	984.12	984.12
Dodge Cox Income	256210105	0.000	12/19/2024	N/A	0.00	0.00	1,386.89	1,386.89
Undiscovered	904504479	0.000	12/19/2024	N/A	0.00	0.00	786.81	786.81
MFS International	552746356	0.000	12/19/2024	N/A	0.00	0.00	851.18	851.18
Lazard CI List Infrastructure	52106N459	0.000	12/20/2024	N/A	0.00	0.00	474.90	474.90
Lazard CI List Infrastructure	52106N459	0.000	12/20/2024	N/A	0.00	0.00	429.56	429.56
Emerald Growth	317609253	0.000	12/20/2024	N/A	0.00	0.00	205.89	205.89
Fidelity International	315911727	0.000	12/20/2024	N/A	0.00	0.00	3,636.54	3,636.54
Nyli Cbre Global Infrastructure	56064L298	0.000	12/23/2024	N/A	0.00	0.00	202.99	202.99
iShares Core US Aggregate	464287226	0.000	12/23/2024	N/A	0.00	0.00	328.29	328.29
Baird Aggregate Bond Fund	057071854	0.000	12/27/2024	N/A	0.00	0.00	728.31	728.31
Hartford Schroders	41665X859	0.000	12/27/2024	N/A	0.00	0.00	893.10	893.10

Description	CUSIP/Ticker	YTM @ Cost	Settlement Date	Maturity Date	Face Amount/Shares	Principal	Interest/Dividends	Total
Sub Total / Average Dividend					0.00	0.00	56,047.87	56,047.87
Interest								
US Bank PARS OPEB Trust MM	MM4900	0.000	10/31/2024	N/A	0.00	0.00	366.61	366.61
US Bank PARS OPEB Trust MM	MM4900	0.000	11/30/2024	N/A	0.00	0.00	305.59	305.59
US Bank PARS OPEB Trust MM	MM4900	0.000	12/31/2024	N/A	0.00	0.00	269.32	269.32
Sub Total / Average Interest					0.00	0.00	941.52	941.52
Sell								
Hartford Schroders	41665X859	0.000	10/9/2024	N/A	25.867	467.158	0.00	467.16
Hartford Schroders	41665X859	0.000	10/9/2024	N/A	56.72	1,024.363	0.00	1,024.36
Hartford Schroders	41665X859	0.000	10/9/2024	N/A	72.715	1,313.233	0.00	1,313.23
Hartford Schroders	41665X859	0.000	10/9/2024	N/A	80.566	1,455.022	0.00	1,455.02
Hartford Schroders	41665X859	0.000	10/9/2024	N/A	101.283	1,829.171	0.00	1,829.17
Hartford Schroders	41665X859	0.000	10/9/2024	N/A	105.79	1,910.568	0.00	1,910.57
Hartford Schroders	41665X859	0.000	10/9/2024	N/A	171.25	3,092.775	0.00	3,092.78
Hartford Schroders	41665X859	0.000	10/9/2024	N/A	180.61	3,261.817	0.00	3,261.82
Hartford Schroders	41665X859	0.000	10/9/2024	N/A	239.345	4,322.571	0.00	4,322.57
Hartford Schroders	41665X859	0.000	10/9/2024	N/A	240.891	4,350.492	0.00	4,350.49
Hartford Schroders	41665X859	0.000	10/9/2024	N/A	317.162	5,727.946	0.00	5,727.95
Hartford Schroders	41665X859	0.000	10/9/2024	N/A	345.787	6,244.914	0.00	6,244.91
Hartford Schroders	41665X859	0.000	10/9/2024	N/A	390.297	7,048.764	0.00	7,048.76
Hartford Schroders	41665X859	0.000	10/9/2024	N/A	404.071	7,297.523	0.00	7,297.52
Hartford Schroders	41665X859	0.000	10/9/2024	N/A	579.907	10,473.121	0.00	10,473.12
Hartford Schroders	41665X859	0.000	10/9/2024	N/A	580.319	10,480.562	0.00	10,480.56
Columbia Small Cap Growth Inst3	19765Y340	0.000	10/25/2024	N/A	493.217	14,180.00	0.00	14,180.00
iShares SP500	464287408	0.000	10/25/2024	N/A	1.00	197.535	0.00	197.54
iShares SP500	464287408	0.000	10/25/2024	N/A	2.00	395.069	0.00	395.07
iShares SP500	464287408	0.000	10/25/2024	N/A	3.00	592.604	0.00	592.60
iShares SP500	464287408	0.000	10/25/2024	N/A	3.00	592.604	0.00	592.60
iShares SP500	464287408	0.000	10/25/2024	N/A	4.00	790.138	0.00	790.14
iShares SP500	464287408	0.000	10/25/2024	N/A	4.00	790.138	0.00	790.14
iShares SP500	464287408	0.000	10/25/2024	N/A	4.00	790.138	0.00	790.14
iShares SP500	464287408	0.000	10/25/2024	N/A	5.00	987.673	0.00	987.67
iShares SP500	464287408	0.000	10/25/2024	N/A	6.00	1,185.207	0.00	1,185.21
iShares SP500	464287408	0.000	10/25/2024	N/A	7.00	1,382.742	0.00	1,382.74
iShares SP500	464287408	0.000	10/25/2024	N/A	8.00	1,580.276	0.00	1,580.28
iShares SP500	464287408	0.000	10/25/2024	N/A	8.00	1,580.276	0.00	1,580.28
iShares SP500	464287408	0.000	10/25/2024	N/A	8.00	1,580.276	0.00	1,580.28
iShares SP500	464287408	0.000	10/25/2024	N/A	9.00	1,777.811	0.00	1,777.81
iShares SP500	464287408	0.000	10/25/2024	N/A	14.00	2,765.483	0.00	2,765.48

Description	CUSIP/Ticker	YTM @ Cost	Settlement Date	Maturity Date	Face Amount/Shares	Principal	Interest/Dividends	Total
iShares SP500	464287408	0.000	10/25/2024	N/A	20.00	3,950.69	0.00	3,950.69
iShares SP500	464287408	0.000	10/25/2024	N/A	26.00	5,135.897	0.00	5,135.90
iShares SP500	464287408	0.000	10/25/2024	N/A	39.00	7,703.846	0.00	7,703.85
iShares SP500	464287408	0.000	10/25/2024	N/A	40.00	7,901.38	0.00	7,901.38
iShares SP500	464287408	0.000	10/25/2024	N/A	64.00	12,642.208	0.00	12,642.21
iShares SP500	464287408	0.000	10/25/2024	N/A	78.00	15,407.691	0.00	15,407.69
Undiscovered	904504479	0.000	10/25/2024	N/A	5.183	453.511	0.00	453.51
Undiscovered	904504479	0.000	10/25/2024	N/A	8.156	713.648	0.00	713.65
Undiscovered	904504479	0.000	10/25/2024	N/A	14.749	1,290.534	0.00	1,290.53
Undiscovered	904504479	0.000	10/25/2024	N/A	18.575	1,625.308	0.00	1,625.31
Undiscovered	904504479	0.000	10/25/2024	N/A	24.54	2,147.244	0.00	2,147.24
Undiscovered	904504479	0.000	10/25/2024	N/A	38.998	3,412.315	0.00	3,412.32
Undiscovered	904504479	0.000	10/25/2024	N/A	56.089	4,907.773	0.00	4,907.77
Undiscovered	904504479	0.000	10/25/2024	N/A	59.589	5,214.022	0.00	5,214.02
Undiscovered	904504479	0.000	10/25/2024	N/A	61.592	5,389.284	0.00	5,389.28
Undiscovered	904504479	0.000	10/25/2024	N/A	102.58	8,975.723	0.00	8,975.72
Undiscovered	904504479	0.000	10/25/2024	N/A	129.936	11,369.366	0.00	11,369.37
Undiscovered	904504479	0.000	10/25/2024	N/A	202.518	17,720.272	0.00	17,720.27
Undiscovered	904504479	0.000	10/25/2024	N/A	237.955	20,821.001	0.00	20,821.00
Dodge & Cox Stock Fund	256219106	0.000	10/25/2024	N/A	0.007	1.86	0.00	1.86
Dodge & Cox Stock Fund	256219106	0.000	10/25/2024	N/A	0.537	148.024	0.00	148.02
Dodge & Cox Stock Fund	256219106	0.000	10/25/2024	N/A	1.061	292.465	0.00	292.47
Dodge & Cox Stock Fund	256219106	0.000	10/25/2024	N/A	1.147	316.171	0.00	316.17
Dodge & Cox Stock Fund	256219106	0.000	10/25/2024	N/A	1.19	316.34	0.00	316.34
Dodge & Cox Stock Fund	256219106	0.000	10/25/2024	N/A	1.651	455.098	0.00	455.10
Dodge & Cox Stock Fund	256219106	0.000	10/25/2024	N/A	1.815	500.305	0.00	500.31
Dodge & Cox Stock Fund	256219106	0.000	10/25/2024	N/A	1.914	527.594	0.00	527.59
Dodge & Cox Stock Fund	256219106	0.000	10/25/2024	N/A	2.055	566.461	0.00	566.46
Dodge & Cox Stock Fund	256219106	0.000	10/25/2024	N/A	2.24	617.456	0.00	617.46
Dodge & Cox Stock Fund	256219106	0.000	10/25/2024	N/A	2.357	649.707	0.00	649.71
Dodge & Cox Stock Fund	256219106	0.000	10/25/2024	N/A	2.498	688.574	0.00	688.57
Dodge & Cox Stock Fund	256219106	0.000	10/25/2024	N/A	2.505	690.503	0.00	690.50
Dodge & Cox Stock Fund	256219106	0.000	10/25/2024	N/A	2.67	735.986	0.00	735.99
Dodge & Cox Stock Fund	256219106	0.000	10/25/2024	N/A	2.926	806.552	0.00	806.55
Dodge & Cox Stock Fund	256219106	0.000	10/25/2024	N/A	3.756	1,035.341	0.00	1,035.34
Dodge & Cox Stock Fund	256219106	0.000	10/25/2024	N/A	3.83	1,055.74	0.00	1,055.74
Dodge & Cox Stock Fund	256219106	0.000	10/25/2024	N/A	4.878	1,344.621	0.00	1,344.62
Dodge & Cox Stock Fund	256219106	0.000	10/25/2024	N/A	5.23	1,441.65	0.00	1,441.65
Dodge & Cox Stock Fund	256219106	0.000	10/25/2024	N/A	5.571	1,535.646	0.00	1,535.65
Dodge & Cox Stock Fund	256219106	0.000	10/25/2024	N/A	5.611	1,546.672	0.00	1,546.67

Description	CUSIP/Ticker	YTM @ Cost	Settlement Date	Maturity Date	Face Amount/Shares	Principal	Interest/Dividends	Total
Dodge & Cox Stock Fund	256219106	0.000	10/25/2024	N/A	6.31	1,739.352	0.00	1,739.35
Dodge & Cox Stock Fund	256219106	0.000	10/25/2024	N/A	6.79	1,871.664	0.00	1,871.66
Dodge & Cox Stock Fund	256219106	0.000	10/25/2024	N/A	7.421	2,045.599	0.00	2,045.60
Dodge & Cox Stock Fund	256219106	0.000	10/25/2024	N/A	8.96	2,469.824	0.00	2,469.82
Dodge & Cox Stock Fund	256219106	0.000	10/25/2024	N/A	11.223	3,093.62	0.00	3,093.62
Dodge & Cox Stock Fund	256219106	0.000	10/25/2024	N/A	11.522	3,176.039	0.00	3,176.04
Dodge & Cox Stock Fund	256219106	0.000	10/25/2024	N/A	11.673	3,217.662	0.00	3,217.66
Dodge & Cox Stock Fund	256219106	0.000	10/25/2024	N/A	13.404	3,694.813	0.00	3,694.81
Dodge & Cox Stock Fund	256219106	0.000	10/25/2024	N/A	14.021	3,864.889	0.00	3,864.89
Dodge & Cox Stock Fund	256219106	0.000	10/25/2024	N/A	14.07	3,878.396	0.00	3,878.40
Dodge & Cox Stock Fund	256219106	0.000	10/25/2024	N/A	14.361	3,958.61	0.00	3,958.61
Dodge & Cox Stock Fund	256219106	0.000	10/25/2024	N/A	15.628	4,307.858	0.00	4,307.86
Dodge & Cox Stock Fund	256219106	0.000	10/25/2024	N/A	17.628	4,859.158	0.00	4,859.16
Dodge & Cox Stock Fund	256219106	0.000	10/25/2024	N/A	21.319	5,876.582	0.00	5,876.58
Dodge & Cox Stock Fund	256219106	0.000	10/25/2024	N/A	21.55	5,940.258	0.00	5,940.26
Dodge & Cox Stock Fund	256219106	0.000	10/25/2024	N/A	25.17	6,938.111	0.00	6,938.11
Dodge & Cox Stock Fund	256219106	0.000	10/25/2024	N/A	32.419	8,618.10	0.00	8,618.10
Dodge & Cox Stock Fund	256219106	0.000	10/25/2024	N/A	35.515	9,789.71	0.00	9,789.71
Dodge & Cox Stock Fund	256219106	0.000	10/25/2024	N/A	48.861	13,468.535	0.00	13,468.54
Dodge & Cox Stock Fund	256219106	0.000	10/25/2024	N/A	51.603	14,224.367	0.00	14,224.37
Dodge & Cox Stock Fund	256219106	0.000	10/25/2024	N/A	78.60	21,666.09	0.00	21,666.09
ishares SP 500 Growth	464287309	0.000	10/25/2024	N/A	2.00	196.455	0.00	196.46
ishares SP 500 Growth	464287309	0.000	10/25/2024	N/A	3.00	294.682	0.00	294.68
ishares SP 500 Growth	464287309	0.000	10/25/2024	N/A	7.00	687.592	0.00	687.59
ishares SP 500 Growth	464287309	0.000	10/25/2024	N/A	8.00	785.819	0.00	785.82
ishares SP 500 Growth	464287309	0.000	10/25/2024	N/A	28.00	2,750.366	0.00	2,750.37
ishares SP 500 Growth	464287309	0.000	10/25/2024	N/A	978.00	96,066.366	0.00	96,066.37
Emerald Growth	317609253	0.000	10/25/2024	N/A	70.733	1,913.327	0.00	1,913.33
Emerald Growth	317609253	0.000	10/25/2024	N/A	2,695.257	72,906.673	0.00	72,906.67
Harbor Capital Appreciation	411512528	0.000	10/25/2024	N/A	0.004	0.48	0.00	0.48
Harbor Capital Appreciation	411512528	0.000	10/25/2024	N/A	0.609	73.804	0.00	73.80
Harbor Capital Appreciation	411512528	0.000	10/25/2024	N/A	0.997	120.826	0.00	120.83
Harbor Capital Appreciation	411512528	0.000	10/25/2024	N/A	3.008	364.538	0.00	364.54
Harbor Capital Appreciation	411512528	0.000	10/25/2024	N/A	4.288	519.66	0.00	519.66
Harbor Capital Appreciation	411512528	0.000	10/25/2024	N/A	6.248	757.192	0.00	757.19
Harbor Capital Appreciation	411512528	0.000	10/25/2024	N/A	11.315	1,371.259	0.00	1,371.26
Harbor Capital Appreciation	411512528	0.000	10/25/2024	N/A	11.755	1,424.582	0.00	1,424.58
Harbor Capital Appreciation	411512528	0.000	10/25/2024	N/A	12.667	1,534.63	0.00	1,534.63
Harbor Capital Appreciation	411512528	0.000	10/25/2024	N/A	13.13	1,591.218	0.00	1,591.22
Harbor Capital Appreciation	411512528	0.000	10/25/2024	N/A	15.741	1,907.644	0.00	1,907.64

Description	CUSIP/Ticker	YTM @ Cost	Settlement Date	Maturity Date	Face Amount/Shares	Principal	Interest/Dividends	Total
Harbor Capital Appreciation	411512528	0.000	10/25/2024	N/A	16.996	2,059.736	0.00	2,059.74
Harbor Capital Appreciation	411512528	0.000	10/25/2024	N/A	18.866	2,286.361	0.00	2,286.36
Harbor Capital Appreciation	411512528	0.000	10/25/2024	N/A	22.25	2,696.466	0.00	2,696.47
Harbor Capital Appreciation	411512528	0.000	10/25/2024	N/A	50.004	6,059.959	0.00	6,059.96
Harbor Capital Appreciation	411512528	0.000	10/25/2024	N/A	56.607	6,860.173	0.00	6,860.17
Harbor Capital Appreciation	411512528	0.000	10/25/2024	N/A	86.13	10,438.05	0.00	10,438.05
Harbor Capital Appreciation	411512528	0.000	10/25/2024	N/A	94.977	11,510.213	0.00	11,510.21
Harbor Capital Appreciation	411512528	0.000	10/25/2024	N/A	95.11	11,526.332	0.00	11,526.33
Harbor Capital Appreciation	411512528	0.000	10/25/2024	N/A	124.129	15,043.129	0.00	15,043.13
Harbor Capital Appreciation	411512528	0.000	10/25/2024	N/A	143.28	17,364.029	0.00	17,364.03
Harbor Capital Appreciation	411512528	0.000	10/25/2024	N/A	152.093	18,432.072	0.00	18,432.07
ishares Russell Mid Cap	464287499	0.000	10/25/2024	N/A	5.00	443.788	0.00	443.79
ishares Russell Mid Cap	464287499	0.000	10/25/2024	N/A	6.00	532.545	0.00	532.55
ishares Russell Mid Cap	464287499	0.000	10/25/2024	N/A	8.00	710.06	0.00	710.06
ishares Russell Mid Cap	464287499	0.000	10/25/2024	N/A	8.00	710.06	0.00	710.06
ishares Russell Mid Cap	464287499	0.000	10/25/2024	N/A	11.00	976.333	0.00	976.33
ishares Russell Mid Cap	464287499	0.000	10/25/2024	N/A	18.00	1,597.636	0.00	1,597.64
ishares Russell Mid Cap	464287499	0.000	10/25/2024	N/A	20.00	1,775.151	0.00	1,775.15
ishares Russell Mid Cap	464287499	0.000	10/25/2024	N/A	22.00	1,952.666	0.00	1,952.67
ishares Russell Mid Cap	464287499	0.000	10/25/2024	N/A	24.00	2,130.181	0.00	2,130.18
ishares Russell Mid Cap	464287499	0.000	10/25/2024	N/A	24.00	2,130.181	0.00	2,130.18
ishares Russell Mid Cap	464287499	0.000	10/25/2024	N/A	33.00	2,928.998	0.00	2,929.00
ishares Russell Mid Cap	464287499	0.000	10/25/2024	N/A	34.00	3,017.756	0.00	3,017.76
ishares Russell Mid Cap	464287499	0.000	10/25/2024	N/A	42.00	3,727.816	0.00	3,727.82
ishares Russell Mid Cap	464287499	0.000	10/25/2024	N/A	57.00	5,059.179	0.00	5,059.18
ishares Russell Mid Cap	464287499	0.000	10/25/2024	N/A	64.00	5,680.482	0.00	5,680.48
ishares Russell Mid Cap	464287499	0.000	10/25/2024	N/A	70.00	6,213.027	0.00	6,213.03
ishares Russell Mid Cap	464287499	0.000	10/25/2024	N/A	77.00	6,834.33	0.00	6,834.33
ishares Russell Mid Cap	464287499	0.000	10/25/2024	N/A	119.00	10,562.146	0.00	10,562.15
ishares Russell Mid Cap	464287499	0.000	10/25/2024	N/A	142.00	12,603.569	0.00	12,603.57
ishares Russell Mid Cap	464287499	0.000	10/25/2024	N/A	184.00	16,331.385	0.00	16,331.39
ishares Russell Mid Cap	464287499	0.000	10/25/2024	N/A	203.00	18,017.779	0.00	18,017.78
ishares Russell Mid Cap	464287499	0.000	10/25/2024	N/A	257.00	22,810.685	0.00	22,810.69
ishares Russell Mid Cap	464287499	0.000	10/25/2024	N/A	600.00	53,254.518	0.00	53,254.52
Emerald Growth	317609253	0.000	10/28/2024	N/A	36.109	985.408	0.00	985.41
Emerald Growth	317609253	0.000	10/28/2024	N/A	52.305	1,427.395	0.00	1,427.40
Emerald Growth	317609253	0.000	10/28/2024	N/A	60.399	1,648.278	0.00	1,648.28
Emerald Growth	317609253	0.000	10/28/2024	N/A	67.029	1,829.21	0.00	1,829.21
Emerald Growth	317609253	0.000	10/28/2024	N/A	193.468	5,279.709	0.00	5,279.71
Natixis Vaughan Nelson Select N	63873P841	0.000	12/24/2024	N/A	1,241.99	27,969.58	0.00	27,969.58

Description	CUSIP/Ticker	YTM @ Cost	Settlement Date	Maturity Date	Face Amount/Shares	Principal	Interest/Dividends	Total
Natixis Vaughan Nelson Select N	63873P841	0.000	12/24/2024	N/A	1,897.27	42,726.47	0.00	42,726.47
Sub Total / Average Sell					16,531.518	933,631.64	0.00	933,631.64

Mesa Water District
Portfolio Holdings
Investment Report | PARS Trust
Report Format: By CUSIP / Ticker
Group By: Portfolio Name
Average By: Market Value
Portfolio / Report Group: PARS Pension Trust
As of 12/31/2024

Description	CUSIP/Ticker	Security Type	Face Amount/Shares	Cost Value	Market Value
PARS Pension Trust					
Baird Aggregate Bond Fund	057071854	Mutual Fund	86,332.22	832,049.12	833,105.88
Cohen & Steers Instl Realty	19247U106	Mutual Fund	18,888.92	922,531.07	904,968.82
Columbia Contrarian Fund	19766M709	Mutual Fund	44,515.24	1,401,798.20	1,624,360.80
Columbia Small Cap Growth Inst3	19765Y340	Mutual Fund	2,923.52	80,455.22	86,594.60
Dodge Cox Income	256210105	Mutual Fund	63,934.47	806,406.22	791,508.78
Emerald Growth	317609253	Mutual Fund	3,072.33	74,930.62	79,173.90
Fidelity International	315911727	Mutual Fund	16,621.63	823,982.16	790,192.48
Goldman Sachs	38147N293	Mutual Fund	13,551.89	312,247.13	265,074.85
Hartford Schroders	41665X859	Mutual Fund	24,175.09	376,516.37	401,306.46
iShares Core US Aggregate	464287226	Mutual Fund	6,221.00	605,637.67	602,814.90
Lazard CI List Infrastructure	52106N459	Mutual Fund	17,336.60	288,330.32	270,970.98
MFS International	552746356	Mutual Fund	6,881.50	247,560.48	284,825.27
Nyli Cbre Global Infrastructure	56064L298	Mutual Fund	20,883.77	272,845.00	272,950.79
Nyli MacKay	56063N881	Mutual Fund	32,402.71	166,604.83	167,846.03
PGIM Total Return Bond	74440B884	Mutual Fund	67,228.47	891,115.82	795,985.12
Putnam Core Equity Fund Y	74676P839	Mutual Fund	17,605.95	764,318.42	760,577.17
Schwab US Large Cap EFT	808524201	Mutual Fund	236,167.00	5,391,793.40	5,474,351.06
Undiscovered	904504479	Mutual Fund	2,769.36	211,833.88	233,400.49
US Bank PARS Pension Trust MM	MM4901	Money Market	643,848.50	643,848.50	643,848.50
Sub Total / Average PARS Pension Trust			1,325,360.17	15,114,804.43	15,283,856.88
Total / Average			1,325,360.17	15,114,804.43	15,283,856.88

Mesa Water District
Transactions Summary
Quarterly Treasurer's Status Report - Investment Activity
Group By: Action
Portfolio / Report Group: PARS Pension Trust
Begin Date: 09/30/2024, End Date: 12/31/2024

Description	CUSIP/Ticker	YTM @ Cost	Settlement Date	Maturity Date	Face Amount/Shares	Principal	Interest/Dividends	Total
Buy								
Cohen & Steers Instl Realty	19247U106	0.000	10/9/2024	N/A	7,971.864	408,000.00	0.00	408,000.00
Schwab US Large Cap EFT	808524201	0.000	10/11/2024	N/A	39,518.00	0.01	0.00	0.01
Baird Aggregate Bond Fund	057071854	0.000	10/25/2024	N/A	276.702	2,714.45	0.00	2,714.45
Baird Aggregate Bond Fund	057071854	0.000	10/25/2024	N/A	1,879.715	18,440.00	0.00	18,440.00
Dodge Cox Income	256210105	0.000	10/25/2024	N/A	2,212.361	27,920.00	0.00	27,920.00
iShares Core US Aggregate	464287226	0.000	10/25/2024	N/A	251.00	24,816.37	0.00	24,816.37
Columbia Contrarian Fund	19766M709	0.000	10/25/2024	N/A	15,032.316	590,770.00	0.00	590,770.00
Natixis Vaughan Nelson Select N	63873P841	0.000	10/25/2024	N/A	7,244.695	160,470.00	0.00	160,470.00
Schwab US Large Cap EFT	808524201	0.000	10/25/2024	N/A	159,044.00	3,658,012.00	0.00	3,658,012.00
PGIM Total Return Bond	74440B884	0.000	10/25/2024	N/A	2,801.832	33,650.00	0.00	33,650.00
Putnam Core Equity Fund Y	74676P839	0.000	10/25/2024	N/A	5,001.353	221,760.00	0.00	221,760.00
Nyli MacKay	56063N881	0.000	10/31/2024	N/A	163.223	848.76	0.00	848.76
Baird Aggregate Bond Fund	057071854	0.000	11/27/2024	N/A	293.61	2,886.19	0.00	2,886.19
Nyli MacKay	56063N881	0.000	11/29/2024	N/A	161.277	843.48	0.00	843.48
Cohen & Steers Instl Realty	19247U106	0.000	12/4/2024	N/A	139.252	7,143.63	0.00	7,143.63
Putnam Core Equity Fund Y	74676P839	0.000	12/9/2024	N/A	727.562	32,558.42	0.00	32,558.42
Goldman Sachs	38147N293	0.000	12/13/2024	N/A	530.248	11,060.98	0.00	11,060.98
Nyli MacKay	56063N881	0.000	12/18/2024	N/A	169.859	881.57	0.00	881.57
Goldman Sachs	38147N293	0.000	12/19/2024	N/A	300.556	5,929.97	0.00	5,929.97
Lazard CI List Infrastructure	52106N459	0.000	12/20/2024	N/A	342.377	5,276.03	0.00	5,276.03
Fidelity International	315911727	0.000	12/20/2024	N/A	470.824	22,255.83	0.00	22,255.83
Nyli Cbre Global Infrastructure	56064L298	0.000	12/23/2024	N/A	93.978	1,227.35	0.00	1,227.35
Schwab US Large Cap EFT	808524201	0.000	12/24/2024	N/A	17,846.00	422,771.74	0.00	422,771.74
Baird Aggregate Bond Fund	057071854	0.000	12/27/2024	N/A	453.686	4,364.46	0.00	4,364.46
Sub Total / Average Buy					262,926.29	5,664,601.24	0.00	5,664,601.24
Dividend								
iShares Core US Aggregate	464287226	0.000	10/4/2024	N/A	0.00	0.00	1,834.75	1,834.75
Baird Aggregate Bond Fund	057071854	0.000	10/25/2024	N/A	0.00	0.00	2,714.45	2,714.45
Nyli MacKay	56063N881	0.000	10/31/2024	N/A	0.00	0.00	848.76	848.76
PGIM Total Return Bond	74440B884	0.000	10/31/2024	N/A	0.00	0.00	3,116.79	3,116.79
iShares Core US Aggregate	464287226	0.000	11/6/2024	N/A	0.00	0.00	1,930.14	1,930.14

Description	CUSIP/Ticker	YTM @ Cost	Settlement Date	Maturity Date	Face Amount/Shares	Principal	Interest/Dividends	Total
Baird Aggregate Bond Fund	057071854	0.000	11/27/2024	N/A	0.00	0.00	2,886.19	2,886.19
Nyli MacKay	56063N881	0.000	11/29/2024	N/A	0.00	0.00	843.48	843.48
PGIM Total Return Bond	74440B884	0.000	11/29/2024	N/A	0.00	0.00	3,151.35	3,151.35
PGIM Total Return Bond	74440B884	0.000	12/1/2024	N/A	0.00	0.00	3,240.90	3,240.90
Cohen & Steers Instl Realty	19247U106	0.000	12/4/2024	N/A	0.00	0.00	7,143.63	7,143.63
iShares Core US Aggregate	464287226	0.000	12/5/2024	N/A	0.00	0.00	1,938.05	1,938.05
Putnam Core Equity Fund Y	74676P839	0.000	12/5/2024	N/A	0.00	0.00	25,233.20	25,233.20
Putnam Core Equity Fund Y	74676P839	0.000	12/5/2024	N/A	0.00	0.00	2,008.53	2,008.53
Putnam Core Equity Fund Y	74676P839	0.000	12/9/2024	N/A	0.00	0.00	5,316.69	5,316.69
Columbia Contrarian Fund	19766M709	0.000	12/10/2024	N/A	0.00	0.00	139,348.68	139,348.68
Columbia Contrarian Fund	19766M709	0.000	12/10/2024	N/A	0.00	0.00	4,074.03	4,074.03
Columbia Contrarian Fund	19766M709	0.000	12/11/2024	N/A	0.00	0.00	11,256.57	11,256.57
Goldman Sachs	38147N293	0.000	12/12/2024	N/A	0.00	0.00	11,060.98	11,060.98
Undiscovered	904504479	0.000	12/12/2024	N/A	0.00	0.00	4,282.33	4,282.33
Undiscovered	904504479	0.000	12/12/2024	N/A	0.00	0.00	2,141.46	2,141.46
Schwab US Large Cap EFT	808524201	0.000	12/16/2024	N/A	0.00	0.00	17,291.02	17,291.02
MFS International	552746356	0.000	12/17/2024	N/A	0.00	0.00	13,087.85	13,087.85
MFS International	552746356	0.000	12/17/2024	N/A	0.00	0.00	162.68	162.68
Nyli MacKay	56063N881	0.000	12/18/2024	N/A	0.00	0.00	881.57	881.57
Emerald Growth	317609253	0.000	12/18/2024	N/A	0.00	0.00	4,275.86	4,275.86
Goldman Sachs	38147N293	0.000	12/19/2024	N/A	0.00	0.00	5,929.97	5,929.97
Dodge Cox Income	256210105	0.000	12/19/2024	N/A	0.00	0.00	8,311.48	8,311.48
MFS International	552746356	0.000	12/19/2024	N/A	0.00	0.00	4,831.02	4,831.02
Lazard CI List Infrastructure	52106N459	0.000	12/20/2024	N/A	0.00	0.00	2,505.78	2,505.78
Lazard CI List Infrastructure	52106N459	0.000	12/20/2024	N/A	0.00	0.00	2,770.25	2,770.25
Emerald Growth	317609253	0.000	12/20/2024	N/A	0.00	0.00	1,233.75	1,233.75
Fidelity International	315911727	0.000	12/20/2024	N/A	0.00	0.00	22,255.83	22,255.83
Nyli Cbre Global Infrastructure	56064L298	0.000	12/23/2024	N/A	0.00	0.00	1,227.35	1,227.35
iShares Core US Aggregate	464287226	0.000	12/23/2024	N/A	0.00	0.00	1,967.54	1,967.54
Undiscovered	904504479	0.000	12/23/2024	N/A	0.00	0.00	4,597.15	4,597.15
Baird Aggregate Bond Fund	057071854	0.000	12/27/2024	N/A	0.00	0.00	4,364.46	4,364.46
Hartford Schroders	41665X859	0.000	12/30/2024	N/A	0.00	0.00	5,359.67	5,359.67
Sub Total / Average Dividend					0.00	0.00	335,424.19	335,424.19
Interest								
US Bank PARS Pension Trust MM	MM4901	0.000	10/31/2024	N/A	0.00	0.00	2,302.63	2,302.63
US Bank PARS Pension Trust MM	MM4901	0.000	11/30/2024	N/A	0.00	0.00	1,705.92	1,705.92
US Bank PARS Pension Trust MM	MM4901	0.000	12/31/2024	N/A	0.00	0.00	1,596.23	1,596.23
US Bank PARS Pension Trust MM	MM4901	0.000	12/31/2024	N/A	0.00	0.00	19.45	19.45
Sub Total / Average Interest					0.00	0.00	5,624.23	5,624.23

Description	CUSIP/Ticker	YTM @ Cost	Settlement Date	Maturity Date	Face Amount/Shares	Principal	Interest/Dividends	Total
Sell								
Hartford Schroders	41665X859	0.000	10/9/2024	N/A	565.875	10,219.703	0.00	10,219.70
Hartford Schroders	41665X859	0.000	10/9/2024	N/A	716.999	12,949.002	0.00	12,949.00
Hartford Schroders	41665X859	0.000	10/9/2024	N/A	1,147.63	20,726.198	0.00	20,726.20
Hartford Schroders	41665X859	0.000	10/9/2024	N/A	1,429.098	25,809.51	0.00	25,809.51
Hartford Schroders	41665X859	0.000	10/9/2024	N/A	1,536.38	27,747.023	0.00	27,747.02
Hartford Schroders	41665X859	0.000	10/9/2024	N/A	1,576.36	28,469.062	0.00	28,469.06
Hartford Schroders	41665X859	0.000	10/9/2024	N/A	3,023.70	54,608.022	0.00	54,608.02
Hartford Schroders	41665X859	0.000	10/9/2024	N/A	3,113.90	56,237.034	0.00	56,237.03
Hartford Schroders	41665X859	0.000	10/9/2024	N/A	4,199.01	75,834.121	0.00	75,834.12
Hartford Schroders	41665X859	0.000	10/9/2024	N/A	5,116.297	92,400.325	0.00	92,400.33
Columbia Small Cap Growth Inst3	19765Y340	0.000	10/25/2024	N/A	2,890.435	83,100.00	0.00	83,100.00
iShares SP500	464287408	0.000	10/25/2024	N/A	5.00	987.673	0.00	987.67
iShares SP500	464287408	0.000	10/25/2024	N/A	19.00	3,753.156	0.00	3,753.16
iShares SP500	464287408	0.000	10/25/2024	N/A	20.00	3,950.69	0.00	3,950.69
iShares SP500	464287408	0.000	10/25/2024	N/A	21.00	4,148.225	0.00	4,148.23
iShares SP500	464287408	0.000	10/25/2024	N/A	21.00	4,148.225	0.00	4,148.23
iShares SP500	464287408	0.000	10/25/2024	N/A	22.00	4,345.759	0.00	4,345.76
iShares SP500	464287408	0.000	10/25/2024	N/A	25.00	4,938.363	0.00	4,938.36
iShares SP500	464287408	0.000	10/25/2024	N/A	33.00	6,518.639	0.00	6,518.64
iShares SP500	464287408	0.000	10/25/2024	N/A	45.00	8,889.053	0.00	8,889.05
iShares SP500	464287408	0.000	10/25/2024	N/A	53.00	10,469.329	0.00	10,469.33
iShares SP500	464287408	0.000	10/25/2024	N/A	54.00	10,666.863	0.00	10,666.86
iShares SP500	464287408	0.000	10/25/2024	N/A	75.00	14,815.088	0.00	14,815.09
iShares SP500	464287408	0.000	10/25/2024	N/A	77.00	15,210.157	0.00	15,210.16
iShares SP500	464287408	0.000	10/25/2024	N/A	105.00	20,741.123	0.00	20,741.12
iShares SP500	464287408	0.000	10/25/2024	N/A	106.00	20,938.658	0.00	20,938.66
iShares SP500	464287408	0.000	10/25/2024	N/A	151.00	29,827.711	0.00	29,827.71
iShares SP500	464287408	0.000	10/25/2024	N/A	616.00	121,681.257	0.00	121,681.26
iShares SP500	464287408	0.000	10/25/2024	N/A	664.00	131,162.913	0.00	131,162.91
Undiscovered	904504479	0.000	10/25/2024	N/A	66.944	5,857.60	0.00	5,857.60
Undiscovered	904504479	0.000	10/25/2024	N/A	95.488	8,355.20	0.00	8,355.20
Undiscovered	904504479	0.000	10/25/2024	N/A	153.352	13,418.30	0.00	13,418.30
Undiscovered	904504479	0.000	10/25/2024	N/A	411.416	35,998.899	0.00	35,998.90
Undiscovered	904504479	0.000	10/25/2024	N/A	876.78	76,718.248	0.00	76,718.25
Undiscovered	904504479	0.000	10/25/2024	N/A	972.038	85,053.323	0.00	85,053.32
Undiscovered	904504479	0.000	10/25/2024	N/A	1,105.67	96,746.123	0.00	96,746.12
Undiscovered	904504479	0.000	10/25/2024	N/A	2,049.855	179,362.308	0.00	179,362.31
Dodge & Cox Stock Fund	256219106	0.000	10/25/2024	N/A	4.245	1,170.134	0.00	1,170.13
Dodge & Cox Stock Fund	256219106	0.000	10/25/2024	N/A	5.887	1,622.752	0.00	1,622.75

Description	CUSIP/Ticker	YTM @ Cost	Settlement Date	Maturity Date	Face Amount/Shares	Principal	Interest/Dividends	Total
Dodge & Cox Stock Fund	256219106	0.000	10/25/2024	N/A	8.402	2,316.011	0.00	2,316.01
Dodge & Cox Stock Fund	256219106	0.000	10/25/2024	N/A	9.899	2,728.659	0.00	2,728.66
Dodge & Cox Stock Fund	256219106	0.000	10/25/2024	N/A	23.428	6,457.928	0.00	6,457.93
Dodge & Cox Stock Fund	256219106	0.000	10/25/2024	N/A	25.935	7,148.983	0.00	7,148.98
Dodge & Cox Stock Fund	256219106	0.000	10/25/2024	N/A	27.16	7,486.654	0.00	7,486.65
Dodge & Cox Stock Fund	256219106	0.000	10/25/2024	N/A	28.059	7,734.463	0.00	7,734.46
Dodge & Cox Stock Fund	256219106	0.000	10/25/2024	N/A	28.546	7,868.705	0.00	7,868.71
Dodge & Cox Stock Fund	256219106	0.000	10/25/2024	N/A	28.638	7,894.065	0.00	7,894.07
Dodge & Cox Stock Fund	256219106	0.000	10/25/2024	N/A	39.295	10,831.667	0.00	10,831.67
Dodge & Cox Stock Fund	256219106	0.000	10/25/2024	N/A	46.656	12,860.726	0.00	12,860.73
Dodge & Cox Stock Fund	256219106	0.000	10/25/2024	N/A	84.433	23,273.956	0.00	23,273.96
Dodge & Cox Stock Fund	256219106	0.000	10/25/2024	N/A	89.053	24,547.459	0.00	24,547.46
Dodge & Cox Stock Fund	256219106	0.000	10/25/2024	N/A	92.35	25,456.278	0.00	25,456.28
Dodge & Cox Stock Fund	256219106	0.000	10/25/2024	N/A	99.012	27,292.658	0.00	27,292.66
Dodge & Cox Stock Fund	256219106	0.000	10/25/2024	N/A	100.271	27,639.701	0.00	27,639.70
Dodge & Cox Stock Fund	256219106	0.000	10/25/2024	N/A	107.126	29,529.282	0.00	29,529.28
Dodge & Cox Stock Fund	256219106	0.000	10/25/2024	N/A	118.162	32,571.355	0.00	32,571.36
Dodge & Cox Stock Fund	256219106	0.000	10/25/2024	N/A	127.087	35,031.532	0.00	35,031.53
Dodge & Cox Stock Fund	256219106	0.000	10/25/2024	N/A	131.272	36,185.127	0.00	36,185.13
Dodge & Cox Stock Fund	256219106	0.000	10/25/2024	N/A	145.219	40,029.617	0.00	40,029.62
Dodge & Cox Stock Fund	256219106	0.000	10/25/2024	N/A	275.23	75,867.15	0.00	75,867.15
Dodge & Cox Stock Fund	256219106	0.000	10/25/2024	N/A	530.16	146,138.604	0.00	146,138.60
Dodge & Cox Stock Fund	256219106	0.000	10/25/2024	N/A	648.237	178,686.529	0.00	178,686.53
ishares SP 500 Growth	464287309	0.000	10/25/2024	N/A	54.00	5,304.278	0.00	5,304.28
ishares SP 500 Growth	464287309	0.000	10/25/2024	N/A	6,094.00	598,597.582	0.00	598,597.58
Emerald Growth	317609253	0.000	10/25/2024	N/A	16,467.283	445,440.00	0.00	445,440.00
Harbor Capital Appreciation	411512528	0.000	10/25/2024	N/A	0.005	0.61	0.00	0.61
Harbor Capital Appreciation	411512528	0.000	10/25/2024	N/A	6.028	730.533	0.00	730.53
Harbor Capital Appreciation	411512528	0.000	10/25/2024	N/A	39.79	4,822.15	0.00	4,822.15
Harbor Capital Appreciation	411512528	0.000	10/25/2024	N/A	53.061	6,430.463	0.00	6,430.46
Harbor Capital Appreciation	411512528	0.000	10/25/2024	N/A	60.876	7,377.562	0.00	7,377.56
Harbor Capital Appreciation	411512528	0.000	10/25/2024	N/A	94.243	11,421.309	0.00	11,421.31
Harbor Capital Appreciation	411512528	0.000	10/25/2024	N/A	121.53	14,728.221	0.00	14,728.22
Harbor Capital Appreciation	411512528	0.000	10/25/2024	N/A	200.19	24,261.026	0.00	24,261.03
Harbor Capital Appreciation	411512528	0.000	10/25/2024	N/A	359.747	43,597.739	0.00	43,597.74
Harbor Capital Appreciation	411512528	0.000	10/25/2024	N/A	400.155	48,494.784	0.00	48,494.78
Harbor Capital Appreciation	411512528	0.000	10/25/2024	N/A	568.706	68,921.48	0.00	68,921.48
Harbor Capital Appreciation	411512528	0.000	10/25/2024	N/A	646.106	78,301.586	0.00	78,301.59
Harbor Capital Appreciation	411512528	0.000	10/25/2024	N/A	756.182	91,641.696	0.00	91,641.70
Harbor Capital Appreciation	411512528	0.000	10/25/2024	N/A	1,005.05	121,801.40	0.00	121,801.40

Description	CUSIP/Ticker	YTM @ Cost	Settlement Date	Maturity Date	Face Amount/Shares	Principal	Interest/Dividends	Total
Harbor Capital Appreciation	411512528	0.000	10/25/2024	N/A	1,283.65	155,565.543	0.00	155,565.54
ishares Russell Mid Cap	464287499	0.000	10/25/2024	N/A	19.00	1,686.393	0.00	1,686.39
ishares Russell Mid Cap	464287499	0.000	10/25/2024	N/A	30.00	2,662.726	0.00	2,662.73
ishares Russell Mid Cap	464287499	0.000	10/25/2024	N/A	42.00	3,727.816	0.00	3,727.82
ishares Russell Mid Cap	464287499	0.000	10/25/2024	N/A	98.00	8,698.238	0.00	8,698.24
ishares Russell Mid Cap	464287499	0.000	10/25/2024	N/A	104.00	9,230.783	0.00	9,230.78
ishares Russell Mid Cap	464287499	0.000	10/25/2024	N/A	107.00	9,497.056	0.00	9,497.06
ishares Russell Mid Cap	464287499	0.000	10/25/2024	N/A	111.00	9,852.086	0.00	9,852.09
ishares Russell Mid Cap	464287499	0.000	10/25/2024	N/A	135.00	11,982.267	0.00	11,982.27
ishares Russell Mid Cap	464287499	0.000	10/25/2024	N/A	183.00	16,242.628	0.00	16,242.63
ishares Russell Mid Cap	464287499	0.000	10/25/2024	N/A	226.00	20,059.202	0.00	20,059.20
ishares Russell Mid Cap	464287499	0.000	10/25/2024	N/A	250.00	22,189.383	0.00	22,189.38
ishares Russell Mid Cap	464287499	0.000	10/25/2024	N/A	264.00	23,431.988	0.00	23,431.99
ishares Russell Mid Cap	464287499	0.000	10/25/2024	N/A	304.00	26,982.29	0.00	26,982.29
ishares Russell Mid Cap	464287499	0.000	10/25/2024	N/A	390.00	34,615.437	0.00	34,615.44
ishares Russell Mid Cap	464287499	0.000	10/25/2024	N/A	394.00	34,970.467	0.00	34,970.47
ishares Russell Mid Cap	464287499	0.000	10/25/2024	N/A	410.00	36,390.588	0.00	36,390.59
ishares Russell Mid Cap	464287499	0.000	10/25/2024	N/A	412.00	36,568.103	0.00	36,568.10
ishares Russell Mid Cap	464287499	0.000	10/25/2024	N/A	461.00	40,917.222	0.00	40,917.22
ishares Russell Mid Cap	464287499	0.000	10/25/2024	N/A	908.00	80,591.839	0.00	80,591.84
ishares Russell Mid Cap	464287499	0.000	10/25/2024	N/A	982.00	87,159.896	0.00	87,159.90
ishares Russell Mid Cap	464287499	0.000	10/25/2024	N/A	1,200.00	106,509.038	0.00	106,509.04
ishares Russell Mid Cap	464287499	0.000	10/25/2024	N/A	1,423.00	126,301.967	0.00	126,301.97
ishares Russell Mid Cap	464287499	0.000	10/25/2024	N/A	3,700.00	328,402.866	0.00	328,402.87
Emerald Growth	317609253	0.000	10/28/2024	N/A	297.574	8,120.793	0.00	8,120.79
Emerald Growth	317609253	0.000	10/28/2024	N/A	498.257	13,597.431	0.00	13,597.43
Emerald Growth	317609253	0.000	10/28/2024	N/A	720.685	19,667.49	0.00	19,667.49
Emerald Growth	317609253	0.000	10/28/2024	N/A	900.487	24,574.286	0.00	24,574.29
Dodge & Cox Stock Fund	256219106	0.000	10/31/2024	N/A	0.003	0.83	0.00	0.83
Dodge & Cox Stock Fund	256219106	0.000	10/31/2024	N/A	0.004	1.10	0.00	1.10
Dodge & Cox Stock Fund	256219106	0.000	10/31/2024	N/A	102.209	28,175.57	0.00	28,175.57
Dodge & Cox Stock Fund	256219106	0.000	10/31/2024	N/A	201.306	55,489.17	0.00	55,489.17
Natixis Vaughan Nelson Select N	63873P841	0.000	12/24/2024	N/A	7,244.695	163,150.53	0.00	163,150.53
Natixis Vaughan Nelson Select N	63873P841	0.000	12/24/2024	N/A	11,568.718	260,527.53	0.00	260,527.53
Sub Total / Average Sell					97,880.529	5,564,585.849	0.00	5,564,585.85

Mesa Water District
Monthly Treasurer's Status Report on Investments
11/30/2024



Investments are in compliance with the Investment Policy adopted as Resolution 1575 of the Mesa Water District Board of Directors. The liquidity of investments

INVESTMENTS	YTM@Cost	Cost Value	Market Value	Maturity Date	Days to Maturity	% of Portfolio	Policy % Limit
Local Agency Investment Fund (LAIF)	4.48%	1,173.18	1,173.18	Liquid	1	0.01%	No Limit
Orange County Investment Pool (OCIP)	4.32%	16,552.58	16,552.58	Liquid	1	0.08%	No Limit
Miscellaneous Cash (Petty, Emergency, etc.)	0.00%	14,000.00	14,000.00	Liquid	1	0.07%	N/A
US Bank Custody Account							
Negotiable Certificate of Deposit	1.46%	4,720,000.00	4,613,879.18	Various	453	21.56%	30.00%
US Agency Bonds	0.83%	9,049,421.16	8,738,174.25	Various	403	40.83%	No Limit
US Treasury Bonds	0.61%	991,055.86	964,472.50	Various	346	4.51%	No Limit
Sub Total / Average	1.02%	14,760,477.02	14,316,525.93		415		
US Bank Custody Account							
Pacific Premier Bank	4.25%	759,841.63	759,841.63	Liquid	1	3.55%	No Limit
Pacific Premier Bank	1.25%	6,288,053.00	6,288,053.00	Liquid	1	29.39%	No Limit
Total / Average	1.20%	\$ 21,840,097.41	\$ 21,396,146.32		278	100.00%	

PARS OPEB & PENSION TRUS	Monthly Rate of Return	Cost Value	Market Value
Public Agency Retirement Services (PARS) Capital Appreciation HighMark PLUS Fund			
OPEB	3.87%	\$ 2,475,208.56	\$ 2,625,839.30
Pension Trust	3.87%	\$ 14,787,903.63	\$ 15,736,546.17
		\$ 17,263,112.19	\$ 18,362,385.47

PARS OPEB & Pension Trust Benchmark | S & P 500 Index
1 Month | 2.28 %

RISK RETENTION CORPORATION	Monthly Rate of Return	Balance
Pacific Premier Bank	N/A	\$ 64,629.60

California | Local Government Investment Pools

(1) Local Agency Investment Fund | LAIF includes funds designated for allocation of working capital cash to reserves, working capital cash and advances for construction. LAIF market value on Monthly Treasurer's Status Report on Investments for months between quarters is the dollar amount invested times the fair market value Fair Value factor of prior quarter end. The general ledger LAIF carrying value reflects market value (unrealized gains and losses) only at fiscal year end. LAIF provides the Fair Value factor as of March 31, June 30, September 30 and December 31 each year. LAIF market value on this report is based on the September 2024 Fair Value Factor of 1.002061084.

(2) Orange County Treasurer's Investment Pool | OCIP - The 2024 Net Asset Value Factor is estimated at 1.00, and the interest rate is the Monthly Net Yield.

Weighted Average Return

Mesa Water® Funds | 1.20 %
Benchmark: 3 Month Treasury Bill - November 2024 | 4.62 %

Weighted Average Maturity

Years | 0.76 Days | 278

Mesa Water District
Transactions Summary
Monthly Treasurer's Status Report - Investment Activity
Group By: Action
Portfolio / Report Group: Report Group | Treasurer's Report
Begin Date: 10/31/2024, End Date: 11/30/2024

Description	CUSIP/Ticker	YTM @ Cost	Settlement Date	Maturity Date	Face Amount/Shares	Principal	Interest/Dividends	Total
Interest								
Live Oak Banking NC 0.5 2/10/2026	538036NE0	0.000	11/1/2024	2/10/2026	0.00	0.00	105.74	105.74
Seattle Bank WA 0.75 6/2/2025-20	81258PKJ1	0.000	11/2/2024	6/2/2025	0.00	0.00	158.61	158.61
FNMA 0.54 11/3/2025-22	3135GA2G5	0.000	11/3/2024	11/3/2025	0.00	0.00	1,350.00	1,350.00
Apex Bank TN 0.95 5/8/2025	03753XBK5	0.000	11/8/2024	5/8/2025	0.00	0.00	200.91	200.91
FFCB 0.3 11/12/2024-21	3133EMQQ8	0.000	11/12/2024	11/12/2024	0.00	0.00	375.00	375.00
FHLMC 0.7 5/13/2025-21	3134GVSYS5	0.000	11/13/2024	5/13/2025	0.00	0.00	1,750.00	1,750.00
Medallion Bank UT 0.6 7/15/2025	58404DHM6	0.000	11/15/2024	7/15/2025	0.00	0.00	126.89	126.89
Evergreen Bank IL 4 12/16/2026	300185LF0	0.000	11/16/2024	12/16/2026	0.00	0.00	845.92	845.92
Capital One Bank VA 1.1 11/17/2026	14042TDW4	0.000	11/17/2024	11/17/2026	0.00	0.00	1,375.21	1,375.21
FNMA 0.56 11/17/2025-22	3135GA2Z3	0.000	11/17/2024	11/17/2025	0.00	0.00	910.00	910.00
Texas Exchange Bank TX 0.6 12/18/2025	88241TJR2	0.000	11/18/2024	12/18/2025	0.00	0.00	126.89	126.89
Garnett State Bank 1.7 11/19/2024	366526AW1	0.000	11/19/2024	11/19/2024	0.00	0.00	359.52	359.52
Citizens State Bank 1.7 11/22/2024	176688CR8	0.000	11/22/2024	11/22/2024	0.00	0.00	359.52	359.52
UBS Bank UT 0.95 8/25/2026	90348JS50	0.000	11/25/2024	8/25/2026	0.00	0.00	200.91	200.91
FNMA 0.58 11/25/2025-22	3135GA5E7	0.000	11/25/2024	11/25/2025	0.00	0.00	725.00	725.00
FHLB 0.875 5/26/2026-21	3130AMHB1	0.000	11/26/2024	5/26/2026	0.00	0.00	1,093.75	1,093.75
FFCB 1.46 11/30/2026-23	3133ENFP0	0.000	11/30/2024	11/30/2026	0.00	0.00	1,825.00	1,825.00
Signature Federal CR 4.4 1/31/2028	82671DAB3	0.000	11/30/2024	1/31/2028	0.00	0.00	900.49	900.49
Orange County Investment Pool LGIP	LGIP9LC	0.000	11/30/2024	N/A	0.00	0.00	60.67	60.67
Alliant Credit Union IL 4.85 12/30/2027	01882MAA0	0.000	11/30/2024	12/30/2027	0.00	0.00	1,021.56	1,021.56
First Commercial Bank MS 0.3 3/31/2025	31984GFK0	0.000	11/30/2024	3/31/2025	0.00	0.00	63.44	63.44
Transportation Alliance Bank 0.4 1/30/2025	89388CFD5	0.000	11/30/2024	1/30/2025	0.00	0.00	83.91	83.91
US Bank Custodian MM	MM65000	0.000	11/30/2024	N/A	0.00	0.00	2,777.76	2,777.76
Sub Total / Average Interest					0.00	0.00	16,796.70	16,796.70
Matured								
FFCB 0.3 11/12/2024-21	3133EMQQ8	0.000	11/12/2024	11/12/2024	250,000.00	250,000.00	0.00	250,000.00
Garnett State Bank 1.7 11/19/2024	366526AW1	0.000	11/19/2024	11/19/2024	249,000.00	249,000.00	0.00	249,000.00
Citizens State Bank 1.7 11/22/2024	176688CR8	0.000	11/22/2024	11/22/2024	249,000.00	249,000.00	0.00	249,000.00
Sub Total / Average Matured					748,000.00	748,000.00	0.00	748,000.00

Mesa Water District
Portfolio Holdings
Compliance Report | Investment Policy - Detail
Report Format: By Transaction
Group By: Asset Category
Average By: Market Value
Portfolio / Report Group: Report Group | Treasurer's Report
As of 11/30/2024

Description	CUSIP/Ticker	Settlement Date	YTM @ Cost	Face Amount/Shares	Cost Value	Market Value	Maturity Date	Days To Maturity	% of Portfolio
01. LAIF Policy - 75M Per Account									
LAIF LGIP	LGIP0012	6/30/2010	4.477	1,173.18	1,173.18	1,173.18	N/A	1	0.01
Sub Total / Average 01. LAIF Policy - 75M Per Account			4.477	1,173.18	1,173.18	1,173.18		1	0.01
02. Orange County LGIP - OCIP Policy - No Limit									
Orange County Investment Pool LGIP	LGIP9LC	9/30/2011	4.323	16,552.58	16,552.58	16,552.58	N/A	1	0.08
Sub Total / Average 02. Orange County LGIP - OCIP Policy - No Limit			4.323	16,552.58	16,552.58	16,552.58		1	0.08
03. Miscellaneous Cash (Petty Emergency)									
Miscellaneous Cash	CASH	6/30/2015	0.000	14,000.00	14,000.00	14,000.00	N/A	1	0.07
Sub Total / Average 03. Miscellaneous Cash (Petty Emergency)			0.000	14,000.00	14,000.00	14,000.00		1	0.07
04. Negotiable CD30%									
Transportation Alliance Bank 0.4 1/30/2025	89388CFD5	8/3/2021	0.400	247,000.00	247,000.00	245,290.76	1/30/2025	61	1.15
BMO Harris Bank IL 0.5 3/28/2025-20	05600XAY6	9/28/2020	0.500	249,000.00	249,000.00	245,765.49	3/28/2025	118	1.15
Baycoast Bank MA 0.9 3/31/2025	072727BG4	3/31/2020	0.900	248,000.00	248,000.00	245,036.40	3/31/2025	121	1.15
First Commercial Bank MS 0.3 3/31/2025	31984GFK0	9/30/2020	0.300	249,000.00	249,000.00	245,509.02	3/31/2025	121	1.15
Flagstar Bank MI 1.25 4/30/2025	33847E3A3	4/30/2020	1.250	248,000.00	248,000.00	244,696.64	4/30/2025	151	1.14
Apex Bank TN 0.95 5/8/2025	03753XBK5	5/8/2020	0.950	249,000.00	249,000.00	245,200.26	5/8/2025	159	1.15
Seattle Bank WA 0.75 6/2/2025-20	81258PKJ1	6/2/2020	0.750	249,000.00	249,000.00	244,403.46	6/2/2025	184	1.14
Medallion Bank UT 0.6 7/15/2025	58404DHM6	7/15/2020	0.600	249,000.00	249,000.00	243,131.07	7/15/2025	227	1.14
BMW Bank UT 0.5 9/25/2025	05580AXF6	9/25/2020	0.500	249,000.00	249,000.00	241,285.98	9/25/2025	299	1.13
Texas Exchange Bank TX 0.6 12/18/2025	88241TJR2	12/18/2020	0.600	249,000.00	249,000.00	239,498.16	12/18/2025	383	1.12
JPMorgan Chase OH 0.5 12/29/2025-21	48128UUZ0	12/29/2020	0.500	249,000.00	249,000.00	239,052.45	12/29/2025	394	1.12
Live Oak Banking NC 0.5 2/10/2026	538036NE0	2/10/2021	0.500	249,000.00	249,000.00	237,971.79	2/10/2026	437	1.11
Toyota Financial Savings NV 0.95 7/29/2026	89235MLE9	7/29/2021	0.950	248,000.00	248,000.00	234,952.72	7/29/2026	606	1.10
UBS Bank UT 0.95 8/25/2026	90348JS50	8/25/2021	0.950	249,000.00	249,000.00	235,324.92	8/25/2026	633	1.10
Capital One Bank VA 1.1 11/17/2026	14042TDW4	11/17/2021	1.100	248,000.00	248,000.00	233,586.24	11/17/2026	717	1.09
Evergreen Bank IL 4 12/16/2026	300185LF0	12/16/2022	4.000	249,000.00	249,000.00	248,046.33	12/16/2026	746	1.16
Discover Bank3.4 7/6/2027	254673L38	7/6/2022	3.400	245,000.00	245,000.00	240,465.05	7/6/2027	948	1.12

Description	CUSIP/Ticker	Settlement Date	YTM @ Cost	Face Amount/Shares	Cost Value	Market Value	Maturity Date	Days To Maturity	% of Portfolio
Alliant Credit Union IL 4.85 12/30/2027	01882MAA0	12/30/2022	4.850	248,000.00	248,000.00	253,381.60	12/30/2027	1,125	1.18
Signature Federal CR 4.4 1/31/2028	82671DAB3	1/31/2023	4.400	249,000.00	249,000.00	251,280.84	1/31/2028	1,157	1.17
Sub Total / Average 04. Negotiable CD30%			1.460	4,720,000.00	4,720,000.00	4,613,879.18		453	21.56

05. US Agency - No Limit

FFCB 0.32 2/3/2025-21	3133EMPV8	2/5/2021	0.305	250,000.00	250,148.18	248,122.50	2/3/2025	65	1.16
FHLB 0.625 2/24/2025-22	3130ANQ86	8/24/2021	0.510	250,000.00	250,996.00	247,697.50	2/24/2025	86	1.16
FHLB 0.5 3/10/2025-21	3130ALDZ4	3/24/2021	0.500	250,000.00	250,000.00	247,167.50	3/10/2025	100	1.16
FHLMC 0.7 5/13/2025-21	3134GVSY5	5/13/2020	0.635	500,000.00	501,600.00	491,595.00	5/13/2025	164	2.30
FFCB 0.6 6/16/2025-22	3133EMH47	6/17/2021	0.530	250,000.00	250,687.50	244,910.00	6/16/2025	198	1.14
FNMA 0.6 7/29/2025-22	3136G4D75	12/18/2020	0.459	250,000.00	251,610.25	243,787.50	7/29/2025	241	1.14
FNMA 0.5 8/14/2025-23	3135G05S8	4/29/2021	0.606	250,000.00	248,875.00	243,237.50	8/14/2025	257	1.14
FNMA 0.375 8/25/2025	3135G05X7	11/12/2020	0.440	250,000.00	249,231.00	242,847.50	8/25/2025	268	1.14
FFCB 0.53 9/29/2025-21	3133EMBH4	6/17/2021	0.649	500,000.00	497,500.00	484,575.00	9/29/2025	303	2.26
FHLMC 0.4 9/30/2025-21	3134GWVP8	9/30/2020	0.400	250,000.00	250,000.00	241,857.50	9/30/2025	304	1.13
FHLMC 0.65 10/27/2025-21	3134GW5R3	5/25/2021	0.650	375,000.00	375,000.00	363,075.00	10/27/2025	331	1.70
FHLMC 0.45 10/29/2025-21	3134GW3J3	4/22/2021	0.608	250,000.00	248,237.50	241,400.00	10/29/2025	333	1.13
FNMA 0.54 11/3/2025-22	3135GA2G5	10/30/2020	0.459	500,000.00	501,999.50	482,840.00	11/3/2025	338	2.26
FNMA 0.56 11/17/2025-22	3135GA2Z3	11/17/2020	0.540	325,000.00	325,322.73	313,387.75	11/17/2025	352	1.46
FNMA 0.58 11/25/2025-22	3135GA5E7	11/30/2020	0.499	250,000.00	250,983.75	241,117.50	11/25/2025	360	1.13
FFCB 0.47 12/22/2025-22	3133EMLC4	12/22/2020	0.410	250,000.00	250,747.00	240,075.00	12/22/2025	387	1.12
FFCB 0.45 2/2/2026-23	3133EMPD8	3/2/2021	0.730	300,000.00	295,947.00	286,917.00	2/2/2026	429	1.34
FHLB 0.53 2/10/2026	3130AKWW2	8/19/2021	0.667	310,000.00	308,124.50	296,267.00	2/10/2026	437	1.38
FHLB 0.625 2/24/2026-21	3130AL7M0	3/2/2021	0.749	250,000.00	248,487.50	238,742.50	2/24/2026	451	1.12
FFCB 0.8 3/9/2026-23	3133EMSU7	9/24/2021	0.736	250,000.00	250,702.50	239,242.50	3/9/2026	464	1.12
FHLB 0.6 3/10/2026-21	3130ALFX7	3/10/2021	0.743	250,000.00	248,237.50	238,355.00	3/10/2026	465	1.11
FHLB 0.75 3/16/2026-21	3130ALF33	3/24/2021	0.750	250,000.00	250,000.00	238,680.00	3/16/2026	471	1.12
FHLB 0.85 3/30/2026-21	3130ANY79	11/10/2021	0.950	250,000.00	248,927.50	238,652.50	3/30/2026	485	1.12
FHLMC 1.03 4/29/2026-22	3130ALZM9	4/29/2021	0.906	250,000.00	251,507.75	238,572.50	4/29/2026	515	1.12
FHLB 0.875 5/26/2026-21	3130AMHB1	5/28/2021	0.834	250,000.00	250,500.00	237,400.00	5/26/2026	542	1.11
FFCB 0.9 6/15/2026-22	3133EMH21	6/17/2021	0.834	250,000.00	250,800.00	237,375.00	6/15/2026	562	1.11
FFCB 0.94 9/28/2026-22	3133EM6E7	9/28/2021	0.869	250,000.00	250,862.50	235,395.00	9/28/2026	667	1.10
FHLMC 0.8 10/27/2026-21	3134GW4C7	11/10/2021	1.065	250,000.00	246,800.00	233,945.00	10/27/2026	696	1.09
FHLB 3.125 10/29/2026-24	3130ARUF6	5/12/2022	3.125	250,000.00	250,000.00	245,130.00	10/29/2026	698	1.15
FFCB 1.46 11/30/2026-23	3133ENFP0	11/30/2021	1.320	250,000.00	251,687.50	236,670.00	11/30/2026	730	1.11
FFCB 1.68 3/10/2027	3133ENRD4	3/17/2022	2.200	250,000.00	243,898.50	236,450.00	3/10/2027	830	1.11
FHLB 3 4/21/2027-23	3130ARJF9	4/21/2022	3.000	250,000.00	250,000.00	242,687.50	4/21/2027	872	1.13
Sub Total / Average 05. US Agency - No Limit			0.833	9,060,000.00	9,049,421.16	8,738,174.25		403	40.84

06. US Treasury - No Limit

Description	CUSIP/Ticker	Settlement Date	YTM @ Cost	Face Amount/Shares	Cost Value	Market Value	Maturity Date	Days To Maturity	% of Portfolio
T-Note 0.375 4/30/2025	912828ZL7	8/19/2021	0.450	250,000.00	249,312.75	245,885.00	4/30/2025	151	1.15
T-Note 0.25 6/30/2025	912828ZW3	4/22/2021	0.515	250,000.00	247,256.86	244,145.00	6/30/2025	212	1.14
T-Note 0.375 1/31/2026	91282CBH3	4/29/2021	0.720	250,000.00	245,973.50	238,827.50	1/31/2026	427	1.12
T-Note 0.625 7/31/2026	91282CCP4	9/24/2021	0.750	250,000.00	248,512.75	235,615.00	7/31/2026	608	1.10
Sub Total / Average 06. US Treasury - No Limit			0.607	1,000,000.00	991,055.86	964,472.50		346	4.51
07. US Bank MM Custody Policy 50%									
US Bank Custodian MM	MM65000	7/31/2020	4.250	759,841.63	759,841.63	759,841.63	N/A	1	3.55
Sub Total / Average 07. US Bank MM Custody Policy 50%			4.250	759,841.63	759,841.63	759,841.63		1	3.55
09. Pacific Premier Bank Policy - n/a									
Pacific Premier Bank Checking Cash	MM0831	5/28/2020	1.250	6,288,053.00	6,288,053.00	6,288,053.00	N/A	1	29.39
Sub Total / Average 09. Pacific Premier Bank Policy - n/a			1.250	6,288,053.00	6,288,053.00	6,288,053.00		1	29.39
Total / Average			1.204	21,859,620.39	21,840,097.41	21,396,146.32		278	100

Mesa Water District
Portfolio Holdings
Investment Report | PARS Trust
Report Format: By CUSIP / Ticker
Group By: Portfolio Name
Average By: Market Value
Portfolio / Report Group: PARS OPEB Trust
As of 11/30/2024

Description	CUSIP/Ticker	Security Type	Face Amount/Shares	Cost Value	Market Value
PARS OPEB Trust					
Baird Aggregate Bond Fund	057071854	Mutual Fund	14,330.85	138,186.67	141,445.51
Cohen & Steers Instl Realty	19247U106	Mutual Fund	3,129.01	152,760.96	165,055.02
Columbia Contrarian Fund	19766M709	Mutual Fund	7,428.10	235,544.76	301,802.13
Columbia Small Cap Growth Inst3	19765Y340	Mutual Fund	487.89	13,426.67	15,539.23
Dodge Cox Income	256210105	Mutual Fund	10,668.43	134,408.65	136,022.30
Emerald Growth	317609253	Mutual Fund	512.71	12,474.61	15,222.22
Fidelity International	315911727	Mutual Fund	2,639.00	131,000.00	132,873.70
Goldman Sachs	38147N293	Mutual Fund	2,111.16	49,000.00	46,339.94
Hartford Schroders	41665X859	Mutual Fund	4,028.37	61,749.01	68,563.00
iShares Core US Aggregate	464287226	Mutual Fund	1,038.00	101,073.24	102,969.60
Lazard CI List Infrastructure	52106N459	Mutual Fund	2,913.29	48,523.59	47,661.49
MFS International	552746356	Mutual Fund	1,212.47	46,595.61	54,378.77
Natixis Vaughan Nelson Select N	63873P841	Mutual Fund	3,139.26	68,510.00	71,512.34
Nyli Cbre Global Infrastructure	56064L298	Mutual Fund	3,438.42	45,072.35	48,275.41
Nyli MacKay	56063N881	Mutual Fund	5,028.10	25,851.72	26,297.06
PGIM Total Return Bond	74440B884	Mutual Fund	11,305.49	147,363.73	136,569.56
Putnam Core Equity Fund Y	74676P839	Mutual Fund	2,816.29	122,070.00	130,703.79
Schwab US Large Cap EFT	808524201	Mutual Fund	36,429.00	835,724.60	870,288.81
Undiscovered	904504479	Mutual Fund	462.05	35,592.30	44,039.33
US Bank PARS OPEB Trust MM	MM4900	Money Market	70,280.09	70,280.09	70,280.09
Sub Total / Average PARS OPEB Trust			183,397.98	2,475,208.56	2,625,839.30
Total / Average			183,397.98	2,475,208.56	2,625,839.30

Mesa Water District
 Transactions Summary
 Monthly Treasurer's Status Report - Investment Activity
 Group By: Action
 Portfolio / Report Group: PARS OPEB Trust
 Begin Date: 10/31/2024, End Date: 11/30/2024

Description	CUSIP/Ticker	YTM @ Cost	Settlement Date	Maturity Date	Face Amount/Shares	Principal	Interest/Dividends	Total
Buy								
Baird Aggregate Bond Fund	057071854	0.000	11/27/2024	N/A	49.00	481.63	0.00	481.63
Nyli MacKay	56063N881	0.000	11/29/2024	N/A	25.16	131.58	0.00	131.58
PGIM Total Return Bond	74440B884	0.000	11/29/2024	N/A	43.70	527.89	0.00	527.89
Sub Total / Average Buy					117.86	1,141.10	0.00	1,141.10
Dividend								
iShares Core US Aggregate	464287226	0.000	11/6/2024	N/A	0.00	0.00	322.05	322.05
Baird Aggregate Bond Fund	057071854	0.000	11/27/2024	N/A	0.00	0.00	481.63	481.63
Nyli MacKay	56063N881	0.000	11/29/2024	N/A	0.00	0.00	131.58	131.58
PGIM Total Return Bond	74440B884	0.000	11/29/2024	N/A	0.00	0.00	527.89	527.89
Sub Total / Average Dividend					0.00	0.00	1,463.15	1,463.15
Interest								
US Bank PARS OPEB Trust MM	MM4900	0.000	11/30/2024	N/A	0.00	0.00	305.59	305.59
Sub Total / Average Interest					0.00	0.00	305.59	305.59

Mesa Water District
Portfolio Holdings
Investment Report | PARS Trust
Report Format: By CUSIP / Ticker
Group By: Portfolio Name
Average By: Market Value
Portfolio / Report Group: PARS Pension Trust
As of 11/30/2024

Description	CUSIP/Ticker	Security Type	Face Amount/Shares	Cost Value	Market Value
PARS Pension Trust					
Baird Aggregate Bond Fund	057071854	Mutual Fund	85,878.53	827,684.66	847,621.07
Cohen & Steers Instl Realty	19247U106	Mutual Fund	18,749.67	915,387.44	989,045.73
Columbia Contrarian Fund	19766M709	Mutual Fund	44,515.24	1,401,798.20	1,808,653.80
Columbia Small Cap Growth Inst3	19765Y340	Mutual Fund	2,923.52	80,455.22	93,114.05
Dodge Cox Income	256210105	Mutual Fund	63,934.47	806,406.22	815,164.53
Emerald Growth	317609253	Mutual Fund	3,072.33	74,930.62	91,217.42
Fidelity International	315911727	Mutual Fund	16,150.81	801,726.33	813,193.28
Goldman Sachs	38147N293	Mutual Fund	12,721.08	295,256.18	279,227.71
Hartford Schroders	41665X859	Mutual Fund	24,175.09	376,516.37	411,460.01
iShares Core US Aggregate	464287226	Mutual Fund	6,221.00	605,637.67	617,123.20
Lazard CI List Infrastructure	52106N459	Mutual Fund	16,994.22	283,054.29	278,025.41
MFS International	552746356	Mutual Fund	6,881.50	247,560.48	308,635.23
Natixis Vaughan Nelson Select N	63873P841	Mutual Fund	18,813.42	410,470.00	428,569.55
Nyli Cbre Global Infrastructure	56064L298	Mutual Fund	20,789.79	271,617.65	291,888.58
Nyli MacKay	56063N881	Mutual Fund	32,232.85	165,723.26	168,577.81
PGIM Total Return Bond	74440B884	Mutual Fund	67,228.47	891,115.82	812,119.94
Putnam Core Equity Fund Y	74676P839	Mutual Fund	16,878.39	731,760.00	783,326.12
Schwab US Large Cap EFT	808524201	Mutual Fund	218,321.00	4,969,021.66	5,215,688.69
Undiscovered	904504479	Mutual Fund	2,769.36	211,833.88	263,946.36
US Bank PARS Pension Trust MM	MM4901	Money Market	419,947.68	419,947.68	419,947.68
Sub Total / Average PARS Pension Trust			1,099,198.42	14,787,903.63	15,736,546.17
Total / Average			1,099,198.42	14,787,903.63	15,736,546.17

Mesa Water District
 Transactions Summary
 Monthly Treasurer's Status Report - Investment Activity
 Group By: Action
 Portfolio / Report Group: PARS Pension Trust
 Begin Date: 10/31/2024, End Date: 11/30/2024

Description	CUSIP/Ticker	YTM @ Cost	Settlement Date	Maturity Date	Face Amount/Shares	Principal	Interest/Dividends	Total
Buy								
Baird Aggregate Bond Fund	057071854	0.000	11/27/2024	N/A	293.61	2,886.19	0.00	2,886.19
Nyli MacKay	56063N881	0.000	11/29/2024	N/A	161.277	843.48	0.00	843.48
Sub Total / Average Buy					454.887	3,729.67	0.00	3,729.67
Dividend								
iShares Core US Aggregate	464287226	0.000	11/6/2024	N/A	0.00	0.00	1,930.14	1,930.14
Baird Aggregate Bond Fund	057071854	0.000	11/27/2024	N/A	0.00	0.00	2,886.19	2,886.19
Nyli MacKay	56063N881	0.000	11/29/2024	N/A	0.00	0.00	843.48	843.48
PGIM Total Return Bond	74440B884	0.000	11/29/2024	N/A	0.00	0.00	3,151.35	3,151.35
Sub Total / Average Dividend					0.00	0.00	8,811.16	8,811.16
Interest								
US Bank PARS Pension Trust MM	MM4901	0.000	11/30/2024	N/A	0.00	0.00	1,705.92	1,705.92
Sub Total / Average Interest					0.00	0.00	1,705.92	1,705.92



*Dedicated to
Satisfying our Community's
Water Needs*

MEMORANDUM

TO: Board of Directors
FROM: Kaitlyn Norris, Public Affairs Specialist
DATE: January 22, 2025
SUBJECT: Outreach Update

RECOMMENDATION

Receive and file the Outreach Update.

STRATEGIC PLAN

Goal #4: Increase favorable opinion of Mesa Water.

PRIOR BOARD ACTION/DISCUSSION

This item is provided monthly at a Mesa Water District (Mesa Water®) Board of Directors meeting.

DISCUSSION

Mesa Water's outreach program aims to connect the District with its constituents in order to achieve Goal #4 of the Board of Directors' (Board) Strategic Plan. Outreach activities are also designed to achieve the Strategic Plan goals related to customer service and/or regional water issues involvement by educating and informing the District's constituents about Mesa Water, water issues, and water in general. Mesa Water's constituents include external audiences, such as customers, community members, elected officials, industry colleagues, media, water districts and special districts – as well as internal audiences, such as staff, retirees and Board members.

Upcoming Fiscal Year 2025 Events

- 1. Water Issues Study Group, Night #1**, Monday, February 10, 2025, Mesa Water Education Center – 1350 Gisler Avenue, Costa Mesa, CA 92626
- 2. Water Issues Study Group, Night #2**, Monday, February 24, 2025, Mesa Water Education Center – 1350 Gisler Avenue, Costa Mesa, CA 92626
- 3. Children's Water Education Festival** – Wednesday-Thursday, April 23-24, 2025, Oak Canyon Park - 5305 Santiago Canyon Road, Silverado, CA 92676

The benefits of Mesa Water's outreach program include:

- Informing constituents about Southern California's perpetual drought, the historical drought facing California, and the importance of developing local and cost-effective sources of safe, reliable water for Mesa Water's service area and the region at large;
- Educating constituents about the importance of water and water stewardship, in order to sustain Southern California's population, quality of life, business, and economy;



- Educating constituents about Mesa Water’s stewardship of ratepayer funds and financial responsibility to fund, invest in, and save for the current and future provision of safe and reliable water for the District’s service area;
- Informing constituents of the District’s infrastructure improvements to ensure water quality and water reliability for its service area;
- Learning from constituents and evolving as a well-informed Board of Directors;
- Promoting water use efficiency to Mesa Water’s customers and community members to help them save water, money, and the environment;
- Ensuring, for public health and safety reasons, that Mesa Water customers and community members identify the District as their water provider and as the source of information about water in emergency situations;
- Supporting Mesa Water’s service area as an actively involved participant in programs that provide added value and benefits to the community;
- Informing the media of Mesa Water’s activities that benefit the District’s customers and community;
- Empowering Mesa Water’s Board and staff with information that will help them provide the best possible service to the District’s customers and community members; and,
- Strengthening Mesa Water’s industry relations to provide opportunities for improving the District’s business and operations -- including the areas of financial and human resources strength, infrastructure and technological innovation, and setting/supporting policies that have a positive impact on Mesa Water’s service area -- so that the District can continue to provide safe, high-quality, reliable, and affordable water to its customers.

FINANCIAL IMPACT

In Fiscal Year 2025, \$1,047,550 is budgeted for Public Affairs Support Services; \$276,880 has been spent to date.

ATTACHMENTS

None.



*Dedicated to
Satisfying our Community's
Water Needs*

MEMORANDUM

TO: Board of Directors
FROM: Denise Khalifa, Chief Administrative Officer
DATE: January 22, 2025
SUBJECT: Board Committee & Other Agency Liaison Assignments

RECOMMENDATION

Ratify the 2025 Board Committee & Other Agency Liaison Assignments.

The Executive Committee reviewed this item at its January 6, 2025 meeting and recommends Board approval.

STRATEGIC PLAN

- Goal #1: Provide an abundant, local, reliable and safe water supply.
- Goal #2: Perpetually renew and improve our infrastructure.
- Goal #3: Be financially responsible and transparent.
- Goal #4: Increase favorable opinion of Mesa Water.
- Goal #5: Attract, develop and retain skilled employees.
- Goal #6: Provide excellent customer service.
- Goal #7: Actively participate in regional and statewide water issues.

PRIOR BOARD ACTION/DISCUSSION

At its January 19, 2013 meeting, the Board of Directors (Board) adopted Resolution No. 1428 Adopting Protocols of the Board of Directors. The new Committee format designated that all Committee meetings will be noticed as Board meetings and held as joint meetings of the Committee and the entire Board. All members of the Board may attend and participate in the meetings. The Executive Committee is excluded from this Committee format.

At its January 8, 2015 meeting, the Board ratified the Board Agency Liaison Assignments to complement the approved Committee format. The new Other Agency Liaison Assignments permits all members of the Board to attend other local agency meetings with the exception of ACWA/JPIA, CalDesal and Costa Mesa City/Districts Liaison for which designated Directors will be assigned.

At its November 9, 2022 meeting, the Board adopted Resolution No. 1570 Adopting Amended Procedures for Meetings of the Board of Directors Superseding Resolution No. 1547 which modified the Board meetings to be held on the second and fourth Wednesdays of each month at 4:30 p.m., beginning in 2023.

DISCUSSION

Staff will provide the proposed 2025 Board Committee & Other Agency Liaison Assignments at the Board meeting.



FINANCIAL IMPACT

None.

ATTACHMENTS

None.



*Dedicated to
Satisfying our Community's
Water Needs*

MEMORANDUM

TO: Board of Directors
FROM: Stacy Taylor, Water Policy Manager
DATE: January 22, 2025
SUBJECT: Federal Advocacy Report

RECOMMENDATION

Receive the presentation.

STRATEGIC PLAN

Goal #7: Actively participate in regional and statewide water issues.

PRIOR BOARD ACTION/DISCUSSION

None.

DISCUSSION

Mesa Water's Federal Advocacy lobbyists will provide a verbal update to the Board.

FINANCIAL IMPACT

In Fiscal Year 2025, \$445,000 is budgeted for Water Policy Support Services \$137,095 has been spent to date.

ATTACHMENTS

None.



*Dedicated to
Satisfying our Community's
Water Needs*

MEMORANDUM

TO: Board of Directors
FROM: Andrew D. Wiesner, P.E., District Engineer
DATE: January 22, 2025
SUBJECT: Reservoirs 1 and 2 Pump Station Upgrades Project Quarterly Update

RECOMMENDATION

Receive the presentation.

STRATEGIC PLAN

Goal #1: Provide an abundant, local, reliable and safe water supply.

Goal #2: Perpetually renew and improve our infrastructure.

PRIOR BOARD ACTION

At its March 23, 2021 Committee meeting, the Board of Directors (Board) approved the proposed recommendations for the Water Supply, Energy, and Supply Chain Reliability Assessment as identified in the Executive Summary and Technical Memorandums 1, 2, and 3, and directed staff to implement them as part of the Capital Improvement Program Renewal (CIPR).

At its October 26, 2021 Committee meeting, the Board received a presentation regarding the Reservoirs 1 and 2 Pump Station Upgrades Project.

At its June 28, 2023 meeting, the Board approved the reduction of scope for the Reservoirs 1 and 2 Pump Station Upgrades Project to remove the Reservoir 2 Pump Station conversion from natural gas engine driven pumps to electrically driven pumps.

At its November 8, 2023 meeting, the Board awarded a contract to Pacific Hydrotech Corporation for \$14,764,900 and a 10% contingency of \$1,476,490 for a total amount not to exceed \$16,241,390 for the construction of the Reservoirs 1 and 2 Pump Station Upgrades Project, directed staff to negotiate a contract end date, and authorized execution of the contract.

Since April 2024, the Board has received a quarterly update on the Reservoirs 1 and 2 Pump Station Upgrades Project.

At its July 10, 2024 meeting, the Board awarded a contract to Lee + Ro, Inc. for \$271,500 and a 10% contingency of \$27,150 for an amount not to exceed \$298,650, to provide Engineering Services During Construction for the Reservoirs 1 and 2 Pump Station Upgrades Project.

BACKGROUND

Mesa Water District (Mesa Water®) delivers abundant, local, reliable and safe potable water to its ratepayers using nine groundwater wells and two storage reservoirs, each with a pump station. Constant pressure in the distribution system is supplied by the groundwater well pumps, with the reservoirs and associated pump stations serving to balance flow and pressure with demand. The



reservoirs also provide a total of 28 million gallons of storage that can be used during peak demands, maintenance events, or firefighting. However, water quality issues have limited the amount of water that can be reliably stored. Additionally, the current reservoir pump stations utilize natural gas engines to drive the main pumps and electric motors for the smaller jockey pumps that manage low flow requirements. These gas engines are near the end of their useful life and require replacement. In 2020, a Water Supply, Energy, and Supply Chain Reliability Assessment was completed which recommended replacing the gas engines with electric motors and diesel generator back-up power. The recommendation was based on the standardization of pump drive and backup technologies with the clear wells.

The purpose of the Reservoirs 1 and 2 Pump Station Upgrades Project is to improve overall system reliability and streamline operations and maintenance. The following components were included in the scope of work for the project:

- Replacement of natural gas engine driven pumps with electric motor driven pumps at Reservoir 1
- Replacement of propane backup systems with standby diesel generators at Reservoir 1
- Demolition of hydro turbines at Reservoir 1
- Comprehensive rehabilitation of pumping systems piping, valves and instrumentation at Reservoir 1
- Replacement of electrical gear to support new electrical systems at Reservoir 1
- Upgrade of Southern California Edison (SCE) services for both reservoir sites
- Upgrade of selected structures and maintenance facilities
- Replacement of existing slurry dewatering pit at Reservoir 1
- Addition of two new electric motor driven jockey pumps at Reservoir 2
- Incorporation of new chemical facilities at both reservoirs

DISCUSSION

In November 2023, the Board awarded a contract to Pacific Hydrotech Corporation (Pacific Hydrotech) for the construction of the Reservoirs 1 and 2 Pump Station Upgrades Project. Since the last quarterly update, Pacific Hydrotech has continued to work at both Reservoir 1 and Reservoir 2. At Reservoir 1, Pacific Hydrotech has completed the yard demolition for the Heavy Equipment Port and the Dewatering Pit, completed the concrete for the Dewatering Pit, prepped the subgrade for the Heavy Equipment Port, and started the forming for the Heavy Equipment Port foundation. Prior to beginning work at Reservoir 1, Mesa Water's construction outreach consultant canvassed the neighborhood surrounding Reservoir 1 and Mesa Water staff. To date, no calls or complaints have been received regarding the construction. At Reservoir 2, Pacific Hydrotech has poured and completed the coating of the concrete for the Reservoir Management System. They have also started the installation of yard electrical duct banks.



FINANCIAL IMPACT

The Reservoirs 1 and 2 Pump Station Upgrades Project is scheduled to be constructed from Fiscal Year 2024 to Fiscal Year 2026. A summary of the project’s construction phase planned monthly expenditures versus actual monthly expenditures is shown in Figure 1.

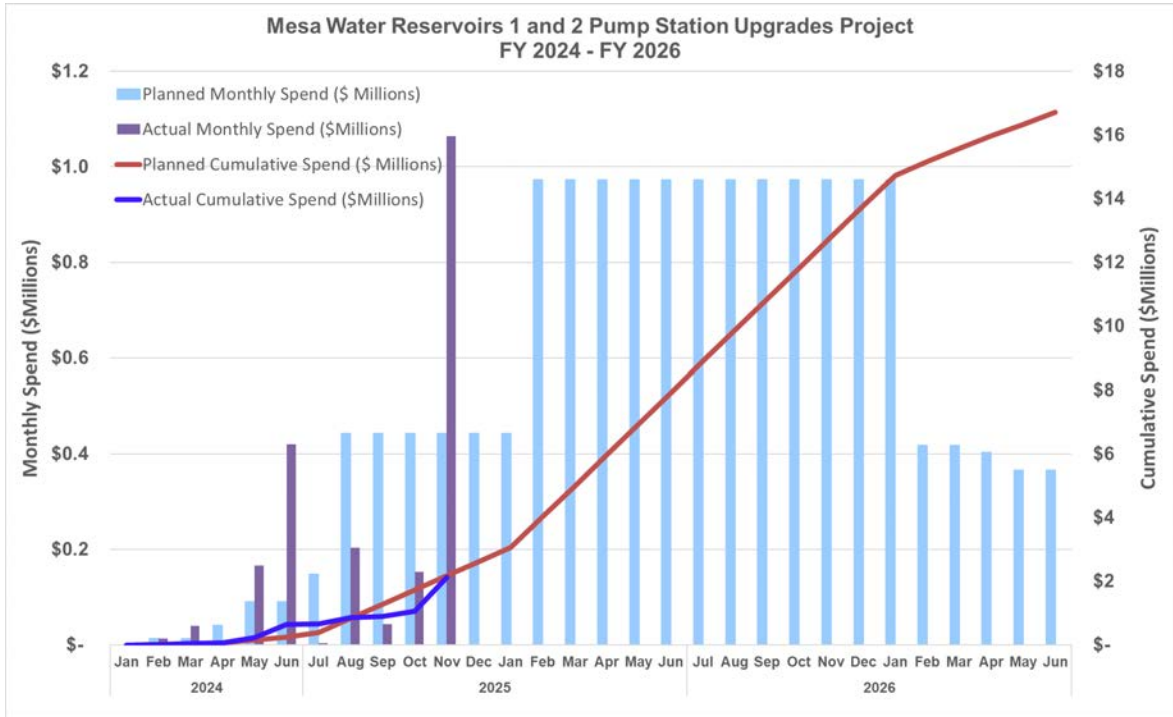


Figure 1. Planned Monthly Expenditures vs. Actual Monthly Expenditures

\$19,500,000 is budgeted for the Reservoirs 1 and 2 Pump Station Upgrades Project; \$4,187,000 has been spent to date.

	Project Estimate <u>Amounts</u>	Project Cost <u>Amounts</u>
Project Estimate	\$19,500,000	
Original Contracts		\$18,629,000
Change Orders		\$ 32,000
Requested Funding		<u>\$ 0</u>
Revised Contracts		<u>\$18,661,000</u>
Actual Spent to Date		\$ 4,187,000
Revised Project Estimate	\$19,500,000	

ATTACHMENTS

None.



*Dedicated to
Satisfying our Community's
Water Needs*

MEMORANDUM

TO: Board of Directors
FROM: Hester "Fritz" Petropoulos, Water Use Efficiency and Education Coordinator
DATE: January 22, 2025
SUBJECT: Rebate Programs Update

RECOMMENDATION

Receive the presentation.

STRATEGIC PLAN

Goal #4: Increase favorable opinion of Mesa Water.
Goal #6: Provide excellent customer service.

PRIOR BOARD ACTION/DISCUSSION

At its April 24, 2024 meeting, Mesa Water District's (Mesa Water®) Board of Directors approved the Fiscal Year (FY) 2025 Strategic Plan which included Strategic Goal #4 – Water Awareness – with Objective C to increase customer knowledge about water-use efficiency and water-wise resources by creating Mesa Water-owned rebate programs by June 2025.

DISCUSSION

While Mesa Water partners with other agencies to implement its rebate program, the Public Affairs Department's goal was to create a branded rebate communications initiative to reinforce that it is Mesa Water that is making the various rebates available to its customers. Public Affairs released a number of communications in the first half of the fiscal year to create a regular cadence of information about water-use efficiency rebates.

Bill message: A bill message began running on the September/October 2024 bill and continues through three billing cycles until January/February 2025. The message reminds customers that rebates are available and directs them to the rebates webpage.

Rebates postcard and bill insert: A residential rebates postcard was mailed to 21,121 residential customers in late September 2024. This content was also included as a bill insert in the November/December 2024 bill.

News on Tap: Three issues of *News on Tap* have included rebate-related articles: a pool cover rebate article in the July/August 2024 edition, a profile of a customer who completed the pool cover rebate process in the November/December 2024 edition, and a drip irrigation article with a mention of rebates in the January/February 2025 edition.

Customer Calls: Customer rebate and water-use efficiency calls are directed to the Water Use Efficiency and Education Coordinator and there is a dedicated water-use efficiency voicemail for Mesa Water customers, as well. The Water Use Efficiency and Education Coordinator began assuming responsibility for all rebate-related and water-use efficiency customer calls in June 2024



and has tracked 28 calls in a six-month period. Rebate inquiry calls are received weekly.

Website: Mesa Water's rebates webpage has been refreshed to enhance the user experience and get customers directly to the information they are seeking. Customers can now click on a rebate offering icon (e.g., drip irrigation or smart irrigation system) and link directly to all the information for that particular item rather than have to search and click through multiple pages on our rebate partner site to find what they are looking for. The commercial rebates webpage will be updated to match the residential rebates webpage during FY 2025 Quarter 3 (Q3).

New Customer Welcome Program: A rebate mailer with a personalized Post-It note from customers' respective Director is being added to the new customer Welcome Program as a final touchpoint in a series of communications: 1) new customer welcome bag, 2) new customer phone welcome call, 3) new customer welcome postcard; and 4) rebate postcard. The new customer rebate program postcard outreach will begin in FY 2025 Q3.

Customer Acknowledgment of Rebate Use: Letters of appreciation will also be sent to customers who utilize the rebate program to enhance water use efficiency. Letters will begin being sent in FY 2025 Q3.

FINANCIAL IMPACT

In Fiscal Year 2025, Public Affairs has budgeted \$1,047,550 for Public Affairs Support Services; \$277,170 has been spent to date.

ATTACHMENTS

None.



*Dedicated to
Satisfying our Community's
Water Needs*

MEMORANDUM

TO: Board of Directors
FROM: Paul E. Shoenberger, P.E., General Manager
DATE: January 22, 2025
SUBJECT: Board Workshop Planning

RECOMMENDATION

Review agenda topics and discuss planning for the April 3, 2025 Board of Directors' workshop.

The Executive Committee reviewed this topic at its January 6, 2025 meeting and recommends Board approval.

STRATEGIC PLAN

- Goal #1: Provide an abundant, local, reliable and safe water supply.
- Goal #2: Perpetually renew and improve our infrastructure.
- Goal #3: Be financially responsible and transparent.
- Goal #4: Increase favorable opinion of Mesa Water.
- Goal #5: Attract, develop and retain skilled employees.
- Goal #6: Provide excellent customer service.
- Goal #7: Actively participate in regional and statewide water issues.

PRIOR BOARD ACTION/DISCUSSION

None.

DISCUSSION

For the Board of Directors' review, the proposed agenda topics are as follows:

- Accomplishments & Accolades
- Regional Water Issues
- Financial Goals & Reserves
- Mesa Water Education Center Enhancements
- Lobbying Goals/Grant Funding
- Fiscal Year 2026 Performance Audit Updates
- Fiscal Year 2026 Strategic Planning Session
- Fiscal Year 2026 Staffing Plan

FINANCIAL IMPACT

In Fiscal Year 2025, \$1,000 is budgeted for Board workshop expenses; no funds have been spent to date.

ATTACHMENTS

None.



*Dedicated to
Satisfying our Community's
Water Needs*

MEMORANDUM

TO: Board of Directors
FROM: Andrew D. Wiesner, P.E., District Engineer
DATE: January 22, 2025
SUBJECT: Chandler & Croddy Wells and Pipeline Project

RECOMMENDATION

Approve the Cooperative Cost Reimbursement Agreement with the City of Santa Ana for Croddy Way Street Improvements Project; and authorize the General Manager to execute the agreement.

STRATEGIC PLAN

Goal #1: Provide an abundant, local, reliable and safe water supply.
Goal #2: Perpetually renew and improve our infrastructure.

PRIOR BOARD ACTION/DISCUSSION

At its August 10, 2017 meeting, the Board of Directors (Board) awarded a contract to Tetra Tech, Inc. (Tetra Tech) for \$920,000 and a 10% contingency for a contract amount not to exceed \$1,012,000 to provide professional engineering design and permitting services for the West Chandler Avenue Well, the South Croddy Way Well, and the Pipeline Project.

At its February 8, 2018 meeting, the Board awarded a contract to Butier Engineering, Inc. for \$972,480 and a 10% contingency for a contract amount not to exceed \$1,069,728 to provide professional Construction Management Services for the Chandler & Croddy Wells and Pipeline Project.

At its April 27, 2021 meeting, the Board awarded a contract to Ferreira Construction Co. Inc. for \$3,938,360 and a 10% contingency of \$393,836 for a contract amount not to exceed \$4,332,196 to provide Pipeline Construction to the Chandler & Croddy Wells and Pipeline Project.

At its July 10, 2024 meeting, the Board received a presentation regarding pavement restoration for the Chandler and Croddy Wells and Pipeline Project.

BACKGROUND

In 2014, Mesa Water District's (Mesa Water's) Board set a goal to provide 115% of water demands from local, reliable water supplies. To achieve this goal, Mesa Water purchased two properties outside the service area, within the City of Santa Ana (City), in 2017 with the intention to drill two new water production wells. Well No.14 came on line in May 2023 and Well No.12 came on line in April 2024. The pipeline to connect Well Nos.12 and 14 to the Mesa Water distribution system is complete and operational. Since completion, Well Nos.12 and 14 have been contributing 4,000 gallons per minute (gpm) each to meet customer demands. These two new facilities have improved Mesa Water's local reliability and helped to achieve the goal of providing 115% of water demands from local, reliable water supplies.



DISCUSSION

During construction of the pipeline, the City directed the pipeline contractor to completely reconstruct Chandler Avenue and Croddy Way from the Mesa Water Well No. 12 site to the intersection of Croddy Way and MacArthur Boulevard to the standards of an arterial street, curb to curb. Since receiving direction to fully replace the pavement, Staff has been working with the City to reduce the scope and cost of the pavement replacement. As previously discussed, Staff worked with the City to reduce the pavement replacement scope to the lanes on Chandler Avenue and Croddy Way in which the transmission main and storm drain lines are installed. If the City desires to replace the roadways curb to curb, the City would pay for the remaining portion of the work. This cost sharing arrangement would result in Mesa Water paying for approximately 70% of the pavement replacement and the City paying for the remaining 30%. The City has agreed to this cost sharing approach and Mesa Water staff has been working with the City to develop a Cooperative Agreement for the full pavement restoration of Chandler Avenue and Croddy Way within the limits of the pipeline project. The draft form of the agreement is attached as Attachment A. The agreement includes an amount not to exceed \$1,949,000 for Mesa Water's portion of the project costs and Mesa Water would manage the project. Staff recommends approval of the cooperative agreement with the City for the restoration of the pavement on Chandler Avenue and Croddy Way.

LEGAL REVIEW

Mesa Water's Legal Counsel – Atkinson, Andelson, Loya, Ruud & Romo – has reviewed the form of the Cooperative Cost Reimbursement Agreement.

FINANCIAL IMPACT

In Fiscal Year 2025, \$1,500,000 is budgeted for the Chandler & Croddy Wells and Pipeline Project; no funds have been spent to date.

ATTACHMENTS

Attachment A: Draft Cooperative Cost Reimbursement Agreement with the City of Santa Ana for Croddy Way Street Improvements Project

**COOPERATIVE COST REIMBURSEMENT AGREEMENT
FOR CRODDY WAY STREET IMPROVEMENTS PROJECT**

COOPERATIVE COST REIMBURSEMENT AGREEMENT ("Agreement"), is made and entered into this ____ day of _____, 2025, by and between the CITY OF SANTA ANA, a California charter city ("Santa Ana" or "City"), and the MESA WATER DISTRICT, a county water district organized and existing pursuant to the laws of the State of California ("Mesa Water"). In this Agreement, Santa Ana and Mesa Water may each be individually referred to as a "Party" and collectively referred to as the "Parties."

RECITALS:

WHEREAS, on August 12, 2021, Mesa Water was issued Permit No. S0104786 ("2021 Permit") to construct a water transmission pipeline, and related facilities, to transmit water from Mesa Water's two new groundwater wells located along Croddy Way within the City; and

WHEREAS, the 2021 Permit required Mesa Water to restore the affected street(s) with a simple trench cut patch pursuant to City standard plans, which generally results in new pavement that is two feet wider than the trench followed by a thin curb to curb grind and overlay; and

WHEREAS, due to the existing pavement condition and construction activities, Mesa Water has agreed to expand its street surface restoration to include a full depth street replacement from curb to curb on Croddy Way between Garry Avenue and MacArthur Boulevard, the full depth replacement of the eastern half of Croddy Way between Chandler Avenue and Garry Avenue, and the northerly half of Chandler between the western boundary of 4011 W Chandler Avenue and Croddy (APN 415-014-03) in the City of Santa Ana (collectively, the "Mesa Water® Scope"); and

WHEREAS, Santa Ana has additional areas requiring full depth street replacement of the western half of Croddy Way between Chandler Avenue and Garry Avenue and the southerly half of Chandler between the western boundary of 4011 W Chandler Avenue and Croddy (APN 415-014-03) in the City of Santa Ana (collectively, the "Santa Ana Scope"); and

WHEREAS, in an effort to efficiently utilize Mesa Water's resources, Mesa Water and Santa Ana desire to enter a cooperative agreement and share in the costs of the street improvements incorporating both the Mesa Water® Scope and the Santa Ana Scope (collectively, the "Project"); and

WHEREAS, the scope of work of the Project includes excavation, grading, removal and replacement of asphalt concrete pavement and Portland cement concrete, and signing and striping; and

WHEREAS, once completed, the improvements will enhance the streets' drivability, visual appearance, accessibility, and drainage,

NOW, THEREFORE, based upon the foregoing Recitals, and for good and valuable consideration, the receipt and sufficiency of which is acknowledged by all Parties, the Parties agree as follows:

1. Mesa Water shall perform and/or contract for the tasks and obligations including all labor, materials, tools, equipment, and incidental customary work required to fully and adequately complete the Project. As a material component of this Agreement, City will reimburse Mesa Water for the costs associated with the Project area square footage identified in Project Location Map (Exhibit A) and Cost Estimate (Exhibit B) (the "City Contribution") in an amount equal to 30% of the total completed construction costs plus administrative costs of the Project, but in no event shall City's 30% share exceed \$897,000.00 or Mesa Water's share exceed \$1,949,000, as detailed in Exhibit B. Should Mesa Water receive grant funding applicable to the Project cost, such funds will be allocated to the total construction costs of the Project and each Party's share of construction costs funding shall be proportionately reduced. Any offset to the Project costs due to the receipt of grant funding shall require Mesa Water to refund each Party's proportional share of the construction costs, as may be reduced by such grant funding.

2. Mesa Water is responsible for initially funding that portion of the Project within the City limits, as set forth in Exhibit B. Upon completion of the Project, Mesa Water will provide the City with a copy of the completed and filed Notice of Completion. Mesa Water shall provide the City with an accounting of all Project costs and shall provide copies of contract invoices and related documentation upon request. Within forty-five (45) days of receipt of such Project costs accounting the City shall provide payment to Mesa Water of 30% of the Project construction costs.

3. Mesa Water will act as the Project lead and organizer, and is responsible for design, bidding, and construction administration of the Project.

4. City will coordinate the relocation of all affected utility company facilities within the City limits to facilitate the completion of the Project in a timely manner.

5. City and Mesa Water shall extend to each other cooperation and proceed under this Agreement in a good faith manner to facilitate timely completion of the Project and comply with the terms hereof. The Parties agree that when any component of this Project is subject to the approval of the City or Mesa Water, such approval shall not be unreasonably withheld.

6. City will issue a new Permit applicable to Project work ("Project Permit"). The 2021 Permit may be closed upon action by the Mesa Water Board of Directors ("Mesa Water Board") of a construction contract for Project work. Such Project Permit will be promptly issued at no cost to Mesa Water or its contractor.

7. City will be notified as to the official advertising dates, bid opening date, construction start date, and overall construction schedule for the Project. Also, a representative from City will be invited to attend pre-construction, Project status, and final walk through meetings.

8. The Project costs represented in this Agreement are the contract costs based upon the Mesa Water contract amount plus Mesa Water's administration costs. Change orders applicable to such contract must receive the written approval of the Executive Director of Public Works of Santa Ana or their designee prior to implementation. Such approval shall not be unreasonably withheld, and, if such approval results in an adjustment to the contract amount (Project cost), City shall be responsible for its proportional allocation of the increased costs pursuant to the terms hereof.

9. The following staff members, or as otherwise designated in writing by either Party, shall be the designated representatives of each Party to act on each respective Party's behalf with respect to this Agreement. Any notices, requests, approvals, plan submittals or communications shall be provided to each representative noted below:

City of Santa Ana:

ATTN: Rudy Rosas
Deputy Public Works Director/City Engineer
Public Works Agency
Santa Ana, CA 92701
20 Civic Center Plaza, M-21

Mesa Water District:

ATTN: Andrew D. Wiesner, P.E.
District Engineer
1965 Placentia Avenue
Costa Mesa, CA, 92627

10. Mesa Water shall cause its contractors for the Project to guarantee the Project improvements against defects in workmanship and materials for a period of one (1) year from the date of acceptance. It is further agreed that Mesa Water shall assume the responsibility for causing the Project improvements to be brought or restored to full compliance with the requirements of the Plans and Specifications for any portion of the Project which during said one (1) year period are found not to be in conformance with the provisions of the Plans and Specifications.

11. Mesa Water shall have its contractors and/or consultants provide insurance as set forth in Exhibit C, attached hereto and incorporated herein by this reference.

12. This Agreement contains all of the agreements of the Parties regarding the Project and Project costs and all previous understandings, negotiations and agreements

regarding the Project and Project costs are integrated into, and superseded by, this Agreement.

13. This Agreement may be amended at any time by the mutual consent of the Parties by an instrument in writing signed by authorized officers of both Parties.

14. In the event that any one or more of the phrases, sentences, clauses, paragraphs, or sections contained in this Agreement shall be declared invalid or unenforceable by a valid judgment or decree of a court of competent jurisdiction, such invalidity or unenforceability shall not affect any of the remaining phrases, sentences, clauses, paragraphs, or sections of this Agreement which are hereby declared as severable and shall be interpreted to carry out the intent of the Parties hereunder.

15. The persons executing this Agreement on behalf of the Parties hereto warrant that they are duly authorized to execute this Agreement on behalf of said Parties and that by so executing this Agreement the Parties hereto are formally bound to the provisions of this Agreement.

16. This Agreement shall be binding upon and shall endure to the benefit of the Parties hereto and their respective heirs, personal representatives, successors, and assigns.

17. This Agreement may be executed by the Parties and counterparts, which counterparts shall be construed together and have the same effect as if all of the Parties had executed the same instrument.

18. This Agreement is to be governed by the laws of the State of California. Venue for any disputes concerning this Agreement shall lie in Orange County, California.

19. Each Party agrees to defend, hold harmless, and indemnify the other as to any and all claims, judgments, liabilities or damages for injuries and damages directly arising out of each Party's own performance or omission(s) under this Agreement, except to the extent such damage or expense is caused in whole or in part by the other Party's negligence or willful misconduct.

[signatures contained on following page]

**SIGNATURE PAGE FOR COOPERATIVE COST REIMBURSEMENT AGREEMENT
FOR CRODDY WAY STREET IMPROVEMENTS PROJECT**

IN WITNESS WHEREOF, the parties hereto have executed this Agreement the date and year first above written.

ATTEST:

CITY OF SANTA ANA

JENNIFER L. HALL
City Clerk

ALVARO NUNEZ
City Manager

APPROVED AS TO FORM:
SONIA R. CARVALHO
City Attorney

RECOMMENDED FOR APPROVAL:

By: _____
JONATHAN T. MARTINEZ
Assistant City Attorney

MESA WATER DISTRICT:

NABIL SABA
Executive Director Public Works
Agency

By: Paul E. Shoenberger, P.E.
Title: General Manager

LOCATION MAP:

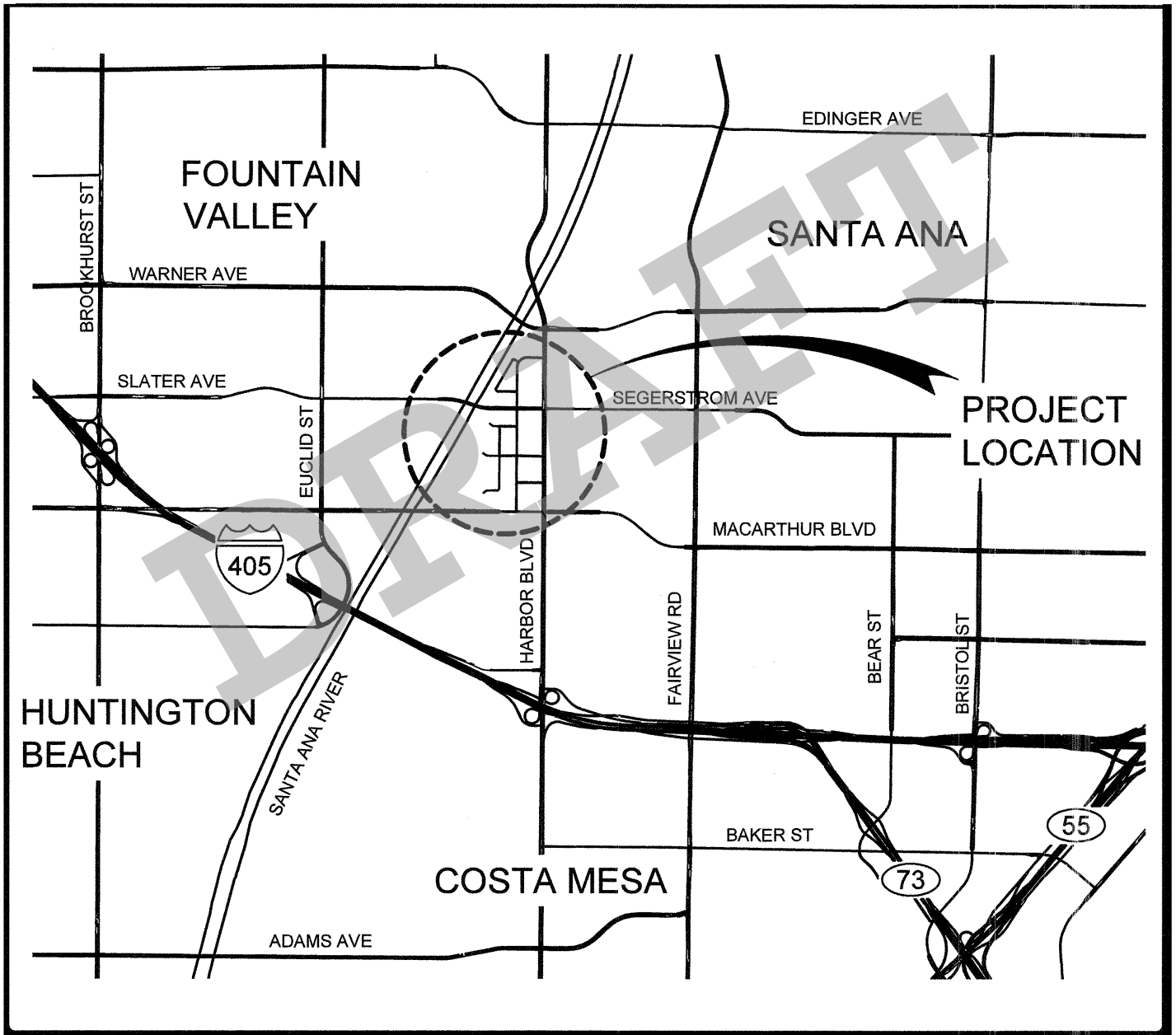


EXHIBIT B

CITY OF SANTA ANA

Preparer:

Reviewer:

Project No.:

Date Revised:

Date Reviewed:

10/17/24

COST ESTIMATE

S CRODDY WAY (Full Depth AC 7.5")

Item No.	NO.	DESCRIPTION	UNIT	Unit Price	Mesa Water District		City of Santa Ana		
					Quantity	Cost	Quantity	Cost	
	1	Unclassified Excavation	CY	\$ 288.00	2,100	\$ 604,800.00	900	\$ 259,200.00	
	2	Asphalt Concrete (T=7.5")	TN	\$ 218.00	3,570	\$ 778,300.00	1,800	\$ 392,400.00	
	3	Adjust Water Valve Frame and Cover	EA	\$ 1,700.00	35	\$ 59,500.00	0	\$ -	
	4	Adjust Manhole Frame and Cover	EA	\$ 1,850.00	1	\$ 1,850.00	7	\$ 13,000.00	
		SUBTOTAL CONSTRUCTION COST					\$ 1,444,450.00		\$ 664,600.00
		Design Engineering				10%	\$ 144,000.00		\$ 66,000.00
		Contingency				10%	\$ 144,000.00		\$ 66,000.00
		Construction Engineering				15%	\$ 217,000.00		\$ 100,000.00
		TOTAL PROJECT COST					\$ 1,949,000.00		\$ 897,000.00

EXHIBIT C

Insurance Provisions

C-1 INSURANCE AMOUNTS. Contractor shall maintain the following insurance for the duration of this Agreement:

Contractor shall procure and maintain for the duration of the contract, and for 5 years thereafter, insurance against claims for injuries to persons or damage to property which may arise from or in connection with the performance of the work hereunder by the Contractor, its agents, representatives, employees, and sub-contractors.

MINIMUM SCOPE AND LIMIT OF INSURANCE

Coverage shall be at least as broad as:

1. **Commercial General Liability (CGL)**. Insurance Services Office (ISO) Form CG 0001 covering CGL on an "occurrence" basis, including products and completed operations, property damage, bodily injury and personal & advertising injury with limits no less than \$3,000,000 per occurrence and \$5,000,000 in the aggregate. Umbrella and excess insurance policies can be used to meet the required limits.
2. **Automobile Liability (AL)**. Insurance Services Office Form CA 0001 covering Code 1(any auto), with combined single limit no less than \$3,000,000.
3. **Workers' Compensation (WC)**. As required by the State of California, with statutory limits, and Employers' Liability insurance with a limit of no less than \$1,000,000 per accident, policy, employee for bodily injury or disease.
4. **Builder's Risk (Course of Construction) (BR)**. Utilizing an "All Risk" (Special Perils) coverage form, with limits equal to the completed value of the project and no co-insurance penalty provisions.
5. **Surety Bonds** as described below.

These insurance requirements shall not in any way act to reduce coverage that is broader or includes higher limits than the minimums shown above. If Contractor maintains broader coverage and/or higher limits than the minimums shown above, City shall be entitled to the broader coverage and/or the higher limits maintained by Contractor. Insurance provided under this contract shall not contain any restrictions or limitations which are inconsistent with City's rights under this contract.

Self-Insured Retentions

Self-insured retentions must be declared to and approved by City. At the option of City, Contractor shall cause its insurer(s) to reduce or eliminate such self-insured retentions as respects City; or Contractor shall provide a financial guarantee satisfactory to City guaranteeing payment of losses and related investigations, claim administration, and defense expenses.

Other Insurance Provisions

The insurance policies are to contain, or be endorsed to contain, the following provisions:

1. City of Santa Ana, its City Council, officers, officials, employees, agents, and volunteers are to be covered as additional insureds on Contractor's CGL and AL policies with respect to liability arising out of work operations performed by or on behalf of Contractor including materials, parts, and equipment furnished in connection with such work or operations and automobiles owned, leased, hired, or borrowed by or on behalf of Contractor. Additional insured status can be provided in the form of an endorsement to Contractor's insurance.
2. For any claims related to this project, Contractor's insurance coverage shall be primary insurance coverage as respects City of Santa Ana, its City Council, officers, officials, employees, agents, and volunteers. Any insurance or self-insurance maintained by City of Santa Ana, its City Council, officers, officials, employees, agents, or volunteers shall not contribute with it.
3. A severability of interest provision must apply for all the additional insureds, ensuring that Contractor's insurance shall apply separately to each insured against whom a claim is made or suit is brought, except with respect to the insurer's limits of liability.
4. Contractor hereby grants to City a waiver of subrogation which any insurer of said Contractor may acquire against City of Santa Ana, its City Council, officers, officials, employees, agents and volunteers" by virtue of the payment of any loss under such insurance. Contractor agrees to obtain any endorsement(s) that may be necessary to affect this waiver of subrogation, but this provision applies regardless of whether or not City has received a waiver of subrogation endorsement from any insurer(s).
5. Each insurance policy required by this clause shall provide that coverage shall not be canceled, suspended, voided, reduced in scope or in limits, non-renewed by the carrier, or materially changed except after thirty (30) days prior written notice has been given to City and ten (10) days prior written notice of policy cancellation or non-renewal due to non-payment.

6. Certificate Holder on each Evidence of Insurance certificate shall be: City of Santa Ana, **Attention: (Name of Department Staff Responsible for Agreement)**, 20 Civic Center Plaza **M-XX (Responsible Staff's Department Mail Box)**, Santa Ana, CA 92701. The name and location of project must be indicated in the Description of Operations section of each certificate.

Builder's Risk (Course of Construction) Insurance

Contractor may submit evidence of Builder's Risk insurance in the form of Course of Construction coverage. Such coverage shall name City of Santa Ana as a loss payee as its interest may appear.

If the project does not involve new or major reconstruction, at the option of City, an Installation Floater may be acceptable. For such projects, a Property Installation Floater shall be obtained that provides for the improvement, remodel, modification, alteration, conversion or adjustment to existing buildings, structures, processes, machinery and equipment. The Property Installation Floater shall provide property damage coverage for any building, structure, machinery or equipment damaged, impaired, broken, or destroyed during the performance of the Work, including during transit, installation, and testing at City's site.

Claims Made Policies

If any coverage required is written on a claims-made coverage form:

1. The retroactive date must be shown, and this date must be before the execution date of the contract.
2. Insurance must be maintained and evidence of insurance must be provided for at least five (5) years after completion of work.
3. If coverage is cancelled or non-renewed, and not replaced with another claims-made policy form with a retroactive date prior to the contract effective, or start of work date, Contractor must purchase extended reporting period coverage for a minimum of five (5) years after completion of work.
4. A copy of the claims reporting requirements must be submitted to City.

Acceptability of Insurers

Insurance is to be placed with insurers authorized to conduct business in the state of California with a current A.M. Best rating of no less than A:VII, unless otherwise acceptable to CITY.

Waiver of Subrogation

Contractor hereby agrees to waive rights of subrogation which any insurer of Contractor may acquire from Contractor by virtue of the payment of any loss. Contractor agrees to obtain any endorsement that may be necessary to affect this waiver of subrogation. The Workers' Compensation policy shall be endorsed with a waiver of subrogation in favor of City for all work performed by Contractor, its employees, agents and sub-contractors.

Verification of Coverage

Contractor shall furnish City with original Certificates of Insurance including all required amendatory endorsements (or copies of the applicable policy language effecting coverage required by this clause). A statement on a Certificate(s)/Evidence of Insurance will not be accepted in lieu of the actual endorsements required herein. Failure to obtain the required documents prior to the work beginning shall not waive Contractor's obligation to provide them. City reserves the right to require complete, certified copies of all required insurance policies, including endorsements, required by these specifications, at any time.

Sub-Contractors

Contractor shall require and verify that all sub-contractors maintain insurance meeting all requirements stated herein, and Contractor shall ensure that City is an additional insured on insurance required from sub-contractors. For CGL coverage, sub-contractors shall provide coverage with a form at least as broad as CG 20 38 04 13.

Surety Bonds

Contractor shall provide the following Surety Bonds:

1. Bid Bond
2. Performance Bond
3. Payment Bond
4. Maintenance Bond

The Payment Bond and the Performance Bond shall be in a sum equal to the contract price. If the Performance Bond provides for a one-year warranty a separate Maintenance Bond is not necessary. If the warranty period specified in the contract is for longer than one year a Maintenance Bond equal to 10% of the contract price is required. Bonds shall be duly executed by a responsible corporate surety, authorized to issue such bonds in the State of California and secured through an authorized agent with an office in California.

Failure to Maintain Insurance Coverage

If Contractor, for any reason, fails to maintain insurance coverage which is required pursuant to this contract, the same shall be deemed a material breach of contract. City, at its sole option, may terminate this contract at any time and obtain damages from Contractor resulting from said breach.

Special Risks or Circumstances

City reserves the right to modify these requirements, including limits, based on the nature of the risk, prior experience, insurer, coverage, or other circumstances.

DRAFT

REPORTS:

13. REPORT OF THE GENERAL MANAGER:
 - December Key Indicators Report

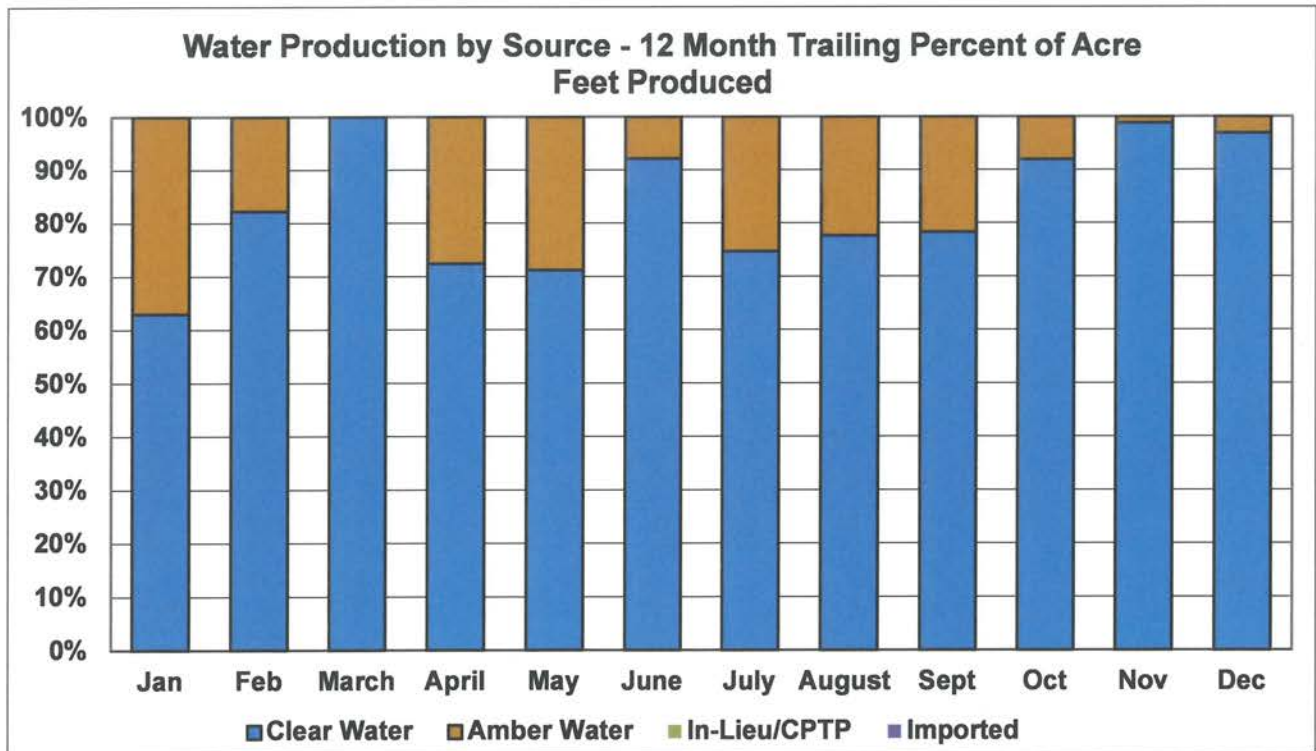
**Monthly Key Indicators Report
For the Month of December 2024**

Goal #1: Provide an abundant, local, reliable and safe water supply

FY 2025 Potable Production (Acre Feet)

Water Supply Source	FY 2025 YTD Actual (AF)	FY 2025 YTD Budget (AF)	FY 2025 Annual Budget (AF)
Clear Water	7,135	6,970	13,598
Amber Water (MWRf)	1,211	1,650	2,400
Imported	0	0	0
Basin Management Water	0	0	0
Total Production	8,346	8,620	15,998

YTD actual water production (AF) through December 31, 2024



**Monthly Key Indicators Report
For the Month of December 2024**

Goal #1: Provide an abundant, local, reliable and safe water supply

FY 2025 System Water Quality – This data reflects samples taken in December

Distribution System:	Average	Range	MCL
Chlorine Residual (mg/L) <i>Compliance</i>	2.05	0.70 – 2.55 Current RAA = 1.99	4 RAA
Coliform Positive % <i>Compliance</i>	0	ND	5
Temperature (° F)	71	68 - 74	None

Reservoir I & II:	Average	Range	MCL
Chlorine Residual (mg/L)*	1.82	0.76 – 2.45	None
Monochloramine (mg/L)*	1.78	0.72 – 2.40	None
Ammonia (mg/L)*	0.39	0.18 – 0.51	None
Temperature (° F)	71	69 - 74	None

Wells (Treated):	Average	Range	MCL
Chlorine Residual (mg/L)*	2.45	2.10 – 2.70	None
Monochloramine (mg/L)*	2.38	2.07 – 2.58	None
Ammonia (mg/L)*	0.51	0.40 – 0.58	None
Temperature (° F)	71	67 - 74	None

MWRF:	Average	Range	MCL
Chlorine Residual (mg/L)	3.12	3.12	None
Monochloramine (mg/L)	2.94	2.94	None
Ammonia (mg/L)	0.62	0.62	None
Temperature (° F)	78	78	None
Color (CU) <i>Compliance</i>	ND	ND	15
Odor (TON) <i>Compliance</i>	ND	ND	3

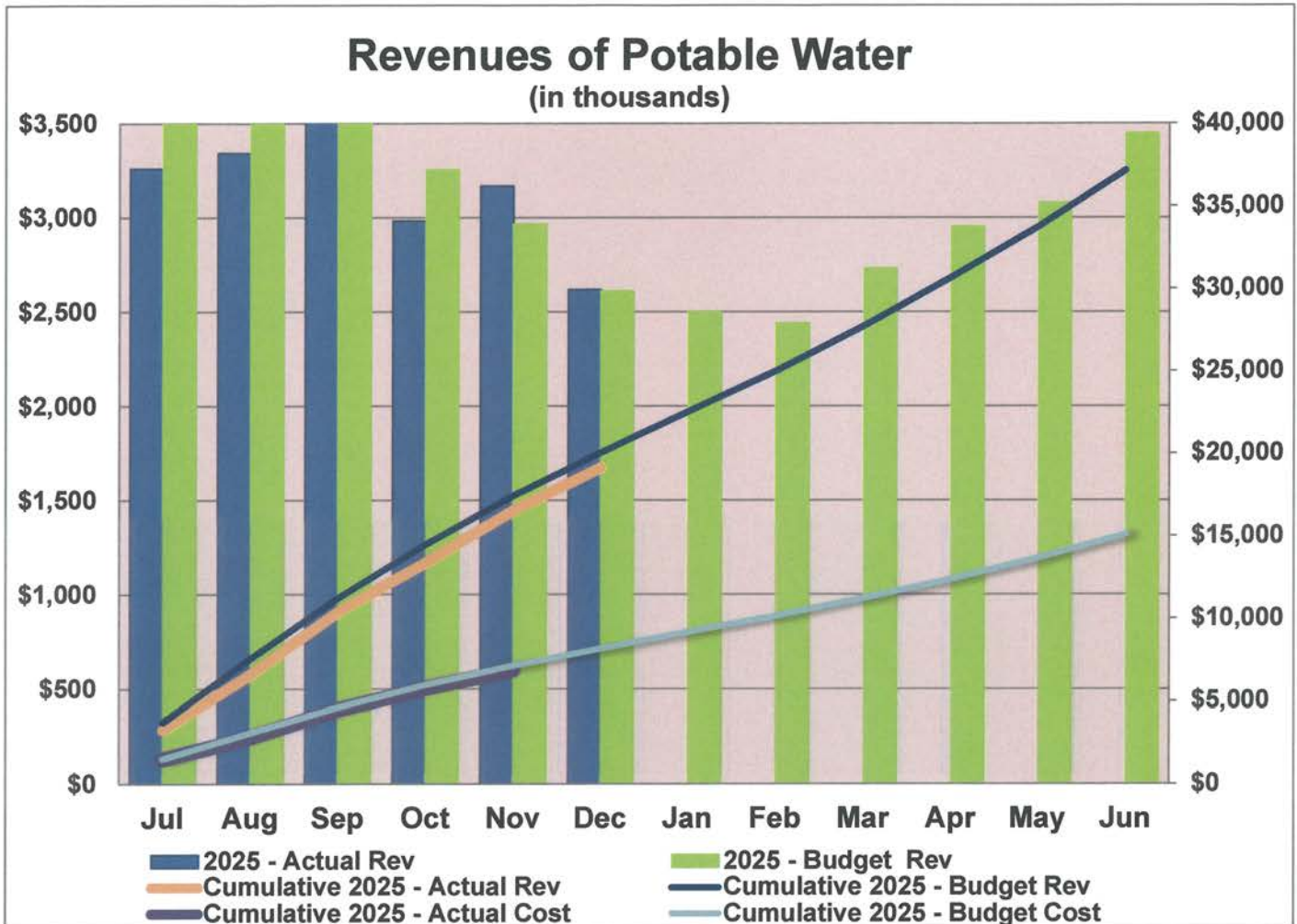
*Data Pending

Water Quality Calls/Investigations:

Total Calls	0
Total Investigations (from calls)	0

**Monthly Key Indicators Report
For the Month of December 2024**

Goal #2: Perpetually renew and improve our infrastructure



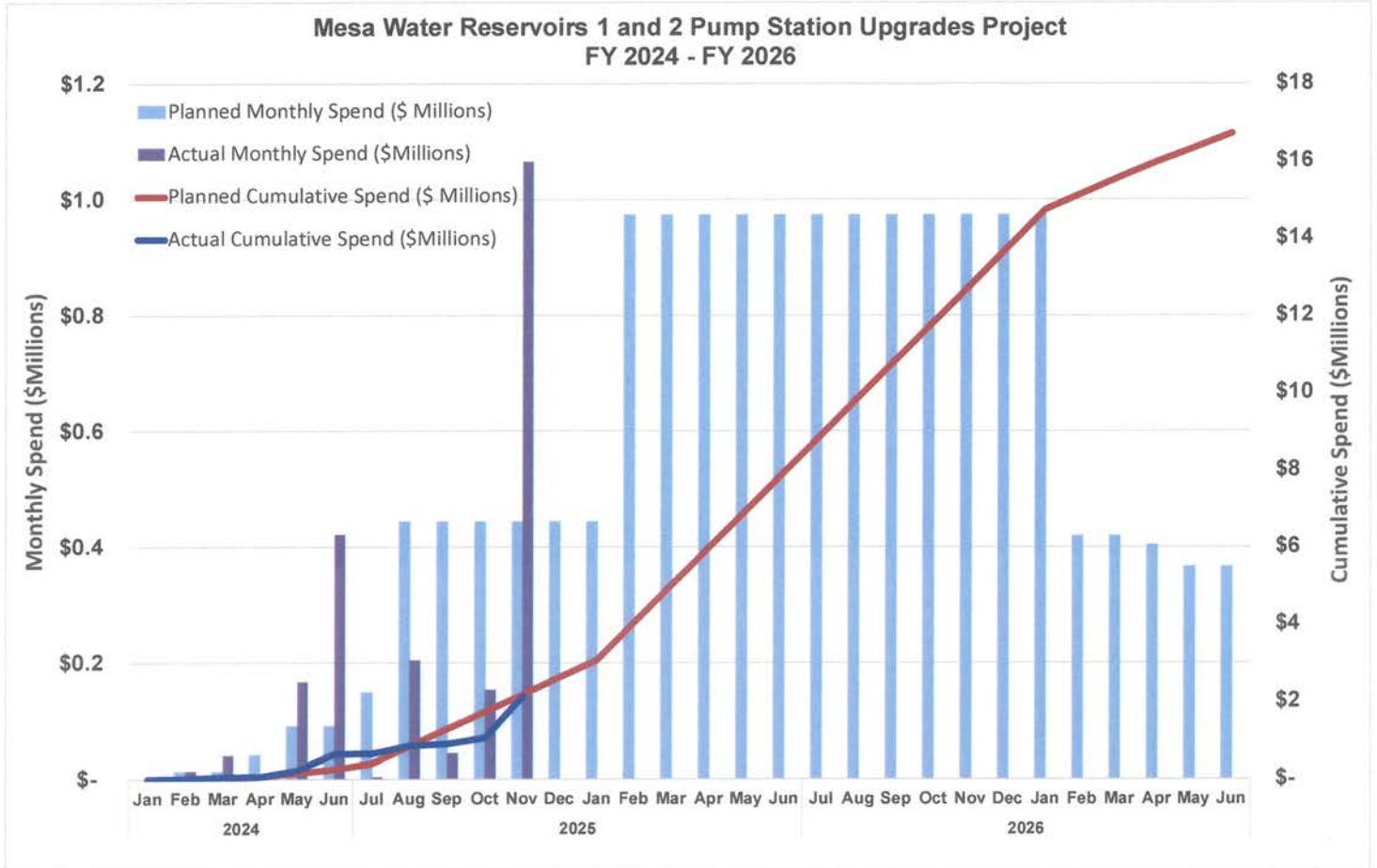
	Actual	Budget	Favorable (Unfavorable)	
			Difference	%
Total YTD Revenue \$	19,136,042	20,029,046	(893,004)	(4.46%)

	Actual	Budget	UnFavorable (Favorable)	
			Difference	%
Total YTD Cost \$ *	6,864,460	7,135,124	(270,664)	(3.79%)

* YTD Cost is trailing YTD Revenue by one month due to the timing of when costs are available.

**Monthly Key Indicators Report
For the Month of December 2024**

Goal #3: Be financially responsible and transparent



**Monthly Key Indicators Report
For the Month of December 2024**

Goal #4: Increase favorable opinion of Mesa Water

Web Site Information

Web Site Information	November 2024	December 2024
Visits to the web site	9,191	9,681
New visitors (First time to the site)	6,744	6,785
Average per day	306	312
Average visit length	3 minutes, 56 seconds	4 minutes, 6 seconds
Page visited most	Online Bill Pay	Online Bill Pay
Second most visited page	Rates and Fees	Rates and Fees
Third most visited page	Human Resources	Human Resources
Fourth most visited page	Contact Us	Contact Us
Fifth most visited page	Customer Service	Water Quality
Most downloaded file	2024 Water Quality Report	Stand Specifications (Engineering)
Second most downloaded file	Salary Table	Water Quality Report
Most active day of the week	Monday	Monday
Least active day of the week	Sunday	Saturday

Total visits since July 1, 2002	<u>1,998,400</u>
--	-------------------------

Water Vending Machine Information

Vending Machine Location	Vend Measurement	December 2024 Vends	Totals Vends
Mesa Water Office	1 gallon	0	763,243

**Monthly Key Indicators Report
For the Month of December 2024**

Goal #5: Attract, develop and retain skilled employees

DEPARTMENT:	FY 2025			COMMENTS:
	BUDGET	FILLED	VACANT	
OFFICE OF THE GENERAL MANAGER:				
General Manager	1.00	1.00	0.00	
Business Administrator	1.00	1.00	0.00	
Subtotal	2.00	2.00	0.00	
ADMINISTRATIVE SERVICES:				
Administrative Services	5.00	5.00	0.00	
Subtotal	5.00	5.00	0.00	
CUSTOMER SERVICES:				
Customer Service	3.00	3.00	0.00	
Subtotal	3.00	3.00	0.00	
ENGINEERING:				
Engineering	4.00	3.00	1.00	Civil Engineer - vacant; recruitment in process.
Subtotal	4.00	3.00	1.00	
FINANCIAL SERVICES:				
Financial Reporting/ Purchasing	4.00	3.00	1.00	Senior Buyer - vacant; recruitment in process.
Accounting	2.00	1.00	1.00	Senior Accounting Technician - vacant; recruitment in process.
Subtotal	6.00	4.00	2.00	
HUMAN RESOURCES:				
Human Resources	2.00	2.00	0.00	
Subtotal	2.00	2.00	0.00	
PUBLIC AFFAIRS:				
Outreach & Communications	2.50	1.50	1.00	Public Affairs Manager - vacant; recruitment in process.
Education & Conservation	1.00	1.00	0.00	
Subtotal	3.50	2.50	1.00	
WATER OPERATIONS:				
Supervision/Support	8.00	8.00	0.00	
Distribution	10.00	8.00	2.00	Operator I/II - 2 vacancies; recruitment in process.
Field Services	5.00	5.00	0.00	
Production	4.00	4.00	0.00	
Water Quality	2.00	2.00	0.00	
Subtotal	29.00	27.00	2.00	
WATER POLICY:				
Legislative & Governmental Affairs	1.50	1.50	0.00	
Subtotal	1.50	1.50	0.00	
* TOTAL BUDGETED POSITIONS:	56.00	50.00	6.00	

**Monthly Key Indicators Report
For the Month of December 2024**

Goal #6: Provide excellent customer service

Customer Calls

Call Type	FY 2025 YTD	December 2024	YTD Weekly Average
General Billing Question	683	89	22
Service Requests	767	118	25
High Bill	1036	162	33
Payments	807	121	26
Late Fee	735	97	24
Account Maintenance	410	57	13
On-Line Bill Pay	1055	156	34
Water Pressure	17	3	1
No Water	41	4	1
Conservation	16	4	1
Water Waste	37	6	1
Other (District info. other utility info. etc.)	1412	182	46
Rate Increase	3	1	0
Fluoridation	0	0	0
TOTAL CUSTOMER CALLS	7019	1000	226
AVERAGE ANSWER TIME (Seconds)	24	24	24

Online Bill Pay Customers

Customers Enrolled	FY 2025 YTD	December 2024	YTD Weekly Average
14930	1143	179	37

REPORTS:

14. DIRECTORS' REPORTS AND COMMENTS



*Dedicated to
Satisfying our Community's
Water Needs*

MEMORANDUM

TO: Board of Directors
FROM: Stacy Taylor, Water Policy Manager
DATE: January 22, 2025
SUBJECT: Federal Advocacy Update

RECOMMENDATION

Receive and file the Federal Advocacy Update.

STRATEGIC PLAN

Goal #7: Actively participate in regional and statewide water issues.

PRIOR BOARD ACTION/DISCUSSION

This item is provided monthly at a Mesa Water District (Mesa Water®) Board of Directors meeting.

DISCUSSION

Attached are the Federal Advocacy Report and the list of Federal legislation that Mesa Water is tracking. Also attached is a list of Mesa Water's Priority Projects and Programs for Federal advocacy and for seeking funding and grants opportunities.

FINANCIAL IMPACT

In Fiscal Year 2025, \$445,000 is budgeted for Water Policy Support Services \$137,095 has been spent to date.

ATTACHMENTS

Attachment A: Federal Advocacy Report
Attachment B: Federal Legislation Tracker
Attachment C: 2025 Federal Advocacy Funding Priorities



To: Mesa Water District
From: Van Scoyoc Associates (VSA); Geoff Bowman, Pete Evich, Ashley Strobel, Jessica Flewallen
Date: January 14, 2025
Subject: January 2025 Report

Congressional Update

The 119th Congress convened into session on January 3rd with a full slate of new priorities for the GOP-controlled House and Senate. Members were sworn into office and Rep. Mike Johnson (R-LA) was narrowly re-elected to serve as Speaker of the House. One of the first orders of business Speaker Johnson has vowed to work on is a budget reconciliation package, which is being eyed as a vehicle for extending the 2017 tax cuts, increasing the national debt limit, and enhancing border security, all part of President-elect Donald Trump's legislative agenda. Speaker Johnson stated he would like Congress to vote on such a package by April and get it to the President's desk by May. Additionally, Congress will continue its work to pass a final Fiscal Year 2025 appropriations deal. VSA and Mesa Water will soon begin engagement with Mesa Water's new Congressional Delegation, including Senator Adam Schiff and Representative David Min (D-CA-47), to advocate for Mesa Water's federal funding priorities in FY2026.

EPA Adds Additional PFAS Chemicals to Toxic Release Inventory

On January 3rd, the U.S. Environmental Protection Agency (EPA) announced the addition of nine per- and polyfluoroalkyl substances (PFAS) to its Toxic Release Inventory (TRI), a list of chemicals the Agency deems subject to reporting requirements. These include Ammonium perfluorodecanoate, Sodium perfluorodecanoate, Perfluoro-3-methoxypropanoic acid, 6:2 Fluorotelomer sulfonate acid, 6:2 Fluorotelomer sulfonate anion, 6:2 Fluorotelomer sulfonate potassium salt, 6:2 Fluorotelomer sulfonate ammonium salt, 6:2 Fluorotelomer sulfonate sodium salt, and Acetic acid. Industries subject to TRI reporting will be required to track the use, manufacturing, and disposal of the nine additional PFAS chemicals starting on January 1st, 2025.

- See more information [here](#).

EPA Approves California Advanced Clean Cars II Mandate

On December 18th, EPA granted two requests for waivers for California to implement the California Air Resources Board's Advanced Clean Cars II regulation to phase out new gas-powered cars. Under this mandate, 35% of 2026 model cars and later sold in California must produce zero emissions, with 68% required in 2030 models and 100% in 2035 models and beyond. In 1967, Congress gave California the authority to set its own vehicle emissions standards, but each standard requires a waiver from EPA before implementation is allowed. These emissions requirements are in response to California's air quality concerns regarding smog-forming gases

and soot. President-elect Donald Trump has already recommended rolling back support for electric vehicles and charging stations nationwide. If the incoming Administration does go forth with overturning the mandate, it could potentially take years to reverse the waiver the Biden Administration approved and will likely lead to legal battles.

- See more on EPA's waiver for the regulation [here](#).

EPA Releases Water Affordability Needs Assessment Report

On December 17th, EPA released a Water Affordability Needs Assessment Report outlining research on water affordability among U.S. households and utilities while providing recommendations for improvements. The report showed an estimated 12.1 million to 19.2 million households lack access to affordable water services. Additionally, the report states that large-scale, sustainable change requires addressing how water utilities are funded, how rates are set, and how assistance programs are established to support all ratepayers. The report outlines options to reduce unaffordable access to water services, including establishing a federal water assistance program and increasing education and outreach around solutions to address affordability.

- See the full Water Affordability Needs Assessment Report [here](#).

American Water Works Association Files Lawsuit Against Lead and Copper Rule

On December 13th, the American Water Works Association (AWWA), a water utility business group, filed a petition suing the Biden Administration over EPA's [Lead and Copper Rule Improvements](#) (LCRI), which would require utilities to replace lead water pipes within 10 years. AWWA is arguing the rule would create significant affordability challenges for low-income households, and expressed concern about the costs of pipe replacements for utilities and the costs that will be passed on to ratepayers. Additionally, AWWA expressed concern regarding utilities' ability to comply with the rule's requirements of replacement on public property, as well as the general timeline of implementation. VSA will keep Mesa Water apprised as developments on the case unfold.

- See AWWA's petition [here](#).

EPA Proposed Methods Update for PFAS Monitoring

On December 6th, EPA signed a new proposed Methods Update Rule (MUR 22) for PFAS monitoring, marking a significant advancement in efforts to track and manage PFAS contamination. The proposed update introduces a validated analytical method capable of measuring 40 specific PFAS compounds with greater accuracy and sensitivity. This method was developed in collaboration with the Department of Defense (DoD) as part of ongoing efforts to address PFAS pollution and ensure public health protection.

EPA and DoD recommend the implementation of this method, stating it will provide a standardized approach for detecting and quantifying PFAS levels in water systems. Once finalized, this method will be subject to compliance under the Clean Water Act (CWA), ensuring consistent

monitoring and reporting across regulated facilities. The rule aims to improve data reliability, support pollution prevention efforts, and facilitate more effective regulatory enforcement related to PFAS contamination.

- More information on MUR 22 can be found [here](#).

Finalized Rule Intended to Simplify Wetland Permitting Delegation for States and Tribes

On December 11th, the Biden Administration finalized the Clean Water Act Section 404 Tribal and State Assumption Program rule, regulating the discharge of dredged material into navigable waters, to make it easier for States and Tribes to reduce barriers involving permitting decisions affecting wetlands. In the past, States have complained the Clean Water Act permitting process for oversight of wetlands has been confusing and burdensome. Questions surrounding this new rule include concerns from environmental advocates regarding fear of a reduction in wetland protections. The Biden Administration stated the rule took a year and a half worth of feedback into consideration and will enhance opportunities for States and Tribes in the permitting delegation process. VSA will keep Mesa Water apprised of any updates on the rule.

- See the final rule [here](#).

EPA Regulatory Actions on Vinyl Chloride and PFAS

On December 18th, EPA [designated](#) vinyl chloride as a High-Priority Substance for risk evaluation under the Toxic Substances Control Act (TSCA). Vinyl chloride, commonly used in the manufacture of PVC pipes for water supply, is now subject to a risk evaluation process. This designation does not impose new requirements on Associations of California Water Agencies (ACWA) member agencies or restrict the use of vinyl chloride. Rather, it initiates a multi-year evaluation to determine if vinyl chloride poses an unreasonable risk to health or the environment. If such risks are identified, EPA may introduce measures to eliminate them.

ACWA submitted [comments](#) on October 23rd, 2024, urging the EPA to consider potential impacts on States and public water agencies, including compliance efforts, infrastructure upgrades, and related costs. ACWA also requested guidance on safe water supply piping. While ACWA member agencies currently comply with California's stricter vinyl chloride standards of 0.05 ppb compared to the EPA's 2 ppb, members are encouraged to stay informed about EPA developments, especially with a new Congress and administration influencing related actions.

Additionally, on December 18th, EPA [published](#) a request for public comments on efforts to study and develop technology for PFAS protections from industrial wastewater discharges. The request focuses on topics including preliminary findings on industrial wastewater discharges, tools for reviewing effluent guidelines, and treatment technology capabilities, performance, and costs outlined in the agency's [Preliminary Effluent Guidelines Program Plan 16 \(Preliminary Plan 16\)](#). Comments are due by January 17th, 2025.

- More information on the EPA's PFAS actions can be found [here](#).

California Members of Congress Take on New Leadership Positions and Committee Assignments

On December 17th, Congressman Jared Huffman (D-CA) was elected by the House Democratic Caucus to serve as the Ranking Member of the House Committee on Natural Resources in the 119th Congress. The Natural Resources Committee has broad jurisdiction over natural resource issues including the Department of the Interior (and the Bureau of Reclamation), the Endangered Species Act (ESA), and the National Environmental Policy Act (NEPA).

On November 19th, Congressman Doug LaMalfa (R-CA) was elected by members of the Congressional Western Caucus to serve as Chair in the 119th Congress. With over 100 members, the Western Caucus is among the largest in the House of Representatives and focuses on key issues affecting the Western U.S., such as water supply, wildfire management, and species protection. ACWA and many of its members have collaborated extensively with Congressman LaMalfa and the Western Caucus on these priority issues.

On January 2nd, Senate Democratic Leader, Chuck Schumer (D-NY), announced the Senate Committee assignments for the 119th Congress. Senator Adam Schiff (D-CA) was assigned to the Committees on Agriculture, Environment and Public Works, Judiciary, and Small Business. Senator Alex Padilla (D-CA) was assigned to the committees on Energy, Environment and Public Works, Judiciary, Budget, and Rules where he will be the ranking member of the Rules Committee. These assignments position Senators Schiff and Padilla to influence significant legislative areas, including infrastructure, environmental protection, judicial oversight, and fiscal matters.

EPA Administrator Michael Regan Steps Down

On December 20th, EPA Administrator Michael Regan announced he would be stepping down from his position by December 31st, 2024. Regan, who has served since March 2021, played a significant role in advancing key environmental policies, including efforts to reduce greenhouse gas emissions and improve water quality standards. His leadership has been marked by a focus on environmental justice and climate resilience.

Following his departure, Jane Nishida will step in as Acting Administrator, bringing her extensive experience as the Principal Deputy Assistant Administrator for International and Tribal Affairs. Nishida is known for her expertise in global environmental policies and collaboration with tribal communities on water and air quality initiatives. Dan Utech will serve as Acting Deputy Administrator. Utech has a background in energy policy and climate change initiatives, previously serving in senior roles within the White House and the Department of Energy.

SUPPORT

Low-Income Household Assistance Water Program (LIHWAP) Establishment Act

Status: Has not yet been introduced in the 119th Congress.

Summary: The bill would direct the Secretary of the Department of Health and Human Services (HHS) and Administrator of the Environmental Protection Agency (EPA) to make permanent the Low-Income Household Assistance Water Program (LIHWAP). The bill would allow HHS to award grants to eligible entities to provide funds to public water systems to assist low-income households in paying for drinking water or wastewater services.

Water Efficiency, Conservation, and Sustainability Act of 2023

Status: Has not yet been introduced in the 119th Congress.

Summary: This bill would create programs at the EPA for states, municipalities, and utilities for water improvement program, a water loss control program, and a program to adopt and implement water-efficient plumbing codes.

Support to Rehydrate the Environment, Agriculture, and Municipalities Act (STREAM) Act

Status: Has not yet been introduced in the 119th Congress.

Summary: This bill would expedite non-federal storage projects with less than \$250 million in federal funding, water recycling, and desalination projects by allowing the Department of the Interior to approve the projects. This provision is needed following the Water Infrastructure Improvements for the Nation Act's expiration in December 2021. Absent this provision, Congress must individually authorize all water recycling, desalination, and storage projects, with the exception of projects that receive construction funding under the bipartisan infrastructure legislation.

Reclamation Climate Change and Water Program Reauthorization Act of 2023

Status: Has not yet been introduced in the 119th Congress.

Summary: The bill would reauthorize the Bureau of Reclamation's Climate Change and Water Program which will expire at the end of 2023.

Desalination Research Advancement Act

Status: Has not yet been introduced in the 119th Congress.

Summary: This bill would reauthorize the Bureau of Reclamation's Desalination and Water Purification Research (DWPR) Program, which funds projects to improve water supply development from seawater, brackish groundwater, and wastewater.

Special District Grant Accessibility Act

Status: Has not yet been introduced in the 119th Congress.

Summary: The bill would require special districts to be recognized as local government and be eligible for federal funding.

Water Conservation Rebate Parity Act

Status: Has not yet been introduced in the 119th Congress.

Summary: This legislation will amend federal tax law to ensure homeowners do not have to pay income tax when they receive rebates from water utilities for water conservation and water runoff management improvements.

WATCH

The Health Drinking Water Affordability Act (Healthy H2O Act)

Status: Has not yet been introduced in the 119th Congress.

Summary: The bill would provide grants through the U.S. Department of Agriculture for water quality testing and to purchase and install point-of-entry water filtration systems to remove contaminants from drinking water.

Clean Water Act of 2023

Status: Has not yet been introduced in the 119th Congress.

Summary: This bill would clarify “protected water resources” under the Clean Water Act and would reinstate protections on 50% of wetlands and 70% of rivers that lost protection under the *Sackett v. EPA Hearing*.

PFAS Accountability Act of 2024

Status: Has not yet been introduced in the 119th Congress.

Summary: This bill establishes requirements and incentives to limit the use of perfluoroalkyl and polyfluoroalkyl substances, commonly referred to as PFAS, and remediate PFAS in the environment. The bill directs the EPA to designate the PFAS perfluorooctanoic acid (PFOA) and perfluorooctanesulfonic acid (PFOS) as a hazardous substance under the Comprehensive Environmental Response, Compensation, and Liability Act of 1980, thereby requiring remediation of releases of those PFAS into the environment.

Water Affordability, Transparency, Equity, and Reliability Act of 2023 (WATER) Act

Status: Has not yet been introduced in the 119th Congress.

Summary: The legislation would assist communities in securing access to clean and reliable drinking water. The bill also contains provisions to combat PFAS and provide grants for low-income communities struggling with unaffordable water bills.

Water Access Act

Status: Has not yet been introduced in the 119th Congress.

Summary: This bill would appropriate \$500 million to LIHWAP under sec. 2912 of the American Rescue Plan Act of 2021, for fiscal year 2024.

Canal Conveyance Capacity Restoration Act

Status: Has not yet been introduced in the 119th Congress.

Summary: This bill would authorize a one-third federal cost share for restoring canal capacity. Additionally, the bill would authorize over \$833 million for restoration efforts at the Friant-Kern Canal, Delta Mendota Canal, California Aqueduct, and San Joaquin River.

Preserving Choice in Vehicle Purchase Act

Status: Has not yet been introduced in the 119th Congress.

Summary: This bill would block the U.S. Environmental Agency from giving California a waiver to “limit the sale or use of new motor vehicles with internal combustion engines.” It would do so by modifying the waiver process under the Clean Air Act related to state emission control standards for new motor vehicles.

Flood Prevention and Snowpack Management Act

Status: Has not yet been introduced in the 119th Congress.

Summary: This legislation would create a task force to monitor California snowpack and flood mitigation. The task force would be established by the Secretary of the Army, acting through the Chief of Engineers, and led by representatives in Congress and Federal agencies.

Working to Advance Tangible and Effective Reforms (WATER) for California Act

Status: Has not yet been introduced in the 119th Congress.

Summary: This bill would require the Central Valley Project and State Water Project promote more water deliveries to farmers under a 2019 Trump-era biological opinion. This legislation would also reauthorize the surface water storage project program and operations of the Central Valley and State Water Projects created in the WIIN Act.

Water Supply Permitting Coordination Act

Status: Has not yet been introduced in the 119th Congress.

Summary: This legislation would establish a framework for federal agencies that hold permitting authority to coordinate reservoir construction work and make public the construction schedules, data, and technical materials to prevent delays and create more water supply.

Water System Threat Preparedness and Resilience Act of 2023

Status: Has not yet been introduced in the 119th Congress.

Summary: The legislation would provide funding for water utilities to join the Water Information Sharing and Analysis Center (WaterISAC) to gain access to critical information and practices to protect and mitigate cyber threats.

Restoring WIFIA Eligibility Act

Status: Has not yet been introduced in the 119th Congress.

Summary: This bill would amend the Water Infrastructure Finance and Innovation Act of 2014 (WIFIA) to clarify that federally-owned infrastructure projects managed by non-federal entities are eligible for WIFIA funding.

Protect Our Water Rights Act

Status: Has not yet been introduced in the 119th Congress.

Summary: To mandate contract water deliveries of the Central Valley Project and Klamath River Basin Reclamation Project by the Bureau of Reclamation in normal precipitation years and guarantee additional water in dry years.

Water Quality and Environmental Innovation Act

Status: Has not yet been introduced in the 119th Congress.

Summary: To authorize the Administrator of the Environmental Protection Agency to award grants and contracts for projects that use emerging technologies to address threats to water quality.

California Water Infrastructure Act

Status: Has not yet been introduced in the 119th Congress.

Summary: This bill would assist in expediting U.S. Bureau of Reclamation water projects by accepting alternative environmental reviews conducted under state laws, such as the California Environmental Quality Act, in place of federal reviews under the National Environmental Policy Act.

Federally Integrated Species Health (FISH) Act

Status: Has not yet been introduced in the 119th Congress.

Summary: This legislation would eliminate the National Oceanic and Atmospheric Administration (NOAA) Fisheries' oversight role in regulating salmon and other fish under the Endangered Species Act and designate the Fish and Wildlife Life Service (FWS) as the sole regulatory authority.

Open Access Evapotranspiration Data Act

Status: Has not yet been introduced in the 119th Congress.

Summary: This bill would create a program within the Department of the Interior to share public data on estimates of evapotranspiration from satellites and weather stations with water managers

To amend the Federal Water Pollution Control Act with respect to permitting terms.

Status: Has not yet been introduced in the 119th Congress.

Summary: This bill would extend National Pollution Discharge Elimination System permits from 5 years to 10 years.

Stop the Delta Tunnel Act

Status: Has not yet been introduced in the 119th Congress.

Summary: This bill would prohibit the Army Corps of Engineers from issuing a federal permit necessary for the State of California to build the Delta Conveyance Project, commonly known as the Delta Tunnel.

Providing for congressional disapproval relating to "Revised Definition of 'Waters of the United States'"

Status: Has not yet been introduced in the 119th Congress.

Summary: A joint resolution providing for congressional disapproval under chapter 8 of title 5, United States Code, of the rule submitted by the Department of the Army, Corps of Engineers, Department of Defense, and the Environmental Protection Agency relating to "Revised Definition of 'Waters of the United States'"

Clean Water Allotment Modernization Act of 2023

Status: Has not yet been introduced in the 119th Congress.

Summary: A bill to revamp the 36-year-old formula used by the federal government to allocate the clean water state revolving fund allocation among states. It would require the Environmental Protection Agency to regularly update how funding allocations are based.

Veterans Exposed to Toxic PFAS Act

Status: Has not yet been introduced in the 119th Congress.

Summary: This bill provides eligibility for Department of Veterans Affairs hospital care and medical services to veterans and their family members (including those in utero) who have specified conditions and resided at a military installation where individuals were exposed to perfluoroalkyl and polyfluoroalkyl substances, commonly known as PFAS. PFAS are man-made and may have adverse human health effects.

Wildfire Response and Drought Resiliency Act

Status: Has not yet been introduced in the 119th Congress.

Summary: A legislative package that includes over 40 bills that would authorize billions of dollars in federal funding for the Departments of Interior and Agriculture for implementation of forest management, water, and climate programs. It would also expand federal disaster relief assistance and research efforts on effects of wildfire on public health, and programs to improve water efficiency and conservation in tribal and low-income communities.

Controlling America's Perilous Spending (CAPS) Act

Status: Has not yet been introduced in the 119th Congress.

Summary: This bill would amend the Balanced Budget and Emergency Deficit Control Act of 1985 to extend the discretionary spending limits through fiscal year 2032.

To include water supply and water conservation as a primary mission of the Corps of Engineers

Status: Has not yet been introduced in the 119th Congress.

Summary: This bill would include water supply and water conservation as a primary mission of the Corps of Engineers in planning, designing, constructing, modifying, operating, and maintaining water resources development projects.

Clean Water SRF Parity Act

Status: Has not yet been introduced in the 119th Congress.

Summary: A bill to expand the state revolving fund established under the Clean Water Act, including by allowing low-interest loans to be given to privately owned treatment works to address wastewater. Currently, loans are given to wastewater systems that are publicly owned.

PFAS Action Act of 2023

Status: Has not yet been introduced in the 119th Congress.

Summary: To require the Administrator of the Environmental Protection Agency to designate per- and polyfluoroalkyl substances as hazardous substances under the Comprehensive Environmental Response, Compensation, and Liability Act of 1980.

Water Affordability, Transparency, Equity, and Reliability Act of 2023

Status: Has not yet been introduced in the 119th Congress.

Summary: This bill increases funding for water infrastructure to control water pollution or protected drinking water. In addition, the bill revises requirements concerning the clean water state revolving fund (SRF) and the drinking water SRF. It also creates or reauthorizes several grant programs related to water infrastructure, such as grants for removing lead from drinking water.

Water Systems PFAS Liability Protection Act

Status: Has not yet been introduced in the 119th Congress.

Summary: This bill exempts specified water management entities from liability under the Comprehensive Environmental Response, Compensation, and Liability Act of 1980 (CERCLA) for releases of certain perfluoroalkyl or polyfluoroalkyl substances, commonly referred to as PFAS.

Drought Resilience Infrastructure Act

Status: Has not yet been introduced in the 119th Congress.

Summary: This legislation will provide new resources and authorities through the U.S. Army Corps of Engineers to support communities experiencing long-term drought conditions.

Water Resources Development Act (WRDA) of 2024

Status: Has not yet been introduced in the 119th Congress.

Summary: This bill authorizes, deauthorizes, and modifies various water resources feasibility studies and projects of the U.S. Army Corps of Engineers, such as studies or projects to make certain waterways more navigable, reduce flood and storm damage, restore aquatic ecosystems, maintain ports and harbors, support water supply and storage projects, construct water and wastewater infrastructure, manage recreational sites and facilities, rehabilitate dams, and support other water resources infrastructure.

Water Infrastructure Finance and Innovation Act Amendments

Status: Has not yet been introduced in the 119th Congress.

Summary: A bill to update and improve a loan program that funds critical water and wastewater infrastructure projects in Washington State

Drought Relief Obtained Using Government Help Today (DROUGHT) Act of 2024

Status: Has not yet been introduced in the 119th Congress.

Summary: This legislation will increase the federal share of Water Infrastructure Finance and Innovation Act loans from 80 percent to 90 percent for qualified disadvantaged communities experiencing severe drought.

Help Hoover Dam Act

Status: Has not yet been introduced in the 119th Congress.

Summary: This legislation will preserve Hoover Dam as an affordable energy source and strengthen the Southwest's electrical grid by giving the Bureau of Reclamation the authority to use "stranded funds" currently in the Colorado River Dam Fund to pay for operation, maintenance, and replacement projects at Hoover Dam.

Headwaters Protection Act of 2023

Status: Has not yet been introduced in the 119th Congress.

Summary: The bill reauthorizes the Water Source Protection Program (WSPP) at \$30 million annually from 2024-2028, expands the list of eligible lands and entities, lowers the non-federal match requirement for smaller private sector companies, and reduces bureaucratic hurdles for existing Watershed Restoration Action Plans.

Large-Scale Water Recycling Reauthorization and Investment Act

Status: Has not yet been introduced in the 119th Congress.

Summary: This legislation aims to reauthorize a water recycling grant program for large-scale projects in California and other western states. The bill builds on the success of water recycling projects funded by the Bipartisan Infrastructure Law, providing additional funding opportunities to boost existing projects and initiate new ones

Fix Our Forests Act

Status: Has not yet been introduced in the 119th Congress.

Summary: The bill simplifies and expedites environmental reviews for forest management projects, promotes federal, state, tribal, and local collaboration, and deters frivolous litigation that delays essential projects.

EMBER Act

Status: Has not yet been introduced in the 119th Congress.

Summary: The bill will ensure better assessment, prevention, and help for communities to manage wildfires. It focuses on modernizing wildfire policies, bolstering resilience, and enhancing restoration efforts.

Colorado River Basin System Conservation Extension Act

Status: Has not yet been introduced in the 119th Congress.

Summary: This bill will amend the Energy and Water Development and Related Agencies Appropriations Act, 2015, to reauthorize the Colorado River System conservation pilot program.

Lower Colorado River Multi-Species Conservation Program Amendment Act of 2024

Status: Has not yet been introduced in the 119th Congress.

Summary: This bill will establish an interest-bearing account for the non-Federal contributions to the Lower Colorado River Multi-Species Conservation Program. This will ensure that state contributions to conservation projects in the Lower Colorado River Basin are able to earn interest and grow before being allocated.

To eliminate federal funding for the failed California High-Speed Rail project ([H.R. 213](#)) Rep. Kevin Kiley (R-CA)

Status: House - 01/06/2025 Referred to the House Committee on Transportation and Infrastructure.

Summary: This bill will prohibit the use of Federal financial assistance for the failed California High-Speed Rail development project in the State of California.



BOARD OF DIRECTORS

Shawn Dewane
President, Division V

Marice H. DePasquale
Vice President, Division III

Jim Atkinson
Director, Division IV

Fred R. Bockmiller, P.E.
Director, Division I

James R. Fisler
Director, Division II

Mesa Water District (Mesa Water®) Projects & Programs for Potential Funding – 2025

Project Name – 1951 Cohort Pipeline Replacement *(DWSRF Application in Process)*

- Project Status - Construction Ready, Scale-able
- Project Description - Replace 22,000 feet of 4-inch through 8-inch Cement Mortar Lined & Coated (CMLC) steel pipelines with new PVC pipelines.
- Estimated Project Timing - On hold pending funding
- Estimated Project Total Cost - \$15,000,000
- Project Partner(s) - None
- Primary Project Benefits - Replace infrastructure that has reached the end of its useful life to improve the water reliability and water use efficiency of Mesa Water's distribution system in an area serving disadvantaged and multi-family residents.

Project Name – Cathodic Protection Improvements Project

- Project Status - Planning
- Project Description - Evaluate and replace/repair cathodic protection systems that have reached the end of their useful life. Cathodic protection systems help to protect buried assets, such as transmission mains, thus extending their useful life.
- Estimated Project Timing - Completion by June 2028
- Estimated Project Total Cost - \$2,500,000
- Project Partner(s) – None
- Primary Project Benefits - Project will improve the reliability and operability of the water transmission pipelines.

Project Name – Cybersecurity Project *(Approps Priority #1)*

- Project Status - Ready to Start (pending funding), Scale-able
- Project Description - Enhanced System Security including Network Protection, IT Upgrades Development and Testing, and Web Services Redundancy and Disaster Recovery
- Estimated Project Timing - On hold pending funding (target start timing calendar year 2025)
- Estimated Project Total Cost - \$4,786,000
- Project Partner(s) – None
- Primary Project Benefits - Project would improve cyber protection and data security, provide added network reliability and redundancy, and reduce online system outages and the costs of such (thus increasing work effectiveness and efficiencies).

Providing an abundance of local, reliable, clean, safe water.

1965 Placentia Avenue Costa Mesa, CA 92627

MesaWater.org



Project Name – Mainline Valves Replacement Project – Phase 2 (Approps Priority #2)

- Project Status - Construction Ready, Scale-able
- Project Description - Replace several mainline valves within the distribution system that have reached the end of their useful life. The valves replacement will improve system reliability by minimizing the number of customers impacted by a water shutdown.
- Estimated Project Timing - On hold pending funding
- Estimated Project Total Cost - \$3,000,000
- Project Partner(s) – None
- Primary Project Benefits - Project would improve the reliability and operability of the water distribution system.

Project Name – Reservoir #2 Pump Station Upgrade Project

- Project Status - Design Completed February 2023, Construction Ready
- Project Description - Several components to increase the efficiency and reliability of Reservoir #2:
 - Pump replacement and conversion of drivers from gas engines to electrical motors,
 - Pipeline surge protection system,
 - Upgrades to the reservoir electrical service through SCE,
 - Installation of back-up diesel generator systems to power the reservoirs in the event of an emergency,
 - Miscellaneous system rehabilitation and upgrades including electrical gear replacement, pipeline rehabilitation, pipeline modifications, and instrumentation.
- Estimated Project Timing - Completion by March 2027 (majority of funds not spent until 2025)
- Estimated Project Total Cost - \$9,000,000
- Project Partner(s) - None
- Primary Project Benefits - Project will modernize Mesa Water's Reservoir #2 pump station and provide a standardized pump drive and back-up power system with other pumping facilities.

Project Name – Mesa Water Reliability Facility Back-Up Power (Approps Priority #3)

- Project Status - Planning
- Project Description - Provide full back-up power for the High Lift Pump Station at the Mesa Water Reliability Facility (MWRF).
- Estimated Project Timing - On hold pending funding
- Estimated Project Total Cost - \$4,000,000
- Project Partner(s) – None
- Primary Project Benefits - Heat Emergency Response: The project would allow the MWRF's High Lift Pump Station to continue operation during a power outage. With continued operation of the pump station, the MWRF could be brought back online without interruption of water supply from the treatment facility. This would improve Mesa Water's reliability during a power outage.



Project Name – Mesa Water Local groundwater Supply Improvement Project “Local SIP”

(WaterSMART grant approved, consider high priority for design/construction phase funding)

- Project Status - Feasibility Study
- Project Description - Study (\$500,000) to determine the feasibility of developing brackish groundwater as a new water source for the Orange County Groundwater Basin (“OC Basin”, serving over 2.5 million residents in North and Central Orange County), potentially followed by planning, design, and construction.
- Estimated Project Timing - Study completion by July 2025, and the outcome would provide a framework for selecting a proposed project alternative to move into planning, design, and construction of a pilot project (Phase 1: 5-8 MGD facility).
- Project Partner(s) - Mesa Water (lead), City of Huntington Beach, City of Newport Beach, Orange County Water District
- Primary Project Benefits - Increase water supply reliability and drought resilience for Orange County, CA by providing a local reliable source of water that is not dependent on the (imported surface water from the) Colorado River or the State Water Project.

Project Name – Mesa Water Vehicle Fleet Electrification

- Project Status – Planning
- Project Description - Purchase electric vehicles as needed and install the infrastructure needed to maintain an electric vehicle fleet
- Estimated Project Timing - Completion by December 2035 (start date TBD)
- Estimated Project Total Cost - \$10,000,000
- Project Partner(s) – None
- Primary Project Benefits - Meet new state of CA requirements.

NEW Programs *(research if grant opportunities exist)*

- **Accessibility/ADA (with Transparency?)** – remodel/upgrade bathrooms, elevators, kitchens; MesaWater.org Accessibility
- **Environmental Leadership** – charging stations for staff vehicles, drought-tolerant landscaping, & LEED Certification for all District properties
- **Human Resources & Workforce Development** – DEI/Diversity Spaces Program, Intern Program, Mentoring Program, Retiree Program, Safety Program, Wellness Program (including blue light screens on computers)
- **Transparency (with Accessibility/ADA?)** – Agenda Preparation Software & Records Management Software
- **Water Education Program @ MVEC (with service area tour?)** – Adults Program (WISG) & Students Program for 5th Grade & beyond (including early elementary through college)
- **Water Use Efficiency Program** – demo gardens, rebates, resi/CII surveys, workshops



*Dedicated to
Satisfying our Community's
Water Needs*

MEMORANDUM

TO: Board of Directors
FROM: Stacy Taylor, Water Policy Manager
DATE: January 22, 2025
SUBJECT: State Advocacy Update

RECOMMENDATION

Receive and file the State Advocacy Update.

STRATEGIC PLAN

Goal #7: Actively participate in regional and statewide water issues.

PRIOR BOARD ACTION/DISCUSSION

This item is provided monthly at a Mesa Water District (Mesa Water®) Board of Directors meeting.

DISCUSSION

Attached are the State Advocacy Report and the list of State legislation that Mesa Water is tracking.

FINANCIAL IMPACT

In Fiscal Year 2025, \$445,000 is budgeted for Water Policy Support Services; \$137,095 has been spent to date.

ATTACHMENTS

Attachment A: State Advocacy Report
Attachment B: State Legislative Status Report



January 14, 2024

To: Stacy Taylor, Mesa Water District
From: Dennis Albiani and Adam Quiñonez, California Advocates
Subject: January Monthly Report

The Legislature reconvened on Monday January 6, and Governor Newsom provided early topline information on his proposed \$322.2 billion budget. With \$228.9 billion in General Fund money the Governor highlighted that State Revenues are \$16.5 billion higher than last year's projections and reiterated the mantra, no new taxes. The Department of Finance unveiled the full budget on Friday January 10, summary attached.

Though the budget proposal has been released, the Governor also called for an expansion of the current special session to include efforts to assist in recovery from the devastating Palisades, Eaton, and surrounding wildfires and help with emergency response. On Monday January 13, the Governor's Office announced the new disaster relief effort includes a proposal of at least \$2.5 billion in additional funding for emergency response to help schools rebuild and to increase wildfire preparedness. It has the support of California's State Senate Pro Tem Mike McGuire and Assembly Speaker Robert Rivas.

According to the Department of Finance, the proposal would use \$1 billion from the state's emergency reserves account, while the other \$1.5 billion would come from Proposition 4. The Legislature will also spend the next several months hearing the details of the Governor's budget proposal and will identify their priorities through budget subcommittee hearings.

Governor Newsom's January Budget - Water Highlights

California Governor Gavin Newsom's 2025-26 budget proposal outlines significant investments in water infrastructure to address the state's climate challenges, including drought, flooding, and water quality concerns. With \$2.7 billion allocated from the recently approved \$10 billion Climate Bond (Proposition 4), the budget prioritizes projects that enhance water resilience and improve public safety. However, the proposal also includes targeted reductions in water-related expenditures as part of broader budget adjustments.

Key Water Funding Allocations:

1. Dam Safety and Climate Resilience (\$231.5 million)

- Competitive grants to fund dam safety repairs, rehabilitation, and operational improvements.
- Aimed at mitigating risks posed by aging infrastructure in the face of extreme weather events.

2. **Water Quality and Safe Drinking Water (\$183.2 million)**
 - Grants and loans to improve drinking water systems, including:
 - Monitoring and remediation of harmful substances like PFAS.
 - Drought contingency plans and emergency response measures.
 - \$11.1 million earmarked for tribal water infrastructure projects.
3. **Flood Management Projects (\$173.1 million)**
 - Investments in evaluating, repairing, and expanding critical flood control infrastructure, including levees, weirs, and bypass systems.
 - Additional funding for the Flood Control Subventions Program to protect vulnerable communities.
4. **Water Reuse and Recycling (\$153.4 million)**
 - Funding for recycled water systems, including treatment and distribution facilities.
 - Multi-benefit projects that support sustainable water use.
5. **Sea Management Program (\$148.2 million)**
 - Implementation of the 10-year plan to reduce dust emissions, improve air quality, and restore habitat around the Salton Sea.
6. **Groundwater and Water Resilience Projects (\$173.5 million)**
 - Focused on replenishing groundwater basins, improving water storage capacity, and enhancing river and stream conditions.

Budget Reductions

With the passage of Prop 4, the Governor has unfortunately proposed to claw back previously committed funding for water infrastructure projects including:

1. Water Recycling Projects: A \$51 million shift from the General Fund to Climate Bond funding, offsetting previous commitments while ensuring continued progress in developing water reuse infrastructure.
2. Dam Safety Program: A \$47 million reduction in General Fund allocations, with the gap filled by Climate Bond resources to maintain program continuity.
3. Systemwide Flood Risk Reduction: A \$15 million reduction in General Fund expenditures, with redirected funds from bond allocations to support critical flood infrastructure.
4. Watershed Climate Resilience: A \$32 million reduction in General Fund spending, replaced by Climate Bond allocations to maintain ongoing efforts to restore watershed health and resilience.

These budget adjustments highlight the state’s reliance on Proposition 4 funding to meet water management needs. The Legislature will now review the Governor’s proposed budget through budget subcommittee hearings and offer their proposed priorities in return.

Key Bills

The Legislature has introduced a handful of bills that may impact water or natural resources issues. California Advocates will work with Mesa Water District staff to refine and add to the attached list.

Regulatory and Administrative Actions

Bay-Delta Plan Update

On November 1, the State Water Board released a Revised Notice of Opportunity for Public Comment and Workshop on the Draft Sacramento/Delta Updates to the Water Quality Control Plan for the San Francisco Bay/Sacramento-San Joaquin Delta Watershed (Bay-Delta Plan). The draft updates include options for incorporating a regulatory pathway, based on the proposed Plan amendments in the State Water Board’s draft Staff Report, or a pathway based on the Healthy Rivers and Landscapes Program. Additionally, the draft updates include options for two alternatives described in the draft Staff Report. The State Water Board has not yet selected a pathway for updating the Bay-Delta Plan, however, ACWA and the State Water Contractors have expressed significant concern regarding the lack of consideration for the Healthy Rivers and Landscapes Program as well as the short timeline for public input.

Public workshop dates:

- January 23 at 9:00 am

More information can be found [HERE](#).

In addition, on January 3, the State Water Board announced [technical working meetings](#) to gather further input from the water community on the draft Sacramento/Delta updates. The working meetings are intended to be informal discussions between State Water Board staff and interested parties. The meetings will be virtual; there will be no in-person location. The first meeting is on January 16, with a total of 11 meetings scheduled through March 4. Each meeting will cover different topics (e.g., inflow objective, monitoring and evaluation).

More information can be found [HERE](#).

Urban Water Management Plan Guidebook

DWR anticipates releasing a draft 2025 Urban Water Management Plan (UWMP) Guidebook in February, a revised draft in March, and a final version by July 1. To access DWR’s WUE SharePoint, which includes DWR’s proposed changes, email UWMPhelp@water.ca.gov.

Governor’s Appointments

On January 6, Governor Newsom Announced several key appointments.

- Joaquin Esquivel was reappointed to the State Water Resources Control Board. Chair Esquivel has been a board member since 2017 and was former assistant secretary for federal water policy at the California Natural Resources Agency. This position requires Senate Confirmation.

- Nichole Morgan was reappointed to the State Water Resources Control Board. Board Member Morgan has been on the board since 2021 and was previously Assistant Deputy Director of Financial Assistance for the board. This position requires Senate Confirmation.
- Jose Solorio was reappointed to the California Water Commission. Commissioner Solorio is the Director of External Affairs and Business Development for California American Water. This position requires Senate Confirmation.
- Alexandre Makler was reappointed to the California Water Commission. Commissioner Calpine has served in multiple positions at Calpine Corporation since 1999, including Executive Vice President, West. This position requires Senate Confirmation.

California Advocates, Inc. Activity Report

- Scheduling meet and greets with new legislators to take place in January – March.
- Attended LAO briefing on the Governor’s January budget proposal.
- Met with water advocates to discuss upcoming legislative session and proposals.
- Met with Senator Choi and staff to reintroduce California Advocates discuss Mesa Water District and discuss his priorities for the Legislative year.

Important Dates and Deadlines for 2025

January

- January 10 Deadline for the Governor to submit the 2025-2026 Proposed Budget.
- January 17 ACWA State Legislative Committee.
- January 21 Last day to submit bill language requests to the Office of Legislative Counsel.

February

- February 21 Last Day for bills to be introduced.

[AB 12](#)

(Wallis R) Low-carbon fuel standard: regulations.

Summary: The California Global Warming Solutions Act of 2006 establishes the State Air Resources Board as the state agency responsible for monitoring and regulating sources emitting greenhouse gases. The act requires the state board to adopt rules and regulations to achieve the maximum technologically feasible and cost-effective greenhouse gas emissions reductions to ensure that the statewide greenhouse gas emissions are reduced to at least 40% below the statewide greenhouse gas emissions limit, as defined, no later than December 31, 2030. Pursuant to the act, the state board has adopted the Low-Carbon Fuel Standard regulations. This bill would void specified amendments to the Low-Carbon Fuel Standard regulations adopted by the state board on November 8, 2024.

Position	Priority	Subject
Watch-Key		

[AB 26](#)

(DeMaio R) Eliminate the Politicians’ Perks Act of 2025.

Summary: The Political Reform Act of 1974 establishes the Fair Political Practices Commission and imposes various restrictions on public officials for the purpose of avoiding conflicts of interests. This bill would state the intent of the Legislature to enact legislation that holds elected officials accountable by prohibiting Members of the Legislature from accepting gifts or trading in individual stock, imposing a lifetime lobbying ban, eliminating exemptions for the Legislature from labor, workplace, and public record laws, and eliminating government pensions for local elected officials.

Position	Priority	Subject
Watch-Key		

[AB 43](#)

(Schultz D) Wild and scenic rivers.

Summary: Existing law requires the Secretary of the Natural Resources Agency to take specified actions relating to the addition of rivers or segments of rivers to the state’s wild and scenic rivers system if, among other things, the federal government enacts a statute that, upon enactment, would require the removal or delisting of any river or segment of a river in the state that was included in the national wild and scenic rivers system and not in the state wild and scenic rivers system. Existing law authorizes, only until December 31, 2025, the secretary to take action under these provisions to add a river or segment of a river to the state wild and scenic rivers system. Existing law requires those actions to remain in effect until December 31, 2025, except as otherwise provided. This bill would indefinitely extend the date by which the secretary is authorized to take the specified actions relating to the addition of rivers or segments of rivers to the state’s wild and scenic rivers system, as described above. The bill would also indefinitely extend the date that these actions remain in effect, except as otherwise provided.

Position	Priority	Subject
Watch-Key		

[AB 44](#)

(Schultz D) Energy: electrical demand forecasts.

Summary: Existing law requires the State Energy Resources Conservation and Development Commission, at least every 2 years, to conduct assessments and forecasts of all aspects of energy industry supply, production, transportation, delivery and distribution, demand, and prices. Existing law authorizes the commission to require the submission of demand forecasts from electrical utilities, among other entities, to perform its assessments and forecasts. This bill would state the intent of the Legislature to enact subsequent legislation that would require the commission to develop a set of technical guidance and load modification protocols to enable the state to reduce or modify its electrical demand forecast to improve grid reliability, as provided.

Position	Priority	Subject
Watch-Key		

[AB 59](#)

(Aguiar-Curry D) Reclamation District No. 108: hydroelectric power.

Summary: Existing law authorizes the formation of reclamation districts by owners of swamp and overflowed lands, salt-marsh, or tidelands, or other lands subject to flood or overflow, and by owners of land already reclaimed, or in progress of reclamation, and not included in a reclamation district. Existing law authorizes Reclamation District No. 1004, in conjunction with the County of Colusa, to construct, maintain, and operate a plant, transmission lines, and other necessary or appropriate facilities for the generation of hydroelectric power, as prescribed. Existing law requires proceeds from the sale of electricity to be utilized to retire any time warrants issued for construction of the facilities and otherwise for the powers and purposes for which the district was formed. Existing law authorizes Reclamation District No. 108 to exercise this hydroelectric power authority until January 1, 2026. This bill would authorize Reclamation District No. 108 to continue to exercise the above-described hydroelectric power authority after January 1, 2026.

Position	Priority	Subject

[AB 76](#)

(Alvarez D) Surplus land: exempt surplus land: sectional planning area.

Summary: Existing law prescribes requirements for the disposal of surplus land by a local agency. Existing law defines terms for these purposes, including, among others, "surplus land" to mean land owned in fee simple by any local agency for which the local agency's governing body takes formal action in a regular public meeting declaring that the land is surplus and is not necessary for the agency's use. Existing law defines "exempt surplus land" to mean, among other things, land that is subject to a sectional planning area, as described, and meets specified requirements, including that at least 25% of the units are dedicated to lower income households, as specified, and that is developed at an average density of at least 10 units per acre calculated with respect to the entire sectional planning area. This bill would change those requirements so that at least 25% of units that are not designated for students, faculty, or staff of an academic institution must be dedicated to lower income households, as specified, and that the land must be developed at an average density of at least 10 units per acre, calculated with respect to the entire sectional planning area and inclusive of housing designated for students, faculty, and staff of an academic institution.

Position	Priority	Subject
----------	----------	---------

[**AB 91**](#) **(Harabedian D) State and local agencies: demographic data.**

Summary: Existing law requires state agencies, boards, and commissions that collect demographic data as to the ancestry or ethnic origin of Californians to use separate collection categories and tabulations for each major Asian and Pacific Islander group and to include that data in every demographic report published on or after July 1, 2012, as specified. This bill would require state and local agencies that collect demographic data as to the ancestry or ethnic origin of Californians to use separate collection categories and tabulations for major Middle Eastern or North African groups, as specified, and, with certain exceptions, to include that data in every demographic report published on or after January 1, 2027, and to make the data available to the public. This bill contains other related provisions and other existing laws.

Position	Priority	Subject
----------	----------	---------

[**AB 93**](#) **(Papan D) Water resources: demands: artificial intelligence.**

Summary: The California Constitution declares that the general welfare requires that the water resources of the state be put to beneficial use to the fullest extent of which they are capable, and that the waste or unreasonable use or unreasonable method of use of water be prevented. This bill would express the intent of the Legislature to enact future legislation that would maintain water and energy efficiency to the extent that new technology, including, but not limited to, artificial intelligence, increases the demands on already limited resources.

Position	Priority	Subject
		Water

[**ABX1 1**](#) **(Gabriel D) Budget Act of 2024.**

Summary: The Budget Act of 2024 made appropriations for the support of state government for the 2024–25 fiscal year. This bill would amend the Budget Act of 2024 by making changes to existing appropriations, as provided. This bill contains other related provisions.

Position	Priority	Subject
----------	----------	---------

[**ACA 1**](#) **(Valencia D) Public finance.**

Summary: The California Constitution prohibits the total annual appropriations subject to limitation of the State and of each local government from exceeding the appropriations limit of the entity of government for the prior year adjusted for the change in the cost of living and the change in population. The California Constitution defines "appropriations subject to limitation" of the State for these purposes. The California Constitution establishes the Budget Stabilization Account and requires, for every fiscal year and based on the Budget Act for that fiscal year, the Controller to transfer from the General Fund to the Budget Stabilization Account, no later than October 1, a sum equal to 1.5% of the estimated amount of General Fund revenues for that fiscal year. The California Constitution requires other transfers between the General Fund and the Budget Stabilization Account, as specified. The California Constitution prohibits the amount transferred pursuant to these provisions for any fiscal year from exceeding an amount that would result in a balance in the account that, when the transfer is made, exceeds 10% of the amount of the General Fund proceeds of taxes for the fiscal year estimate, as specified. This measure would change the 1.5% required transfer to an undetermined percentage of the estimated amount of General Fund revenues for that fiscal year. The measure would change the 10% limit on the balance in the Budget Stabilization Account to 20% of the amount of the General Fund proceeds of taxes for the fiscal year estimate, as specified. The measure would specify that funds transferred under these provisions to the Budget Stabilization Account do not constitute appropriations subject to the above-described annual appropriations limit.

Position	Priority	Subject
Watch-Key		

SB 31

(McNerney D) Water quality: water recycling facilities: state policy.

Summary: Existing law states the intention of the Legislature that the state undertake all possible steps to encourage development of water recycling facilities so that recycled water may be made available to help meet the growing water requirements of the state. This bill would make a nonsubstantive change to that statement.

Position

Bill Review

Priority

Subject

Water

Total Measures: 11

Total Tracking Forms: 11



*Dedicated to
Satisfying our Community's
Water Needs*

MEMORANDUM

TO: Board of Directors
FROM: Stacy Taylor, Water Policy Manager
DATE: January 22, 2025
SUBJECT: Orange County Update

RECOMMENDATION

Receive and file the Orange County Update.

STRATEGIC PLAN

Goal #7: Actively participate in regional and statewide water issues.

PRIOR BOARD ACTION/DISCUSSION

This item is provided monthly at a Mesa Water District (Mesa Water®) Board of Directors meeting.

DISCUSSION

Mesa Water's governmental relations program includes monitoring local and regional political issues and policy-setting authorities (i.e., County of Orange, Orange County Local Agency Formation Commission, etc.). Attached is the monthly Orange County report.

FINANCIAL IMPACT

In Fiscal Year 2025, \$445,000 is budgeted for Water Policy Support Services; \$137,095 has been spent to date.

ATTACHMENTS

Attachment A: The County of Orange Report

The County of Orange Report

Prepared for Mesa Water District

January 14, 2025

by Lewis Consulting Group



Orange County Board December Highlights

The OC Board of Supervisors held two meetings in the month of December - December 3rd and December 17th. The most consequential item was the swearing-in of new Supervisor Janet Nguyen. The former State Senator and now newly elected supervisor again, wasted no time in making her presence known. In her previous Board experience, Supervisor Nguyen was keenly involved in the structure and governance of CAL-OPTIMA, Orange County's massive health agency, which offers health insurance programs for low income individuals, families, seniors and people with disabilities. It provides coverage through programs like Medi-Cal, providing services for over 25% of Orange County's population.

Supervisor Nguyen wanted to "tap the brakes" on a request from the CAL-OPTIMA Board of Directors to take first steps in allowing them to also participate in Covered California. Their desire is to take necessary action to be able to join in January 2027. Supervisor Nguyen aggressively grilled staff about their time line and need for further study. Her not too subtle message was "I'm back!" The Board yielded to her request and granted a two week delay before the final vote.

Board Chairman Don Wagner announced new committee appointments for the new term, but curiously no one stepped up to join him in serving on OCLAFCO. Aside from Chairman Wagner's service, there are vacancies for the second full Board seat, as well as the alternate position. For the last several year, Supervisors have seemed to dislike serving on LAFCO.

One additional item of note, the Board of Supervisors quietly removed from the agenda the delegation of investment authority from Orange County Treasurer Shari Freidenrich. The investment delegation has been in the past a non-controversial near ministerial act. The County action has been clouded in secrecy and no one is going "on the record" to say why this action has been taken. Without the delegation to the County Treasurer, the investment authority will now reside with the County C.E.O.





PPIC

PUBLIC POLICY
INSTITUTE OF CALIFORNIA

California Post Election Survey

Right on the heels of the November 5th Presidential election, the Public Policy Institute of California conducted a statewide survey titled *Californians and Their Economic Well-Being*. The survey was conducted November 6th - 22nd and they queried 2,344 California adults. A survey sample this size, yields a margin of error of +/- 3.1% with a confidence of 95%.

This survey was instructive as the overall pessimistic tone might help explain that despite losing in California, Donald Trump, exceeded polling expectations. One has to wonder how much the recent rash of Los Angeles County fires would have impacted results if the survey had been taken at a later date. In particular, one would expect a significant decline in the “right direction/wrong direction” responses. The overall tone of pessimism was apparent with 56% of respondents who think bad financial times are expected in the next twelve months. 26% of respondents have considered moving out of California. The overall sense of pessimism is apparent with the 52% who believe the “American Dream” once held true, but no longer is. That is magnified by the 70% who believe their children will be worse off financially than themselves.

Another issue explored dealt with attitudes towards artificial intelligence. A slight majority (52%) have an unfavorable opinion of the disruptive technology with 52% fearing a loss of jobs in their chosen field of employment.

There are a series of public policy questions that indicate Californians still want to spend even more on government programs. Only the concept of a \$1,000 per month universal stipend failed to attain majority support. California adults do view combating inflation as a priority with 52% saying its very high priority and another 32% describing it as a high priority. The importance and intensity of this issue undoubtedly helped bolster the Trump electoral tally. Below are some of the survey questions and responses:

How much of the time can you trust the state government to do what is right when it comes to handling the issue of jobs and the economy?

- 6% just about always
- 37% most of the time
- 56% only some of the time
- 1% don't know

Do you think things in California are generally going in the right direction or the wrong direction?

- 44% right direction
- 56% wrong direction
- 1% don't know

Turning to economic conditions in California, do you think that during the next 12 months we will have good times financially or bad times?

- 42% good times
- 56% bad times
- 2% don't know

Does the lack of well-paying jobs make you and your family seriously consider moving away from the part of California you live in now?

- 5% yes, seriously considered moving to another part of California
- 21% yes, seriously considered moving outside of California
- 73% no, have not seriously considered moving
- 1% don't know

Now thinking about your own personal finances, would you say that you and your family are financially better off, worse off, or just about the same as you were a year ago?

- 19% better off
- 29% worse off
- 52% about the same
- don't know

On another topic, do you think the American Dream—that if you work hard you'll get ahead—still holds true, never held true, or once held true but does not anymore?

- 33% still holds true
- 15% never held true
- 52% once held true, but not anymore
- 1% don't know

Do you think the American Dream is easier to achieve in California than elsewhere in the US or harder to achieve?

- 12% easier to achieve
- 62% harder to achieve
- 26% about the same
- 1% don't know

When children today in California grow up, do you think they will be better off or worse off financially than their parents?

- 28% better off
- 70% worse off
- 2% don't know

How often, if ever, do you worry about you or someone in your family losing their job.

- 8% every day
- 7% almost every day
- 30% sometimes
- 26% rarely
- 29% never
- don't know

How often, if ever, do you worry about the cost of health care for you and your family.

- 9% every day
- 10% almost every day
- 36% sometimes
- 21% rarely
- 24% never
- don't know

How often, if ever, do you worry about the cost of housing for you and your family.

- 14% every day
- 12% almost every day
- 33% sometimes
- 18% rarely
- 22% never
- don't know

How often, if ever, do you worry about paying bills.

- 11% every day
- 9% almost every day
- 26% sometimes
- 25% rarely
- 28% never
- don't know

How often, if ever, do you worry about the amount of debt you have.

- 13% every day
- 11% almost every day
- 25% sometimes
- 21% rarely
- 30% never
- don't know

How often, if ever, do you worry about being able to save enough for your retirement.

- 15% every day
- 13% almost every day
- 37% sometimes
- 15% rarely
- 20% never
- don't know

Do you have a favorable or unfavorable opinion of AI or artificial intelligence?

- 45% favorable
- 52% unfavorable
- 3% don't know

How concerned are you about the possibility of AI resulting in you losing your job, or having your hours or salary cut?

- 9% very concerned
- 24% somewhat concerned
- 40% not very concerned
- 27% not at all concerned
- don't know

Do you think that advances in artificial intelligence (AI) will increase or decrease the number of jobs available in the industry that you are currently employed in?

- 8% increase
- 52% decrease
- 38% have no effect
- 2% don't know

Do you favor or oppose a government policy to make college tuition free at both public two-year and four-year colleges?

66% favor
34% oppose
– don't know

Would you favor or oppose a government policy to eliminate college debt?

58% favor
41% oppose
1% don't know

Do you favor or oppose increasing government funding so that child care programs are available for more lower-income working parents?

76% favor
23% oppose
1% don't know

Do you favor or oppose increasing government funding for job training programs so that more workers have the skills they need for today's jobs?

79% favor
20% oppose
1% don't know

Would you favor or oppose the government offering a health insurance plan, similar to Medicare, that Americans can choose to purchase instead of private insurance?

78% favor
21% oppose
1% don't know

Do you favor or oppose the government expanding the eligibility and payments of the Earned Income Tax Credit for lower-income working families and individuals?

74% favor
24% oppose
2% don't know

Would you favor or oppose the federal government providing a guaranteed income, sometimes called a "Universal Basic Income," of about \$1,000 a month for all adult citizens, whether or not they work?

47% favor
52% oppose
1% don't know

Do you favor or oppose a policy that would increase the current minimum wage from \$15 per hour to \$16 in 2024 and subsequently by \$1 each year until it reaches \$18?

62% favor
37% oppose
1% don't know

Do you favor or oppose a policy that would give first-time homebuyers \$25,000 to put toward a down payment?

62% favor
37% oppose
1% don't know

In recent years, some companies have adopted diversity, equity, and inclusion programs, or “DEI programs.” Do you think it’s a good thing or a bad thing for companies to adopt these programs?

63% good thing
34% bad thing
4% don’t know

These days, do you feel optimistic or pessimistic that Americans of different political views can still come together and work out their differences?

35% optimistic
63% pessimistic
1% don’t know

When considering economic priorities for the next president, please tell me if each of the following should be very high priority, a high priority, medium priority, low priority, or very low priority. Building an economy that gives every American a chance to succeed.

45% very high priority
35% high priority
13% medium priority
3% low priority
2% very low priority
– don’t know

Getting costs and inflation under control.

52% very high priority
32% high priority
11% medium priority
3% low priority
2% very low priority
– don’t know



COUNTY TIDBITS

- ◆ The special election to fill the vacancy in *Janet Nguyen’s* former State Senate seat [SD 36] has been set for February 25, 2025. The four candidates who will appear on the ballot are: Huntington Beach Councilmember *Tony Strickland*, business owner *John Briscoe*, disability rights advocate *Julie Diep* and attorney *Jimmy Pham*. As of now, *Strickland* appears to have the inside track.
- ◆ Supervisor *Don Wagner* is campaigning to succeed *Fred Whitaker* as Orange County Republican Party Chairman. He is facing off against Newport Beach City Councilmember *Will O’Neill*. *O’Neill* was out of the gate first, and may have the edge.
- ◆ Sifting through the ashes of L.A.’s two major fires, I highly recommend a most comprehensive article on the fire’s root causes [“Why Los Angeles is Burning”](https://www.AmericanUnwon.com) www.AmericanUnwon.com



ORANGE COUNTY
LAFCO January Meeting

The January 8th meeting of LAFCO had a controversy-free agenda. The highlights of the meeting included the swearing-in of new City commissioner Peggy Huang and the re-election of Don Wagner and Wendy Bucknum to serve as 2025 Chair and Vice Chair respectively.

Adoption of the Commission's quarterly finance report and their 2023/2024 audited financial statement along with the mid-year work plan were all unanimously approved. Staff indicated comments on MWDOC/OCWD merger study may be discussed at the March meeting.

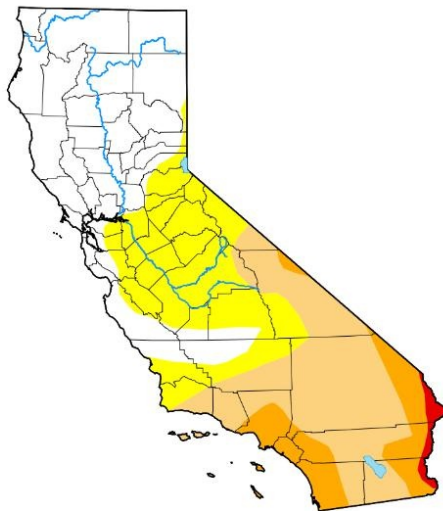
On another LAFCO related measure, about 30 county LAFCO's including Orange County have written letters to Cal-LAFCO once again expressing their strong disagreement over perceived lack of transparency, lack of notice in making key restructuring moves and opposition to some of the moves themselves. In the letter, the local LAFCO's threaten to stop paying dues to the state organization. Stay tuned. . .

Drought Officially Returns

Despite heavy rain in Northern California alleviating all drought there, the rain remained North and Southern California has plunged back into drought. Drought conditions along with Santa Ana winds were the two major reasons for the Los Angeles infernos.

California

[Home](#) / California



Map released: Thurs. January 9, 2025

Data valid: January 7, 2025 at 7 a.m. EST

Intensity

- None
- D0 (Abnormally Dry)
- D1 (Moderate Drought)
- D2 (Severe Drought)
- D3 (Extreme Drought)
- D4 (Exceptional Drought)
- No Data

Authors

United States and Puerto Rico

Author(s):

[Brad Pugh](#), NOAA/CPC

Pacific Islands and Virgin Islands

Author(s):

[Richard Tinker](#),

NOAA/NWS/NCEP/CPC