



*Dedicated to  
Satisfying our Community's  
Water Needs*

**AGENDA  
MESA WATER DISTRICT  
BOARD OF DIRECTORS  
Wednesday, December 11, 2024  
1965 Placentia Avenue, Costa Mesa, CA 92627  
4:30 p.m. Regular Board Meeting**

**Teleconference Site:  
510 Water Street  
Tampa, FL 33602**

**Members of the public may attend and participate in the meeting at both locations.  
Notice will be posted on the door at the teleconference site.**

**CALL TO ORDER**

**PLEDGE OF ALLEGIANCE**

**PUBLIC COMMENTS**

**Items Not on the Agenda:** Members of the public are invited to address the Board regarding items which are not appearing on the posted agenda. Each speaker shall be limited to three minutes. The Board will set aside 30 minutes for public comments for items not appearing on the posted agenda.

**Items on the Agenda:** Members of the public shall be permitted to comment on agenda items before action is taken, or after the Board has discussed the item. Each speaker shall be limited to three minutes. The Board will set aside 60 minutes for public comments for items appearing on the posted agenda.

**ITEMS TO BE ADDED, REMOVED, OR REORDERED ON THE AGENDA**

At the discretion of the Board, all items appearing on this agenda, whether or not expressly listed as an Action Item, may be deliberated and may be subject to action by the Board.

**CONSENT CALENDAR ITEMS:**

Approve all matters under the Consent Calendar by one motion unless a Board member, staff or a member of the public requests a separate action.

1. Approve minutes of adjourned regular Board meeting of October 29, 2024.
2. Approve minutes of regular Board meeting of November 13, 2024.
3. Approve attendance considerations (additions, changes, deletions).
4. Board Schedule:
  - Conferences, Seminars and Meetings
  - Board Calendar
  - Upcoming Community Outreach Events
5. Receive and file the Developer Project Status Report.
6. Receive and file the Mesa Water and Other Agency Projects Status Report.
7. Receive and file the Water Quality Call Report.
8. Receive and file the Outreach Update.



9. Receive and file the Accounts Paid Listing.
10. Receive and file the Monthly Financial Reports.
11. Confirm the Board of Directors' Regular Board Meeting schedule for Calendar Year 2025 and cancel the May 14, 2025, November 26, 2025 and December 24, 2025 Board of Directors' Meetings.
12. Approve a proclamation honoring Marek Pelka for his dedicated and committed service to Mesa Water District.

**PRESENTATION AND DISCUSSION ITEMS:**

13. FREE CHLORINE CONVERSION EFFICACY:

**Recommendation: Receive the presentation.**

14. REQUESTS FOR WILL-SERVE LETTERS:

**Recommendation: Receive the presentation.**

15. SOCIAL MEDIA CONSULTING SERVICES:

**Recommendation: Approve a six-month contract extension with Westbound Communications for \$60,000 to provide Social Media Consulting Services.**

**ACTION ITEMS:**

16. CHANDLER & CRODDY WELLS AND PIPELINE PROJECT:

**Recommendation: Approve a contract amendment to Butier Engineering, Inc.'s On-Call Professional Construction Management and Inspection Services for an amount not to exceed \$150,000 for continued Construction Management and Inspection Services for the Chandler & Croddy Wells and Pipeline Project.**

17. PUBLIC AFFAIRS CONSULTING SERVICES:

**Recommendation: Approve a contract renewal with Brenda Deeley PR, LLC from January 1, 2025 to March 31, 2025 for an amount not to exceed \$30,000 to provide Public Affairs Consulting Services.**

18. SPECIAL LEGAL COUNSEL SERVICES:

**Recommendation: Approve legal fees to Meyers Nave, A Professional Corporation for an amount not to exceed \$20,000 to provide Special Legal Counsel Services regarding *Irvine Ranch Water District v. Orange County Water District*.**



**REPORTS:**

19. REPORT OF THE GENERAL MANAGER:
  - November Key Indicators Report
20. DIRECTORS' REPORTS AND COMMENTS

**INFORMATION ITEMS:**

21. CUSTOMER INFORMATION SYSTEM UPDATE
22. FEDERAL ADVOCACY UPDATE
23. STATE ADVOCACY UPDATE
24. ORANGE COUNTY UPDATE
25. DIRECTORS' REPORTS (AB 1234) PER CA GOVERNMENT CODE SECTION 53232.3(D)

**CLOSED SESSION:**

26. CONFERENCE WITH GENERAL LEGAL COUNSEL – PENDING LITIGATION:  
Pursuant to California Government Code Sections 54956.9(d)(4) and 54954.5(b)  
Number of Cases: 1  
*Ferreira Construction Co. Inc. v. Mesa Water District, et al*

*In compliance with California law and the Americans with Disabilities Act, if you need disability-related modifications or accommodations, including auxiliary aids or services in order to participate in the meeting, or if you need the agenda provided in an alternative format, please call the District Secretary at (949) 631-1205. Notification 48 hours prior to the meeting will enable Mesa Water District (Mesa Water®) to make reasonable arrangements to accommodate your requests.*

*Members of the public desiring to make verbal comments using a translator to present their comments into English shall be provided reasonable time accommodations that are consistent with California law.*

*Agenda materials that are public records, which have been distributed to a majority of the Mesa Water Board of Directors (Board), will be available for public inspection at the District Boardroom, 1965 Placentia Avenue, Costa Mesa, CA and on Mesa Water's website at [www.MesaWater.org](http://www.MesaWater.org). If materials are distributed to the Board less than 72 hours prior or during the meeting, the materials will be available at the time of the meeting.*

**ADJOURN TO A REGULAR BOARD MEETING SCHEDULED FOR WEDNESDAY, JANUARY 8, 2025 AT 4:30 P.M.**



Dedicated to  
Satisfying our Community's  
Water Needs

**MINUTES OF THE BOARD OF DIRECTORS  
MESA WATER DISTRICT  
Tuesday, October 29, 2024  
1965 Placentia Avenue, Costa Mesa, CA 92627  
3:30 p.m. Adjourned Regular Board Meeting**

**CALL TO ORDER**

The meeting of the Board of Directors was called to order at 3:30 p.m. by President Dewane.

**PLEDGE OF ALLEGIANCE**

Director Fisler led the Pledge of Allegiance.

**Directors Present**

Shawn Dewane, President  
Marice H. DePasquale, Vice President  
Jim Atkinson, Director  
Fred R. Bockmiller, P.E., Director  
James R. Fisler, Director

**Directors Absent**

None

**Staff Present**

Paul E. Shoenberger, P.E., General Manager  
Denise Khalifa, Chief Administrative Officer/  
District Secretary  
Marwan Khalifa, CPA, MBA, Chief Financial Officer/  
District Treasurer  
Andrew D. Wiesner, P.E., District Engineer  
Tyler Jernigan, Water Operations Manager  
Stacy Taylor, Water Policy Manager  
Kurt Lind, Business Administrator

**Others Present**

Edward Ring, Executive Director, California Policy Center  
Harry C. Lorick, P.E., Owner, LA Consulting, Inc.

**PUBLIC COMMENTS**

President Dewane asked for public comments on items not on the agenda.

There was no public present and President Dewane proceeded with the meeting.

**ITEMS TO BE ADDED, REMOVED, OR REORDERED ON THE AGENDA**

General Manager Shoenberger reported that there were no items to be added, removed, or reordered on the agenda. There were no objections.

**ACTION ITEMS:**

1. THE TRANSFORMATIVE POWER OF BALLOT INITIATIVES:

GM Shoenberger provided an overview of the topic and introduced California Policy Center Executive Director Edward Ring who proceeded with a presentation that highlighted the following:

- The Water Infrastructure Funding Act
- What Happened?
- Lesson Learned
- Current Messages
- Current New Policy Ideas
- Current Target Audience
- Current Communications
- New Ballot Initiative – Basic Requirements
- New Ballot Initiative – Timeline
- New Ballot Initiative – Budget
- Goals

Mr. Ring responded to questions from the Board and they thanked him for the presentation.

No action was taken on this item.

2. FISCAL YEAR 2024 DISTRICT-WIDE PERFORMANCE AUDIT:

Business Administrator Lind introduced LA Consulting, Inc. Owner Harry C. Lorick who proceeded with a presentation that highlighted the following:

- Annual Performance Audit: The Road to Gold
- Administrative Services & Human Resources
- Customer Services
- Engineering
- Financial Services
- Public Affairs
- Water Operations
- District Fiscal
- Overview
- Overall Score
- Conclusion

Messrs. Lorick and Lind responded to questions from the Board and they thanked them for the presentation.

## MOTION

Motion by Vice President DePasquale, second by Director Bockmiller, to eliminate the Mesa Water District Fiscal section of the District-Wide Annual Performance Audit. The Board directed staff to develop a standalone report for the AAA rating metrics and to agendaize the topic at a future Board meeting. Motion passed 5 – 0.

### 3. REGIONAL WATER ISSUES:

District Engineer Wiesner provided a presentation that highlighted the following:

- Interagency Water Transfers:
  - What is the Need?
  - Potential Regulatory Issues
  - How Much Can Mesa Water Supply?
  - Potential Savings
  - Next Steps
- New Local Water Supply Feasibility Study: “Local SIP”:
  - Potential Source Locations
  - Santa Ana River Cross Section
  - TDS Contour Map – Layer 1
  - Grant Funding and Project Partners
  - Project Update
  - 5 mgd Facility
  - Regional Pipeline
  - Regional Water Costs (Order of Magnitude)
  - Next Steps

Mr. Wiesner responded to questions from the Board and they thanked him for the presentation.

No action was taken on this item.

### 4. FACILITY DEDICATIONS:

## MOTION

Motion by Director Bockmiller, second by Vice President DePasquale, to direct staff to replace the Karl Kemp Reservoir plaque with one that mirrors the existing plaque, except the listed Board of Directors will be those who voted for the reservoir’s construction; and install the two existing Mesa Water Reliability Facility plaques in a new location on the west wall of the Nanofiltration Building. Motion passed 5 – 0.

### 5. FISCAL YEAR 2024 STRATEGIC PLAN STATUS:

GM Shoenberger provided a brief overview of the topic.

Discussion ensued amongst the Board.

GM Shoenberger responded to questions from the Board and they thanked him for the information.

No action was taken on this item.

**REPORTS:**

6. REPORT OF THE GENERAL MANAGER
7. DIRECTORS' REPORTS AND COMMENTS

**INFORMATION ITEMS:**

8. LEGAL AND LEGISLATIVE UPDATE

Water Policy Manager Taylor provided a brief overview of the topic.

Ms. Taylor responded to questions from the Board and they thanked her for the information.

President Dewane announced the Board was going into Closed Session at 6:12 p.m.

**CLOSED SESSIONS:**

9. CONFERENCE WITH SPECIAL LEGAL COUNSEL – POTENTIAL LITIGATION:  
PURSUANT TO GOVERNMENT CODE SECTIONS 54956.9(d)(4) and 54954.5(b)

The Board will meet in Closed Session with staff to consider potential civil actions and/or regulatory proceedings which may be brought against Mesa Water District.

10. PURSUANT TO CALIFORNIA GOVERNMENT CODE SECTION 54957.6:  
PUBLIC EMPLOYEE PERFORMANCE EVALUATION  
TITLE: GENERAL MANAGER

The Board returned to Open Session at 8:00 p.m.

District Secretary Khalifa announced the Board conducted Closed Session Item 9 with the General Manager, District Secretary and Water Operations Manager pursuant to California Government Code Sections 54956.9(d)(4) and 54954.5(b). The Board received information and provided direction to staff.

District Secretary Khalifa announced the Board conducted Closed Session Item 10 with the General Manager and District Secretary pursuant to California Government Code Section 54957.6. Action will be taken under Item 11.

**ACTION ITEMS (CONT.):**

11. ANNUAL PERFORMANCE EVALUATION FOR THE GENERAL MANAGER:

Following the completion of the October 29, 2024 Closed Session, the Board approved a motion affecting the General Manager's salary and benefits; however, by motion passed by the Board at the November 13, 2024 meeting, the Board has superseded all actions previously taken at the October 29, 2024 workshop. Please see the November 13, 2024 Board meeting minutes for action taken on this matter.

President Dewane adjourned the meeting at 8:03 p.m. to a Regular Board Meeting scheduled for Wednesday, November 13, 2024 at 4:30 p.m.

Approved:

---

Shawn Dewane, President

---

Denise Khalifa, District Secretary

Unapproved





Dedicated to  
Satisfying our Community's  
Water Needs

**MINUTES OF THE BOARD OF DIRECTORS  
MESA WATER DISTRICT  
Wednesday, November 13, 2024  
1965 Placentia Avenue, Costa Mesa, CA 92627  
4:30 p.m. Regular Board Meeting**

**CALL TO ORDER**

The meeting of the Board of Directors was called to order at 4:30 p.m. by Acting President DePasquale.

**PLEDGE OF ALLEGIANCE**

Director Atkinson led the Pledge of Allegiance.

**Directors Present**

Shawn Dewane, President *(teleconference, disconnected between 4:55 p.m – 5:32 p.m.)*  
Marice H. DePasquale, Acting President  
Jim Atkinson, Director  
Fred R. Bockmiller, P.E., Director  
James R. Fisler, Director

**Directors Absent**

None

**Staff Present**

Paul E. Shoenberger, P.E., General Manager  
Denise Khalifa, Chief Administrative Officer/  
District Secretary  
Marwan Khalifa, CPA, MBA, Chief Financial Officer/  
District Treasurer  
Andrew D. Wiesner, P.E., District Engineer  
Tyler Jernigan, Water Operations Manager  
Stacy Taylor, Water Policy Manager  
Kurt Lind, Business Administrator  
Anthony Phou, Controller  
Rob Anslow, Partner, Atkinson, Andelson, Loya, Ruud & Romo

**Others Present**

Riley Greenlee, CPA, Manager, Lance, Soll & Lunghard, LLP

District Secretary Khalifa stated one Mesa Water Director was attending the meeting via teleconference.

For each action, a roll call vote was taken in accordance with California Government Code Section 54953(b)(2) which states, "all votes taken during a teleconferenced meeting shall be by roll call."

**PUBLIC COMMENTS**

Acting President DePasquale asked for public comments on items not on the agenda.

There was no public present and Acting President DePasquale proceeded with the meeting.

**ITEMS TO BE ADDED, REMOVED, OR REORDERED ON THE AGENDA**

General Manager Shoenberger reported that there were no items to be added, removed, or reordered on the agenda.

**CONSENT CALENDAR ITEMS:**

1. Approve minutes of regular Board meeting of October 9, 2024.
2. Approve minutes of regular Board meeting of October 23, 2024.
3. Approve attendance considerations (additions, changes, deletions).
4. Board Schedule:
  - Conferences, Seminars and Meetings
  - Board Calendar
  - Upcoming Community Outreach Events
5. Receive and file the Developer Project Status Report.
6. Receive and file the Mesa Water and Other Agency Projects Status Report.
7. Receive and file the Water Quality Call Report.
8. Receive and file the Accounts Paid Listing.
9. Receive and file the Fiscal Year 2025 First Quarter Financial Update.
10. Receive the Quarterly Training Report of July 1, 2024 to September 30, 2024.
11. Approve a contract renewal with Van Scoyoc Associates, Inc. for an amount not to exceed \$135,000 annually to provide Federal Government Advocacy Consulting Services through December 31, 2025, with up to four additional 1-year renewals available.
12. Approve support for the proposed updates to the California Special Districts Association bylaws, and direct staff to cast the District's ballot.
13. Authorize Vice President Marice H. DePasquale as the voting representative and President Shawn Dewane as the alternate, to cast the vote on proposed Amended and Restated Bylaws of the Association of California Water Agencies.

Director Atkinson requested to pull Item 4. There were no objections.

**MOTION**

Motion by Director Atkinson, second by Director Fisler, to approve Items 1 – 3 and 5 – 13 of the Consent Calendar. Motion passed 5 – 0, by the following roll call vote:

AYES:	DIRECTORS	Atkinson, Bockmiller, Fisler, Dewane, DePasquale
NOES:	DIRECTORS	None
ABSTAIN:	DIRECTORS	None
ABSENT:	DIRECTORS	None

**ITEM 4 – Board Schedule:**

Motion by Director Atkinson, second by Director Bockmiller, to consider moving the Election of Board Officers to the January 8, 2025 Board meeting.

Discussion ensued amongst the Board.

MOTION

Motion by Director Atkinson, second by Director Bockmiller, to direct staff to schedule a Special Board meeting on Friday, December 6, 2024 at 1:30 p.m. for the purpose of holding the Oath of Office and Election of Board Officers. Motion passed 5 – 0, by the following roll call vote:

AYES:	DIRECTORS	Atkinson, Bockmiller, Fisler, Dewane, DePasquale
NOES:	DIRECTORS	None
ABSTAIN:	DIRECTORS	None
ABSENT:	DIRECTORS	None

MOTION

Motion by Director Atkinson, second by Director Bockmiller, to approve Item 4 of the Consent Calendar, with modifications to the Board Schedule. Motion passed 5 – 0, by the following roll call vote:

AYES:	DIRECTORS	Atkinson, Bockmiller, Fisler, Dewane, DePasquale
NOES:	DIRECTORS	None
ABSTAIN:	DIRECTORS	None
ABSENT:	DIRECTORS	None

**PRESENTATION AND DISCUSSION ITEMS:**

14. FISCAL YEAR 2024 AUDIT RESULTS AND ANNUAL FINANCIAL REPORT:

Chief Financial Officer Khalifa introduced Lance, Soll & Lunghard, LLP Manager Riley Greenlee who proceeded with a presentation that highlighted the following:

- Scope of Engagement
- Results of Audit
- Financial Highlights

Mr. Greenlee responded to questions from the Board and they thanked him for the presentation.

MOTION

Motion by Director Bockmiller, second by Director Atkinson, to approve Mesa Water District's audited financial statements for the fiscal year ended June 30, 2024 and direct staff to finalize the Fiscal Year 2024 Annual Financial Report, with a modification to the management letter. Motion passed 4 – 1, by the following roll call vote:

AYES:	DIRECTORS	Atkinson, Bockmiller, Fisler, DePasquale
NOES:	DIRECTORS	None
ABSTAIN:	DIRECTORS	None
ABSENT:	DIRECTORS	Dewane

**ACTION ITEMS:**

15. MESA WATER EDUCATION CENTER STUDENT EDUCATION PROGRAM:

MOTION

Motion by Director Bockmiller, second by Acting President DePasquale, to approve a contract amendment with Brian Builders STEM Education, Inc. for \$26,500 for a total contract amount not to exceed \$121,669 to provide completion of the updated scope of work regarding Mesa Water Education Center's Student Education Program. Motion passed 4 – 1, by the following roll call vote:

AYES:	DIRECTORS	Atkinson, Bockmiller, Fisler, DePasquale
NOES:	DIRECTORS	None
ABSTAIN:	DIRECTORS	None
ABSENT:	DIRECTORS	Dewane

16. COMMUNICATIONS EQUIPMENT AND SERVICE POLICY:

MOTION

Motion by Director Fisler, second by Acting President DePasquale, to adopt Resolution No. 1598 Revising the Communications Equipment and Service Policy Superseding Resolution No. 1553. Motion passed 4 – 1, by the following roll call vote:

AYES:	DIRECTORS	Atkinson, Bockmiller, Fisler, DePasquale
NOES:	DIRECTORS	None
ABSTAIN:	DIRECTORS	None
ABSENT:	DIRECTORS	Dewane

17. UPDATING THE SCHEDULE OF POSITIONS AND SALARY RATE RANGES:

MOTION

Motion by Acting President DePasquale, second by Director Bockmiller, to adopt Resolution No. 1599 Updating the Schedule of Positions and Salary Rate Ranges Superseding Resolution No. 1576. Motion passed 4 – 1, by the following roll call vote:

AYES:	DIRECTORS	Atkinson, Bockmiller, Fisler, DePasquale
NOES:	DIRECTORS	None
ABSTAIN:	DIRECTORS	None
ABSENT:	DIRECTORS	Dewane

**REPORTS:**

18. REPORT OF THE GENERAL MANAGER

- October Key Indicators Report

19. DIRECTORS' REPORTS AND COMMENTS

**RECESS**

Acting President DePasquale declared a recess at 5:21 p.m.

The Board meeting reconvened at 5:30 p.m.

**INFORMATION ITEMS:**

20. RATE ADJUSTMENT COMMUNICATION
21. CLAIM OF MELINDA TODERO
22. CLAIM OF KELLY BALMER
23. CLAIM OF JOHN DOYEL
24. FISCAL YEAR 2024 ANNUAL REIMBURSEMENT REPORT
25. FEDERAL ADVOCACY UPDATE
26. STATE ADVOCACY UPDATE
27. ORANGE COUNTY UPDATE
28. DIRECTORS' REPORTS (AB 1234) PER CA GOVERNMENT CODE SECTION 53232.3(D)

Acting President DePasquale announced the Board was going into Closed Session at 5:32 p.m.

**CLOSED SESSION:**

29. PURSUANT TO CALIFORNIA GOVERNMENT CODE SECTION 54957.6  
PUBLIC EMPLOYEE PERFORMANCE EVALUATION  
TITLE: GENERAL MANAGER

The Board returned to Open Session at 5:38 p.m.

District Secretary Khalifa announced the Board conducted one Closed Session with the General Manager pursuant to California Government Code Section 54957.6. Action will be taken under Item 30.

**ACTION ITEMS (CONT.):**

30. ANNUAL PERFORMANCE EVALUATION FOR THE GENERAL MANAGER:

**MOTION**

Motion by President Dewane, second by Acting President DePasquale, to approve the following modifications to the General Manager's contract and compensation:

- Approve an 8.5% increase, effective September 20, 2024;

- Approve a one-time performance incentive of \$20,000, to be paid in the pay period ending December 26, 2024; and
- Direct staff to reflect in the October 29, 2024 Board meeting minutes that the Board's action passed on November 13, 2024 supersedes any action previously taken by the Board on October 29, 2024.

Motion passed 5 – 0, by the following roll call vote:

AYES:	DIRECTORS	Atkinson, Bockmiller, Fisler, Dewane, DePasquale
NOES:	DIRECTORS	None
ABSTAIN:	DIRECTORS	None
ABSENT:	DIRECTORS	None

Acting President DePasquale adjourned the meeting at 5:40 p.m. to a Regular Board Meeting scheduled for Wednesday, December 11, 2024 at 4:30 p.m.

Approved:

---

Shawn Dewane, President

---

Denise Khalifa, District Secretary

Recording Secretary: Sharon D. Brimer



*Dedicated to  
Satisfying our Community's  
Water Needs*

## MEMORANDUM

TO: Board of Directors  
FROM: Denise Khalifa, Chief Administrative Officer  
DATE: December 11, 2024  
SUBJECT: Attendance at Conferences, Seminars, Meetings and Events

---

### RECOMMENDATION

In accordance with Ordinance No. 36, adopted October 23, 2024, authorize attendance at conferences, seminars, meetings and events.

### STRATEGIC PLAN

- Goal #1: Provide an abundant, local, reliable and safe water supply.
- Goal #2: Perpetually renew and improve our infrastructure.
- Goal #3: Be financially responsible and transparent.
- Goal #4: Increase favorable opinion of Mesa Water.
- Goal #5: Attract, develop and retain skilled employees.
- Goal #6: Provide excellent customer service.
- Goal #7: Actively participate in regional and statewide water issues.

### PRIOR BOARD ACTION/DISCUSSION

At its June 12, 2024 meeting, the Board of Directors (Board) approved the Fiscal Year 2025 attendance at Conferences, Seminars, Meetings and Events.

### DISCUSSION

During the discussion of this item, if any, the Board may choose to delete any item from the list and/or may choose to add additional conferences, seminars, meetings, or events for approval, subject to available budget or additional appropriation.

### FINANCIAL IMPACT

None.

### ATTACHMENTS

None.

**2025 CONFERENCES, SEMINARS, AND MEETINGS:**

<b>February 3, 2025</b>	
CMUA Annual Capitol Day	
Sacramento, CA	
<b>February 5 - 6, 2025</b>	
CalDesal Annual Conference	<i>DePasquale</i>
Sacramento, CA	
<b>February 24 - 27, 2025</b>	
Jt. CA-NV AWWA/AMTA Spring Conference	
Long Beach, CA	
<b>February 25 - 27, 2025</b>	
ACWA Washington D.C. Conference	
Washington, D.C.	
<b>February 26 - 28, 2025</b>	
Urban Water Institute Spring Conference	<i>Atkinson, DePasquale</i>
Palm Springs, CA	
<b>March 16 - 19, 2025</b>	
WaterReuse Symposium	
Tampa, FL	
<b>March 26, 2025</b>	
ACWA Legislative Symposium	
Sacramento, CA	
<b>April 6 - 8, 2025</b>	
CMUA Annual Conference	
Anaheim, CA	
<b>April 7 - 9, 2025</b>	
Public-Private Partnership Conference	
Dallas, TX	
<b>April 7 - 10, 2025</b>	
AWWA CA-NV Water Conference of the West	
Anaheim, CA	
<b>May 13 - 15, 2025</b>	
ACWA JPIA Spring Conference	
Monterey, CA	
<b>May 20 - 21, 2025</b>	
CSDA Legislative Days	
Sacramento, CA	
<b>June 2 - 20, 2025</b>	
Harvard Senior Executives in State and Local Government	
Cambridge, MA	
<b>June 8 - 11, 2025</b>	
AWWA ACE25 Conference	
Denver, CO	
<b>August 25 - 28, 2025</b>	
CSDA Annual Conference	
Monterey, CA	



# December 2024

December 2024							January 2025						
Su	Mo	Tu	We	Th	Fr	Sa	Su	Mo	Tu	We	Th	Fr	Sa
1	2	3	4	5	6	7	5	6	7	1	2	3	4
8	9	10	11	12	13	14	12	13	14	15	16	17	18
15	16	17	18	19	20	21	19	20	21	22	23	24	25
22	23	24	25	26	27	28	26	27	28	29	30	31	
29	30	31											

SUNDAY	MONDAY	TUESDAY	WEDNESDAY	THURSDAY	FRIDAY	SATURDAY
Dec 1	2 8:30am MWDOC Planning & Operations Committee Meeting (IN PERSON & VIRTUAL)	3 7:30am R/S to 12/10 ISDOC Executive Committee Meeting 6:00pm R/S to 12/5 - Costa Mesa City	4 Payday 8:30am Canceled - Jt. MWDOC/MWD 5:30pm Canceled -	5 12:00pm Canceled - 6:00pm R/S from 12/3 - Costa Mesa City Council Meeting	6 7:30am R/S to 12/13 - 1:30pm Special Board Meeting (Boardroom)	7
8	9 12:00pm Executive Committee Meeting (Panian Room) 5:00pm R/S to 12/16 IRWD Board Meeting (IN PERSON & VIRTUAL)	10 7:30am R/S from 12/3 ISDOC Executive Committee Meeting 8:00am OCBC Infrastructure Committee Meeting	11 8:15am Canceled - LAFCO Meeting (400) 8:30am MWDOC Admin & Finance Committee 12:00pm OCWD Water 4:30pm Board Meeting	12 Pay Period Ends 12:00pm OCWD Admin & Finance (IN PERSON & VIRTUAL)	13 7:30am R/S from 12/6 - WACO	14
15	16 5:00pm R/S from 12/9 IRWD Board Meeting	17 7:30am WACO Planning Committee Meeting (VIRTUAL) 6:00pm ? Costa Mesa City Council Meeting (IN PERSON & VIRTUAL)	18 Payday 8:30am MWDOC Board Meeting (IN PERSON & VIRTUAL) 5:30pm OCWD Board Meeting (IN PERSON & VIRTUAL)	19 8:30am MWDOC Executive Committee (IN PERSON & VIRTUAL)	20	21
22	23 5:00pm CANCELED IRWD Board Meeting (IN PERSON & VIRTUAL)	24 District Holiday	25 District Holiday	26 Pay Period Ends	27	28
29	30	31 District Holiday	Jan 1, 25	2	3	4

# January 2025

January 2025							February 2025						
Su	Mo	Tu	We	Th	Fr	Sa	Su	Mo	Tu	We	Th	Fr	Sa
			1	2	3	4							1
5	6	7	8	9	10	11	2	3	4	5	6	7	8
12	13	14	15	16	17	18	9	10	11	12	13	14	15
19	20	21	22	23	24	25	16	17	18	19	20	21	22
26	27	28	29	30	31		23	24	25	26	27	28	

SUNDAY	MONDAY	TUESDAY	WEDNESDAY	THURSDAY	FRIDAY	SATURDAY
Dec 29	30	31	Jan 1, 25 District Holiday Payday 8:30am Jt. MWDOC/MWD 5:30pm OCWD Board Meeting (IN PERSON)	2 12:00pm OCWD Communications/Legislative (IN PERSON & VIRTUAL)	3 7:30am WACO (VIRTUAL)	4
5	6 8:30am MWDOC Planning & Operations 12:00pm Executive Committee Meeting (Panian Conference)	7 7:30am ISDOC Executive Committee Meeting (VIRTUAL) 6:00pm Costa Mesa City Council Meeting (IN PERSON & VIRTUAL)	8 8:15am LAFCO Meeting (400 W. Civic Center) 8:30am MWDOC Admin & Finance Committee 12:00pm OCWD Water 4:30pm Board Meeting	9 Pay Period Ends 12:00pm OCWD Admin & Finance (IN PERSON & VIRTUAL)	10	11
12	13 5:00pm IRWD Board Meeting (IN PERSON & VIRTUAL)	14 9:00am ACC-OC Energy, Environment and Water Committee Meeting (VIRTUAL)	15 Payday 8:30am MWDOC Board Meeting (IN PERSON & VIRTUAL) 5:30pm OCWD Board Meeting (IN PERSON)	16 8:30am MWDOC Executive Committee (IN PERSON & VIRTUAL)	17	18
19	20 District Holiday	21 7:30am WACO Planning Committee Meeting (VIRTUAL) 6:00pm Costa Mesa City Council Meeting (IN PERSON & VIRTUAL)	22 8:30am Jt. MWDOC/OCWD Planning Meeting (IN PERSON & VIRTUAL) 4:30pm Board Meeting (Boardroom)	23 Pay Period Ends 11:30am ISDOC Quarterly Event (MWDOC/OCWD Joint Boardroom)	24	25
26	27 5:00pm IRWD Board Meeting (IN PERSON & VIRTUAL)	28	29 Payday	30	31	Feb 1

# February 2025

February 2025							March 2025						
Su	Mo	Tu	We	Th	Fr	Sa	Su	Mo	Tu	We	Th	Fr	Sa
						1							1
2	3	4	5	6	7	8	2	3	4	5	6	7	8
9	10	11	12	13	14	15	9	10	11	12	13	14	15
16	17	18	19	20	21	22	16	17	18	19	20	21	22
23	24	25	26	27	28		23	24	25	26	27	28	29
							30	31					

SUNDAY	MONDAY	TUESDAY	WEDNESDAY	THURSDAY	FRIDAY	SATURDAY	
Jan 26	27	28	29	30	31	Feb 1	
2	3 CMUA Annual Capitol Day (Sacramento, CA) 8:30am MWDOC Planning & Operations Committee Meeting	4 7:30am ISDOC Executive Committee Meeting 8:00am OCBC Infrastructure 6:00pm Costa Mesa City Council Meeting (IN	5 CalDesal Conference (Temecula, CA) 8:30am Jt. MWDOC/MWD 12:00pm Executive Committee Meeting 5:30pm OCWD Board	6 Pay Period Ends 12:00pm OCWD Communications/Legislative (IN PERSON & VIRTUAL)	7 7:30am WACO (VIRTUAL)	8	
9	10 5:00pm IRWD Board Meeting (IN PERSON & VIRTUAL)	11	12 Payday 8:15am LAFCO Meeting (400 W Civic Center) 8:30am MWDOC Admin 12:00pm OCWD Water 4:30pm Board Meeting	13 12:00pm OCWD Admin & Finance (IN PERSON & VIRTUAL)	14	15	
16	17 District Holiday	18 7:30am WACO Planning Committee Meeting (VIRTUAL) 6:00pm Costa Mesa City Council Meeting (IN PERSON & VIRTUAL)	19 8:30am MWDOC Board Meeting (IN PERSON & VIRTUAL) 5:30pm OCWD Board Meeting (IN PERSON & VIRTUAL)	20 Pay Period Ends 8:30am MWDOC Executive Committee (IN PERSON & VIRTUAL)	21	22	
23	24 5:00pm IRWD Board Meeting (IN PERSON & VIRTUAL)	JT. CA-NV AWWA/AMTA Spring Conference (Long Beach, CA) ACWA Washington D.C. Conference (Washington, D.C.) Urban Water Institute Spring Conference (Palm Springs, CA)			27 Payday 4:30pm Board Meeting (Boardroom)	28	Mar 1



## UPCOMING COMMUNITY OUTREACH EVENTS

Event	Date & Time	Location
Children's Water Education Festival	Wednesday & Thursday, April 23-24, 2025	Oak Canyon Park 5305 Santiago Canyon Road Silverado, CA 92676

## DEVELOPER PROJECT STATUS REPORT

PROJECT STATUS - DEVELOPER PROJECTS			
Will Serve Letter Request	960 W. 16th Street	38 Residential Single Family residence	Architect requested a Will Serve letter on 11/7/24. (12/3/24)
Will Serve Letter Request	2193-2195 Pacific Avenue	10-lot Small Subdivision with 3 Story SFH	Architect requested a Will Serve letter on 11/13/24. (12/3/24)
Will Serve Letter Request	Within the Fairview Development Center	Southern Region Emergency Operations Center (SREOC)	Within the Fairview Development Center. (12/3/24)
C0013-24-01	Fairview Park	Park	Application for New Service submitted on 3/14/24. 1st plan check submitted on 3/13/24 and returned on 4/28/24. 2nd plan check submitted on 5/3/24 and returned on 5/14/24. Badger meter ordered on 5/14/24. (12/3/24)
C0013-25-01	1250 Maple Drive	Ketchum-Libolt Park	Application for New Service submitted on 11/25/24. 1st plan check submitted on 11/25/24 and returned on 11/30/24. (12/3/24)
C0013-25-02	782 Shalimar Drive	Shalimar Park	Application for New Service submitted on 11/27/24. 1st plan check submitted on 11/27/24. (12/3/24)
C0014-24-02	600 Town Center Drive	Water Pipeline	Application for New Service submitted on 11/28/23 and plan check fee is not required. 1st plan check submitted on 12/1/23 and returned on 12/21/23. 2nd plan check submitted on 1/23/24 and returned on 1/31/24. 3rd plan check submitted on 5/22/24 and returned on 5/24/24. 4th plan check submitted on 7/18/24 and returned on 8/1/24. 5th plan check submitted on 8/8/24 and returned on 8/23/24. 6th plan check submitted on 9/16/24 and returned on 9/22/24. Permit submitted on 11/12/24. (12/3/24)
C0102-20-02	3550 Cadillac Avenue	Commercial	Plans received and plan check fees paid on 11/25/19. 1st plan check 11/25/19 and redlines emailed on 12/4/19. Issued plan check termination to owner due to non-responsiveness to complete plan check. 2nd plan check on 7/2/20 and returned on 7/5/20. 3rd plan check on 7/25/21 and returned on 7/31/21. 4th plan check on 8/24/21 and returned on 8/29/21. 5th plan check on 10/11/21 and returned on 10/12/21. 6th plan check on 10/22/21 and returned on 10/23/21. 7th plan check received 2/15/22 and returned on 2/17/22. 8th plan check submitted on 7/20/23. Permit issued on 8/17/23. (12/3/24)
C0158-21-01	396 E. 21st Street	Mobile Home Park	Plan check fees paid on 8/13/20 and Application for New Service submitted on 8/7/20. 1st plan check submitted on 7/30/20 and returned on 8/15/20. 2nd plan check submitted on 9/2/20 was rejected. Revised 2nd plan check submitted on 9/10/20 and returned on 9/12/20. Issued permit on 10/27/20. Precon held on 5/27/21. Extending permit for 6 months. Inspector dispatched to check job progress on 11/15/21 and 6/17/22. Work order created to check site and verify if any water-related work has begun on 7/18/23. Precon held on 1/23/24. (12/3/24)

## DEVELOPER PROJECT STATUS REPORT

PROJECT STATUS - DEVELOPER PROJECTS			
C0183-21-01	148 E. 22nd Street	St. Mary Armenian Church	Plan check fee received on 2/4/21 and Application for New Service received on 6/22/21. 1st plan check submitted on 6/22/21 and returned on 7/3/21. 2nd plan check submitted on 9/15/21 and returned on 9/18/21. Permit issued on 11/16/21. Precon completed 2/7/22 and project to be built in 2 phases. Test shutdown on 2/11/22. Shutdown to cut-in tee completed on 2/14/22. Chlorination flush, swab, pressure test done on 2/22/22, and chlorination flush again on 2/23/22. Inspector dispatched to check job progress on 6/17/22. Precon for new phase of construction held on 9/27/22. Precon held with new contractor on 3/22/23. Shutdown for abandonment performed on 5/3/23. Contractor called for meter installs on 7/13/23. Refresher precon held with new contractor on 11/29/23. Met onsite with contractor to go over 2" service install on Virginia Place on 2/13/24. Installed 2" service on 4/15/24. Backflow placement checked on 5/1/24. (12/3/24)
C0202-21-01	1910 Federal Avenue	Single Family Home	Application for New Service submitted on 5/18/21 and plan check fee submitted on 5/18/21. 1st plan check submitted on 5/25/21 and returned on 6/3/21. 2nd plan check submitted on 8/30/21 and returned on 8/30/21. 3rd plan check submitted on 8/31/21 and returned on 9/1/21. Permit issued on 3/7/22. Precon held on 11/17/22. Water utility work scheduled to begin in January 2024. Precon held on 1/17/24. (12/3/24)
C0216-22-01	2750 Bristol Street	Commercial Property	Application for New Service submitted on 8/17/21 and waiting for plan check fee. 1st plan check submitted on 8/17/21 and returned on 8/20/21. 2nd plan check submitted on 8/20/21 and returned on 9/7/21. Permit issued on 8/31/22. Precon held on 12/8/22. Work order created to check site and verify if any water-related work has begun on 7/18/23. Precon held on 4/22/24 and a refresher precon held on 6/27/24. Excavations inspected on 11/3/24. (12/3/24)
C0239-22-01	2263 Rutgers Drive	Single Family Home	Application for New Service and plan check fee submitted on 11/4/21. 1st plan check submitted on 11/4/21 and returned on 11/5/21. 2nd plan check submitted on 12/23/21 and returned to 12/24/21. 3rd plan check submitted on 2/6/22 and returned on 2/8/22. Revised 3rd plan check submitted 3/7/22 and returned on 3/8/22. Permit issued on 5/24/22. Work order created to check site and verify if any water-related work has begun on 7/18/23. Precon held on 10/23/23. Inspector dispatched to re-check utilities on 3/19/24. (12/3/24)

## DEVELOPER PROJECT STATUS REPORT

PROJECT STATUS - DEVELOPER PROJECTS			
C0270-22-01	2113 Thurin Street	Single Family Home	Application for New Service submitted on 3/18/22 and plan check fee submitted on 4/14/22. 1st plan check submitted on 3/18/22 and returned on 4/25/22. 2nd plan check submitted 10/25/22 and returned on 10/26/22. Permit issued on 12/20/22. Precon held on 5/22/23. Contractor still awaiting final City approval. (12/3/24)
C0274-22-01	120 Albert Place	Apartment Complex	Application for New Service submitted on 4/19/22 and plan check fee submitted on 4/29/22. 1st plan check submitted on 4/19/22 and returned on 4/29/22. 2nd plan check submitted on 5/31/22 and returned on 5/31/22. 3rd plan check submitted on 8/22/22 and returned on 8/22/22. 6th plan check submitted on 10/28/22 and returned on 10/29/22. Permit issued on 12/20/22. Work order created to check site and verify if any water-related work has begun on 7/18/23. Precon held on 4/24/24. Services installed and meter upgraded on 5/1/24. (12/3/24)
C0280-22-01	3303 Hyland Avenue	Tesla Charging Stations	Application for New Service submitted on 6/13/22 and no plan check fee as the infrastructure is for the City of Costa Mesa. 1st plan check submittal on 6/13/22 and returned on 6/14/22. Permit issued on 8/15/22. Precon held on 9/6/22. Trench excavation inspections to supervise Edison utility construction on 10/24/22, 10/25/22, 10/26/22, 10/31/22, 11/1/22, 11/3/22, and again on 11/17/22. Currently waiting for construction to begin on the other side of the street. Work order created to check site and verify if any water-related work has begun on 7/18/23. (12/3/24)
C0282-22-01	Fairview Road Medians	OC405 - Medians for City of Costa Mesa	Application for New Service submitted on 6/20/22 and no plan check fee as the infrastructure is for the City of Costa Mesa. 1st plan check submitted on 10/12/22 and returned on 10/16/22. 2nd plan check submitted on 11/3/22 and returned on 11/25/22. 3rd plan check revised 2nd plan check which was submitted on 12/18/22. 4th Plan Check submitted on 12/21/22 and returned on 12/22/22. 5th plan check submitted on 1/30/23 and returned on 2/5/23. Permit issued on 4/10/23. Precon held on 4/17/23. Backflow testing to unlock one of the meters on 5/15/23. (12/3/24)
C0283-22-01	2167 Miner Street	Two Single Family Homes	Application for New Service submitted on 6/21/22 and plan check fee submitted on 6/30/22. 1st plan check submittal on 6/23/22 and returned on 7/18/22. 2nd plan check submittal on 7/18/22 and returned on 7/19/22. 3rd plan check submittal on 1/5/23 and returned on 1/8/23. 4th plan check submittal on 1/10/23 and returned on 1/10/23. 5th plan check submitted on 1/11/23 and returned on 1/11/23. 6th plan check submitted on 4/8/23 and returned on 4/16/23. Permit issued on 5/16/23. (12/3/24)

## DEVELOPER PROJECT STATUS REPORT

PROJECT STATUS - DEVELOPER PROJECTS			
C0301-23-01	1993 Church Street	Apartment Complex	Application for New Service submitted on 9/9/22 and plan check fee submitted on 9/14/22. 1st plan check submitted on 9/9/22 and returned on 9/18/22. 2nd plan check submitted on 9/29/22 and returned on 10/2/22. 3rd plan check submitted on 10/9/22 and returned on 10/10/22. 4th plan check submitted on 10/21/22 and returned on 10/23/22. Permit issued on 12/20/22. Precon held on 5/17/23. Refresaher precon held on 10/14/24. (12/3/24)
C0304-23-01	2845 Mesa Verde Drive E	Church	Application for New Service submitted on 9/24/22 and waiting for plan check fee. 1st plan check submitted on 11/7/22 and returned on 11/12/22. 2nd plan check submitted on 1/19/23 and returned on 1/22/23. 3rd Plan Check submitted on 1/25/23 ad returned on 2/5/23. 4th plan check submitted on 9/5/23 and returned on 9/5/23. Permit issued on 10/30/23. Precon held on 7/10/24. (12/3/24)
C0307-23-01	1968 Raymond Avenue	Single Family Home	Application for New Service submitted on 10/12/22 and plan check fee submitted on 10/14/22. 1st plan check submitted on 10/21/22 and returned on 10/23/22. 2nd plan check submitted on 6/26/23. (12/3/24)
C0315-23-01	3098 College Avenue	Single Family Home	Application for New Service submitted on 11/1/22 and plan check fee submitted on 11/3/22. 1st plan check submitted on 11/1/22 and returned on 11/6/22. 2nd plan check submitted 11/28/22 and returned 11/29/22. 3rd plan check submitted 12/7/22 and returned on 12/13/22. 4th plan check submitted on 7/14/23 and returned on 7/18/23. Permit issued on 8/17/23. Precon held on 11/20/23. (12/3/24)
C0325-23-01	482 Costa Mesa Street	Single Family Home	Application for New Service submitted on 11/15/22 and plan check fee submitted on 11/11/22. 1st plan check submitted on 11/22/22 and returned on 11/23/22. 2nd plan check submitted on 11/29/22 and returned on 11/30/22. Permit issued on 1/3/23. Precon held on 5/11/23. (12/3/24)
C0326-23-01	259 E. 21st Street	Accessory Dwelling Unit (ADU)	Application for New Service submitted on 11/18/22 and plan check fee submitted 11/19/22. 1st plan check submitted on 11/14/22 and returned on 11/20/22. 2nd plan check submitted on 11/22/22 and returned on 11/23/22. 3rd plan check submitted on 2/21/23 and returned on 2/21/23. 3rd plan check submitted on 4/1/24 and returned on 4/3/24. (12/3/24)
C0331-23-01	216 E. 18th Street	Single Family Home	Application for New Service submitted on 12/01/22 and plan check fee submitted 1/4/23. 1st plan check submitted on 12/1/22 and returned on 12/13/22. (12/3/24)



## DEVELOPER PROJECT STATUS REPORT

PROJECT STATUS - DEVELOPER PROJECTS			
C0333-23-01	305 Flower Street	Single Family Home	Application for New Service submitted on 12/15/22 and plan check fee submitted on 12/7/22. 1st plan check submitted on 12/7/22 and returned on 12/18/22. 2nd plan check submitted on 1/14/23 and returned on 1/15/23. 3rd plan check submitted on 1/16/23 and returned on 1/16/23. 4th plan check submitted on 7/3/24 and returned on 7/7/24. 5th plan check submitted on 7/11/24 and returned on 7/14/24. Permit issued on 8/1/24. Precon held on 8/6/24. (12/3/24)
C0335-23-01	2050 President Place	Single Family Home	Application for New Service submitted on 12/13/22 and plan check fee received on 1/11/23. 1st plan check submitted on 12/13/22 and returned on 12/18/22. 2nd plan check submitted on 12/21/22 and returned on 1/12/23. 3rd plan check submitted 11/28/23 and returned on 12/2/23. Permit issued on 12/13/2023. (12/3/24)
C0336-23-01	899 Darrell Street	Single Family Home	Application for New Service submitted on 12/19/22 and waiting for plan check fee to be submitted. 1st plan check submitted on 12/16/22 and returned on 12/26/22. 2nd plan check submitted on 1/6/23 and returned on 1/8/23. Permit issued on 2/12/24. (12/3/24)
C0337-23-01	3350 Avenue of the Arts	Commercial	Application for New Service submitted on 1/5/23 and waiting for plan check fee to be submitted. 1st plan check submitted on 12/20/22 and returned on 1/16/23. 2nd plan check submitted on 4/13/23 and returned on 4/16/23. (12/3/24)
C0338-23-01	723 W. Wilson Street	Two ADUs	Application for New Service submitted on 1/8/23 and plan check fee submitted on 1/12/23. 1st plan check submitted on 1/8/23 and returned on 1/15/23. 2nd plan check submitted on 1/16/23 and returned on 1/16/23. Permit issued 3/13/23. Precon held on 9/6/23. (12/3/24)
C0339-23-01	3176 Country Club Drive	Single Family Home	Application for New Service submitted on 1/7/23 and waiting for plan check fee to be submitted. 1st plan check submitted on 1/7/23 and returned on 1/15/23. 2nd plan check submitted on 1/17/23 and returned on 1/22/23. (12/3/24)
C0340-23-01	2570 Fordham Drive	Single Family Home	Application for New Service submitted on 1/9/23 and waiting for plan check fee to be submitted. 1st plan check submitted on 10/20/22 and returned on 1/15/23. 2nd plan check submitted on 11/14/23 and returned on 11/14/23. 3rd plan check submitted on 11/17/23 and returned 11/18/23. Permit issued on 11/27/23. (12/3/24)

## DEVELOPER PROJECT STATUS REPORT

PROJECT STATUS - DEVELOPER PROJECTS			
C0342-23-01	459 E. 18th Street	Single Family Home	Application for New Service submitted on 1/11/23 and waiting for plan check fee to be submitted. 1st plan check submitted on 1/11/23 and returned on 1/16/23. 2nd plan check submitted on 1/18 and returned on 1/22/23. 3rd plan check submitted on 11/10/23 and returned on 11/10/23. 4th plan check submitted on 11/16/23 and returned on 11/16/23. Permit issued on 1/22/24. (12/3/24)
C0352-23-01	3160 Bermuda Drive	Single Family Home with ADU	Application for New Service submitted on 1/30/23 and plan check fee submitted on 1/26/23. 1st plan check submitted on 1/29/23 and returned on 2/5/23. 2nd plan check submitted on 2/10/23 and returned on 2/11/23. (12/3/24)
C0354-23-01	1016 Concord Street	ADU	Application for New Service submitted on 1/29/23 and waiting for plan check fee. 1st plan check submitted on 1/29/23 and returned on 2/5/23. 2nd plan check submitted on 3/3/23 and returned on 3/5/23. (12/3/24)
C0356-23-01	707 Center Street	ADU	Application for New Service submitted on 10/20/22 and plan check fee paid 1/30/23. 1st plan check submitted on 12/02/22 and returned on 2/5/23. 2nd plan check submitted on 2/10/23 and returned on 2/10/23. (12/3/24)
C0358-23-01	571 Park Drive	ADU	Application for New Service and plan check fee were submitted on 2/1/23. 1st plan check submitted on 2/23/23 and returned 2/25/23. 2nd plan check submitted on 3/9/23 and returned on 3/11/23. (12/3/24)
C0359-23-01	307 Colleen Place	Single Family Home with ADU	Application for New Service submitted on 2/3/23 and plan check fee submitted 2/6/23. 1st plan check submitted on 2/6/23 and returned on 2/8/23. 2nd plan check submitted on 3/7/23 and returned on 3/11/23. 3rd plan check submitted on 9/21/23 and returned on 9/24/23. (12/3/24)
C0361-23-01	341 Westbrook Place	Single Family Home	Application for New Service submitted on 2/10/23 and waiting for plan check fee to be submitted. 1st plan check submitted on 2/10/23 and returned on 2/11/23. 2nd plan check submitted on 2/12/23 and returned on 2/13/23. Permit issued on 4/14/23. Precon held on 10/4/23. (12/3/24)
C0362-23-01	337 E. 20th Street	Single Family Home	Application for New Service submitted on 2/10/23 and waiting for plan check fee to be submitted. 1st plan check submitted on 2/10/23 and returned on 2/11/23. 2nd plan check submitted on 2/12/23 and returned on 2/13/23. 3rd plan check submitted on 2/17/23 and returned on 2/18/23. Permit issued on 6/5/23. (12/3/24)

## DEVELOPER PROJECT STATUS REPORT

PROJECT STATUS - DEVELOPER PROJECTS			
C0363-23-01	174 E. 19th Street	Single Family Home	Waiting for Application for New Service and plan check fee submitted on 2/17/23. 1st plan check submitted on 2/20/23 and returned on 2/20/23. 2nd plan check submitted on 2/20/23 and returned on 2/20/23. (12/3/24)
C0364-23-01	2356 Cornell Drive	Single Family Home, ADU with Junior Accessory Dwelling Unit (JADU)	Waiting for both Application for New Service and plan check fee to be submitted. Waiting for 1st plan check to be submitted. (12/3/24)
C0366-23-01	2339 Colgate Drive	Single Family Home with Studio	Application for New Service submitted on 2/24/23 and waiting for plan check fee to be submitted. 1st plan check submitted 2/24/23 and returned on 2/25/23. 2nd plan check submitted on 3/2/23 and returned on 3/5/23. Permit issued on 5/16/23. (12/3/24)
C0367-23-01	1828 Samar Drive	Single Family Home	Application for New Service submitted on 3/30/23 and plan check fee submitted on 2/28/23. 1st plan check submitted on 3/30/23 and returned on 4/2/23. 2nd plan check submitted on 5/3/23 and returned on 5/4/23. Permit issued on 7/17/23. (12/3/24)
C0370-23-01	891 Presidio Drive	ADU	Application for New Service and plan check fee submitted on 3/14/23. 1st plan check submitted on 3/14/23 and returned on 3/26/23. 2nd plan check submitted on 3/29/23 and returned on 4/1/23. (12/3/24)
C0372-23-01	3565 Cadillac Avenue	Commercial	Application for New Service submitted on 3/17/23 and waiting for plan check fee to be submitted. 1st plan check submitted on 3/17/23 and returned on 3/26/23. 2nd plan check submitted on 3/30/23 and returned on 4/2/23. (12/3/24)
C0373-23-01	549 Bernard Street	4 Single Family Homes	Application for New Service submitted on 3/20/23 and waiting for plan check fee to be submitted. 1st plan check submitted on 3/20/23 and returned on 3/26/23. 2nd plan check submitted on 4/12/23 and returned on 4/16/23. 3rd plan check submitted on 9/7/23 and returned on 9/10/23. 4th plan check submitted on 10/6/23 and returned on 10/6/23. Permit issued on 6/17/24. (12/3/24)
C0374-23-01	2323 Placentia Avenue	Estancia High School - New Auditorium	Application for New Service submitted on 3/25/23 and plan check fee submitted on 3/22/23. 1st plan check submitted on 3/25/23 and returned on 3/26/23. 2nd plan check submitted on 3/29/23 and returned on 4/2/23. Permit issued on 6/5/23. Permit deadlined extended to 6/1/25. (12/3/24)
C0375-23-01	965 Junipero Drive	Single Family Home	Application for New Service submitted on 3/22/23 and waiting for plan check fee to be submitted. 1st plan check submitted on 3/22/23 and returned on 3/26/23. 2nd plan check submitted on 3/30/23 and returned on 4/1/23. Permit issued on 8/31/23. (12/3/24)

## DEVELOPER PROJECT STATUS REPORT

PROJECT STATUS - DEVELOPER PROJECTS			
C0377-23-01	3129 Country Club Drive	Senior Living Complex	Waiting for Application for New Service and plan check fee to be submitted. 1st plan check submitted on 3/24/23 and returned on 4/8/23. 2nd plan check submitted on 4/21/23 and returned on 5/2/23. 3rd plan check submitted on 11/20/24. (12/3/24)
C0384-23-01	467 Magnolia Street	Single Family Home	Application for New Service submitted on 4/21/23 and plan check fee submitted via wire on 5/8/23. 1st plan check submitted on 4/26/23 and returned on 5/5/23. 2nd plan check submitted on 6/4/23 and returned on 6/12/23. 3rd plan check submitted on 9/27/23 and returned on 10/8/23. Permit issued on 11/9/23. (12/3/24)
C0386-23-01	1020 Grove Place	Single Family Home	Application for New Service submitted on 4/26/23 and plan check fee submitted on 4/26/23. 1st plan check submitted on 4/25/23 and returned on 5/7/23. (12/3/24)
C0387-23-01	471 Magnolia Street	Single Family Home	Application for New Service submitted on 4/26/23 and plan check fee submitted on 5/2/23. 1st plan check submitted on 4/26/23 and returned on 5/7/23. 3rd plan check submitted on 12/1/23 and returned on 12/3/23. Permit issued on 12/27/23. (12/3/24)
C0388-23-01	1978 Meyer Place and 1979 Anaheim Avenue	8 Townhomes	Application for New Service submitted on 4/26/23 and waiting for plan check fee to be submitted. 1st plan check submitted on 4/26/23 and returned on 5/5/23. 2nd plan check submitted on 6/18/23 and returned on 6/20/23. 3rd plan check submitted on 10/26/23 and returned on 11/2/23. Permit issued on 12/27/23. Precon held on 1/10/24. (12/3/24)
C0389-23-01	3144 Coolidge Avenue	Single Family Home	Application for New Service submitted on 4/28/23 and plan check fee submitted on 5/10/23. 1st plan check submitted on 4/28/23 and rejected. Revised 1st plan check submitted on 5/8/23 and returned on 5/9/23. 2nd plan check submitted on 5/18/23 and returned on 5/18/23. (12/3/24)
C0392-23-01	209 Flower Street	ADU	Application for New Service and plan check fee submitted on 5/11/23. 1st plan check submitted on 4/24/23 and returned on 5/18/23. 2nd plan check submitted on 5/31/23 and returned on 6/4/23. Permit submitted on 6/29/23. Precon held on 8/10/23. (12/3/24)
C0397-23-01	433 16th Place	Single Family Home	Application for New Service and plan check submitted on 6/7/23. 1st plan check submitted on 6/27/23 and returned on 7/2/23. 2nd plan check submitted 8/25/23 and returned on 8/27/23. Permit issued on 12/13/23. (12/3/24)

## DEVELOPER PROJECT STATUS REPORT

PROJECT STATUS - DEVELOPER PROJECTS			
C0399-23-01	1115 Valley Circle	ADU	Application for New Service submitted on 6/12/23 and plan check fee submitted on 6/13/23. 1st plan check submitted on 6/5/23 and returned on 6/22/23. 2nd plan check submitted on 6/26/23 and returned on 6/27/23. Permit issued on 8/7/23. Precon held on 8/14/23. (12/3/24)
C0400-23-01	3258 Oregon Avenue	Single Family Home	Application for New Service submitted on 6/20/23 and plan check fee submitted on 6/12/23. 1st plan check submitted on 6/19/23 and returned on 6/22/23. 2nd plan check submitted on 8/15/23 and returned on 8/20/23. (12/3/24)
C0401-23-01	362 Hamilton Street	ADU	Application for New Service submitted on 6/20/23 and plan check fee submitted on 6/27/23. 1st plan check submitted on 6/19/23 and returned on 6/22/23. 2nd plan check submitted on 7/5/23 and returned on 7/6/23. 3rd plan check submitted on 9/16/24 and returned on 9/22/24. (12/3/24)
C0402-23-01	362 Rochester Street	ADU	Application for New Service submitted on 6/20/23 and plan check fee submitted on 6/20/23. 1st plan check submitted on 6/18/23 and returned on 6/22/23. 2nd plan check submitted on 6/26/23 and returned on 6/27/23. (12/3/24)
C0403-23-01	2929 Harbor Boulevard	Commercial	Application for New Service submitted on 6/20/23 and plan check fee submitted on 6/27/23. 1st plan check submitted on 6/20/23 and returned on 7/23/23. 1st plan check revised and submitted on 10/8/23. 2nd plan check provided on 11/17/23 and returned on 11/18/23. 3rd plan check provided on 3/20/24 and returned on 3/22/24. Permit issued on 4/9/24. Precon held on 9/11/24. Excavations inspected on 10/30/24 and again on 11/3/24. (12/3/24)
C0404-23-01	2784 Bluebird Drive	Single Family Home	Application for New Service submitted on 6/21/23 and plan check fee submitted on 6/21/23. 1st plan check submitted on 6/20/23 and returned on 6/22/23. 2nd plan check submitted on 6/23/23 and returned on 6/23/23. Permit issued on 8/7/23. Precon held on 6/13/24. (12/3/24)
C0407-23-01	167 Cabrillo Street	Commercial	Application for New Service submitted on 6/27/23 and plan check fee submitted on 6/27/23. 1st plan check submitted on 6/27/23 and returned on 7/2/23. 2nd plan check submitted on 10/30/23 and returned on 11/2/23. 3rd plan check submitted on 11/28/23 and returned on 12/2/23. Permit issued on 12/13/23. Precon held on 4/4/24. Service installed and meter upgraded and locked off on 4/8/24. (12/3/24)
C0410-24-01	1165 Boise Way	ADU and JADU	Application for New Service submitted on 7/3/2023 and the plan check fee was submitted on 7/20/23. 1st plan check submitted on 7/3/23 and returned on 7/9/23. 2nd plan check submitted on 8/4/23 and returned on 8/6/23. Permit issued on 12/2/24. (12/3/24)

## DEVELOPER PROJECT STATUS REPORT

PROJECT STATUS - DEVELOPER PROJECTS			
C0413-24-01	865 Senate Street	Single Family Home	Waiting for Application for New Service and the plan check fee was submitted on 7/6/23. Waiting for the 1st plan check to be submitted. (12/3/24)
C0415-24-01	3084 College Avenue	Single Family Home	Application for New Service submitted on 7/11/23 and the plan check fee was submitted on 7/6/23. 1st plan check submitted on 7/22/23 and returned on 7/26/23. (12/3/24)
C0417-24-01	932 Capital Street	Single Family Home	Application for New Service submitted on 7/25/23 and the plan check fee was submitted on 7/25/23. 1st plan check submitted on 7/25/23 and returned on 7/29/23. 2nd plan check submitted on 7/31/23 and returned on 8/6/23. 3rd plan check submitted on 10/25/23 and returned on 11/2/23. (12/3/24)
C0419-24-01	2235 Miner Street	Single Family Home	Application for New Service submitted on 7/28/23 and the plan check fee was submitted on 7/28/23. 1st plan check submitted on 7/28/23 and returned on 7/30/23. 2nd plan check submitted on 8/7/23 and returned on 8/7/23. 3rd plan check submitted on 8/23/23 and returned on 8/27/23. 4th plan check submitted on 6/3/24 and returned on 6/9/24. 5th plan check submitted on 6/28/24 and returned on 7/6/24. (12/3/24)
C0421-24-01	1620 Sunflower Avenue	Commercial	Application for New Service submitted on 7/12/23 and the plan check fee was submitted on 8/3/23. 1st plan check submitted on 8/1/23 and returned on 8/6/23. 2nd plan check submitted on 8/16/23 and returned on 8/20/23. 3rd plan check submitted on 9/5/23 and returned on 9/5/23. (12/3/24)
C0422-24-01	522 Traverse Drive	ADU	Application for New Service submitted on 7/31/23 and the plan check fee was submitted on 8/3/23. 1st plan check submitted on 8/1/23 and returned on 8/6/23. 2nd plan check submitted on 8/16/23 and returned on 8/20/23. 3rd plan check submitted on 9/18/23 and returned on 9/24/23. (12/3/24)
C0425-24-01	2049 Monrovia Avenue	Single Family Home	Application for New Service and the plan check fee was submitted on 8/15/23. Waiting for 1st plan check submittal. (12/3/24)
C0427-24-01	526 Sturgeon Circle	Single Family Home	Application for New Service submitted on 8/25/23 and the plan check fee submitted on 8/29/23. 1st plan check submitted on 8/23/23 and returned on 9/4/23. 2nd plan check submitted on 10/3/23 and returned on 10/8/23. 3rd plan check submitted on 10/23/23 and returned on 10/23/23. Permit issued on 11/15/23. Precon held on 3/12/24. (12/3/24)
C0429-24-01	734 Center Street	Single Family Home	Application for New Service submitted on 8/31/23 and the plan check fee was submitted on 9/1/23. 1st plan check submitted on 8/25/23 and returned on 9/4/23. 2nd plan check submitted on 11/2/23 and returned on 11/2/23. 3rd plan check submitted on 7/25/24 and returned on 7/28/24. Permit issued on 9/25/24. (12/3/24)

## DEVELOPER PROJECT STATUS REPORT

PROJECT STATUS - DEVELOPER PROJECTS			
C0430-24-01	854 Oak Street	ADU	Application for New Service submitted on 9/6/23 and the plan check fee was submitted on 9/6/23. 1st plan check submitted on 9/6/23 and returned on 9/17/23. 2nd plan check submitted on 9/21/23 and returned on 9/24/23. 3rd plan check submitted on 9/25/23 and returned on 10/8/23. (12/3/24)
C0434-24-01	234 Palmer Street	ADU	Application for New Service submitted on 10/9/23 and the plan check fee submitted on 10/9/23. 1st plan check submitted on 9/14/23 and returned on 10/22/23. (12/3/24)
C0436-24-01	354 La Perle Lane	ADU	Application for New Service submitted on 9/20/23 and the plan check fee was submitted on 9/22/23. 1st plan check submitted on 9/22/23 and returned on 9/24/23. 2nd plan check submitted on 10/6/23 and returned on 10/8/23. 3rd plan check submitted on 11/1/23 and returned on 11/2/23. 4th plan check submitted on 7/19/24 and returned on 7/21/24. Permit issued on 9/17/24. (12/3/24)
C0438-24-01	2900 Redwood Avenue	ADU	Application for New Service submitted on 9/28/23 and plan check fee submitted on 9/27/23. 1st plan check submitted on 9/24/23 and returned on 10/8/23. 2nd plan check submitted on 10/9/23 and returned on 10/22/23. (12/3/24)
C0439-24-01	2074 President Place	ADU	Application for New Service and plan check fee submitted on 9/28/23. 1st plan check submitted on 12/8/23 and returned on 12/17/23. 2nd plan check submitted on 1/30/24 and returned on 2/9/24. (12/3/24)
C0440-24-01	480 Broadway	ADU	Application for New Service submitted on 9/28/23 and plan check fee submitted on 9/27/23. 1st plan check submitted on 9/28/23 and returned on 10/8/23. (12/3/24)
C0441-24-01	2808 Nevis Circle	Single Family Home	Application for New Service submitted on 10/6/23 and waiting for the plan check fee to be submitted. 1st plan check submitted on 10/6/23 and returned on 10/8/23. 2nd plan check submitted on 10/12/23 and returned on 10/22/23. 3rd plan check submitted on 10/25/23 and returned on 11/2/23. Permit issued on 2/12/24. (12/3/24)
C0442-24-01	2041 Tustin Avenue	ADU	Application for New Service and plan check fee submitted on 10/12/23. 1st plan check submitted on 10/18/23 and returned on 10/22/23. 2nd plan check submitted on 11/2/23 and returned on 11/3/23. 3rd plan check submitted on 11/8/23 and returned on 11/9/23. (12/3/24)

## DEVELOPER PROJECT STATUS REPORT

PROJECT STATUS - DEVELOPER PROJECTS			
C0444-24-01	1687 Orange Avenue	Commercial	Application for New Service submitted on 10/22/23 and plan check fee submitted on 10/11/23. 1st plan check submitted on 10/22/23 and returned on 10/23/23. 2nd plan check submitted on 11/7/23 and returned on 11/9/23. 3rd plan check submitted on 1/16/24 and returned on 1/28/24. 4th plan check submitted on 3/7/24 and returned on 3/10/24. (12/3/24)
C0445-24-01	331 Costa Mesa Street	Single Family Home with ADU	Application for New Service and plan check fee submitted on 11/2/23. 1st plan check submitted on 10/24/23 and returned on 11/3/23. 2nd plan check submitted on 11/13/23 and returned on 11/16/23. 3rd plan check submitted on 11/16/23 and returned on 11/16/23. Permit issued on 11/27/23. Precon held on 7/15/24. (12/3/24)
C0446-24-01	120 Virginia Place	Commercial	Application for New Service submitted on 10/17/23 and plan check fee submitted on 9/21/23. Waiting for 1st plan check to be submitted. (12/3/24)
C0447-24-01	486 Shady Drive	Single Family Home	Application for New Service submitted on 7/25/23 and plan check fee submitted on 8/29/23. Waiting for 1st plan check to be submitted. (12/3/24)
C0448-24-01	2378 Rutgers Drive	Single Family Home	Application for New Service submitted on 10/26/23 and waiting for plan check fee to be submitted. 1st plan check submitted on 10/26/23 and returned on 11/3/23. 2nd plan check submitted on 11/14/23 and returned on 11/16/23. (12/3/24)
C0449-24-01	980 Governor Street	Single Family Home	Application for New Service and plan check fee submitted on 10/27/23. 1st plan check submitted on 10/27/23 and returned on 11/3/23. 2nd plan check submitted on 11/9/23 and returned on 11/9/23. 3rd plan check submitted on 11/16/23 and returned on 11/16/23. 4th plan check submitted on 11/16/23 and returned on 11/16/23. (12/3/24)
C0450-24-01	631-639 Victoria Street	5 Single Family Homes	Application for New Service and plan check fee submitted on 10/30/23. 1st plan check submitted on 11/6/23 and returned on 11/18/23. 2nd plan check submitted on 11/28/23 and returned on 12/2/23. 3rd plan check submitted on 12/15/23 and returned on 12/18/23. (12/3/24)
C0451-24-01	233 22nd Street	JADU and Future ADU	Application for New Service submitted on 10/31/23 and plan check fee submitted on 10/30/23. 1st plan check submitted on 5/15/24 and returned on 5/26/24. 2nd plan check submitted on 7/24/24 and returned on 7/28/24. 3rd plan check submitted on 9/23/24 and returned on 10/6/24. Permit issued on 12/2/24. (12/3/24)



## DEVELOPER PROJECT STATUS REPORT

PROJECT STATUS - DEVELOPER PROJECTS			
C0453-24-01	2220 Orange Avenue	Two ADUs	Application for New Service and plan check fee submitted on 11/2/23. 1st plan check submitted on 1/22/24 and returned on 1/28/24. 2nd plan check submitted on 1/29/24 and returned on 1/29/24. 3rd plan check submitted on 7/24/24 and returned on 7/28/24. Permit issued on 9/17/24. Precon held on 9/19/24. (12/3/24)
C0454-24-01	228 Costa Mesa Street	Single Family Home	Application for New Service submitted on 11/10/23 and plan check fee submitted on 11/15/23. 1st plan check submitted on 11/10/23 and returned on 11/15/23. 2nd plan check submitted on 11/20/23 and returned on 11/20/23. 3rd plan check submitted on 12/7/23 and returned on 12/7/23. (12/3/24)
C0455-24-01	2036 Pomona Avenue	ADU	Application for New Service submitted on 6/21/23 and plan check fee submitted on 6/20/23. 1st plan check submitted on 9/27/23 and returned on 11/16/23. 2nd plan check submitted on 11/28/23 and returned on 12/2/23. 3rd plan check submitted on 12/5/23 and returned on 12/7/23. Permit issued on 1/22/24. (12/3/24)
C0456-24-01	738 Center Street	ADU	Application for New Service submitted on 11/28/23 and plan check fee submitted 12/6/23. 1st plan check submitted on 11/16/23 and returned on 01/01/24. (12/3/24)
C0457-24-01	1822 Pomona Avenue	ADU	Application for New Service submitted and plan check fee submitted on 11/9/23. 1st plan check submitted on 11/27/23 and returned on 11/27/23. 2nd plan check submitted on 12/14/23 and returned on 12/18/23. Permit issued on 1/22/24. (12/3/24)
C0458-24-01	2732 Lorenzo Avenue	Single Family Home with ADU	Application for New Service submitted on 11/28/23 and plan check fee submitted on 11/29/23. 1st plan check submitted on 11/26/23 and returned on 11/26/23. 2nd plan check /submitted on 12/5/23 and returned on 12/7/23. Permit issued on 2/12/24. (12/3/24)
C0459-24-01	268 E. 19th Street	Single Family Home	Application for New Service submitted on 11/28/23 and plan check fee submitted on 11/29/23. 1st plan check submitted on 12/1/23 and returned on 12/2/23. 2nd plan check submitted on 12/13/23 and returned on 12/18/23. 3rd plan check submitted on 12/21/23 and returned on 12/22/23. 4th plan check submitted on 2/8/24 and returned on 2/10/24. Permit issued on 2/29/24. (12/3/24)
C0463-24-01	1992 Orange Avenue	ADU	Application for New Service and plan check fee submitted on 12/20/23. Waiting for 1st plan check to be submitted. (12/3/24)

## DEVELOPER PROJECT STATUS REPORT

PROJECT STATUS - DEVELOPER PROJECTS			
C0464-24-01	234 Cabrillo Street	Single Family Home	Application for New Service submitted on 12/20/23 and plan check fee submitted on 12/19/23. 1st plan check submitted on 11/30/23 and returned on 12/26/23. 2nd plan check submitted on 1/19/24 and returned on 1/28/24. Permit issued on 2/12/24. (12/3/24)
C0466-24-01	2730 Cibola Avenue	Single Family Home	Application for New Service submitted on 12/8/23 and plan check fee submitted on 12/15/23. 1st plan check submitted on 1/18/24 and returned on 1/28/24. 2nd plan check submitted on 2/2/24 and returned on 2/10/24. 3rd plan check submitted on 3/5/24 and returned on 3/10/24. (12/3/24)
C0467-24-01	2158 Charle Drive	Two ADUs	Application for New Service submitted on 9/9/23 and plan check fee submitted on 1/2/24. 1st plan check submitted on 11/29/23 and returned on 1/16/24. 2nd plan check submitted on 2/9/24 and returned on 2/10/24. (12/3/24)
C0468-24-01	1670 Newport Boulevard	Commercial	Application for New Service submitted on 12/21/23 and plan check fee submitted on 2/28/24. 1st plan check submitted on 1/6/24 and returned on 3/10/24. 2nd plan check submitted on 4/3/24 and returned on 4/6/24. 3rd plan check submitted on 7/3/24 and returned on 7/7/24. Permit issued on 8/1/24. (12/3/24)
C0469-24-01	185 Rochester Street	Two Single Family Homes	Application for New Service submitted on 1/18/24 and plan check fee submitted on 1/17/24. 1st plan check submitted on 1/18/24 and returned on 1/28/24. 2nd plan check submitted on 1/30/24 and returned on 1/30/24. 3rd plan check submitted on 2/22/24 and returned on 2/24/24. (12/3/24)
C0470-24-01	242 Palmer Street	Single Family Home	Application for New Service and plan check fee submitted on 1/17/24. 1st plan check submitted on 1/17/24 and returned on 1/28/24. 2nd plan check submitted on 2/15/24 and returned on 2/18/24. 3rd plan check submitted on 3/5/24 and returned on 3/10/24. Permit issued on 3/25/24. (12/3/24)
C0471-24-01	881 Capital Street	Single Family Home	Application for New Service submitted on 1/12/24 and plan check fee submitted on 1/17/24. 1st plan check submitted on 2/10/24 and returned on 2/11/24. (12/3/24)
C0472-24-01	3074 Molokai Place	Single Family Home	Application for New Service and plan check fee submitted on 1/17/24. 1st plan check submitted on 1/21/24 and returned on 1/28/24. 2nd Plan Check submitted on 1/31/24 and returned on 1/31/24. 3rd Plan check submitted on 2/6/24 and returned on 2/9/24. Permit issued on 2/29/24. (12/3/24)

## DEVELOPER PROJECT STATUS REPORT

PROJECT STATUS - DEVELOPER PROJECTS			
C0475-24-01	375 22nd Street	ADU	Application for New Service submitted on 1/18/24 and plan check fee submitted on 1/19/24. 1st plan check submitted on 1/26/24 and returned on 1/28/24. 2nd Plan Check submitted on 2/5/24 and returned on 2/9/24. 3rd Plan Check submitted on 2/23/24 and returned on 2/24/24. Permit issued on 4/9/24. (12/3/24)
C0476-24-01	474 Cabrillo Street	ADU	Application for New Service submitted on 1/26/24 and waiting for plan check fee to be submitted. 1st plan check submitted on 1/26/24 and returned on 1/28/24. 2nd plan check submitted on 1/31/24 and returned on 2/4/24. 3rd plan check submitted on 2/9/24 and returned on 2/10/24. (12/3/24)
C0477-24-01	244 22nd Street	Single Family Home with ADU	Application for New Service and plan check fee submitted on 2/2/24. 1st plan check submitted on 2/6/24 and returned on 2/9/24. 2nd plan check submitted on 2/13/24 and returned on 2/18/24. 3rd plan check submitted on 2/20/24 and returned on 2/24/24. Permit issued on 3/8/24. Precon held on 9/18/24. (12/3/24)
C0478-24-01	88 Fair Drive	Commercial	Waiting for Application for New Service to be submitted and plan check fee submitted on 2/2/24. 1st plan check submitted on 2/2/24 and returned on 2/10/24. 2nd plan check submitted on 2/21/24 and returned on 2/24/24. 3rd plan check submitted on 10/6/24 and returned on 10/13/24. (12/3/24)
C0479-24-01	1919 Federal Avenue	Single Family Home	Application for New Service submitted on 2/28/24 and waiting for plan check fee to be submitted. 1st plan check to be submitted on 2/28/24 and returned on 3/3/24. (12/3/24)
C0480-24-01	526 Pierpont Drive	Single Family Home with ADU	Application for New Service and plan check fee submitted on 2/6/24. 1st plan check submitted on 2/14/24 and returned on 2/18/24. 2nd plan check submitted on 2/26/24 and returned on 3/3/24. 3rd plan check submitted on 3/7/24 and returned on 3/10/24. Permit issued on 3/27/24. (12/3/24)
C0481-24-01	806 Towne Street	Single Family Home with ADU	Application for New Service and plan check fee submitted on 2/6/24. 1st plan check submitted on 4/5/24 and returned on 4/7/24. 2nd plan check submitted on 4/11/24 and returned on 4/12/24. 3rd plan check submitted 4/12/24 and returned 4/14/24. Permit issued on 4/25/24. (12/3/24)
C0482-24-01	178 Virginia Place	ADU	Application for New Service submitted on 1/11/24 and plan check fee submitted on 2/9/24. 1st plan check on 1/30/24 and returned on 2/18/24. 2nd plan check submitted on 7/12/24 and returned on 7/14/24. Permit issued 8/1/24. (12/3/24)
C0484-24-01	378 E. 18th Street	Two Single Family Homes with Two ADUs	Application for New Service submitted on 2/12/24 and waiting for plan check fee to be submitted. 1st plan check submitted on 2/13/24 and returned on 3/3/24. (12/3/24)

## DEVELOPER PROJECT STATUS REPORT

PROJECT STATUS - DEVELOPER PROJECTS			
C0486-24-01	2384 Fordham Drive	Single Family Home	Application for New Service submitted on 2/17/24 and plan check fee submitted on 2/16/24. 1st plan check submitted on 2/20/24 and returned on 2/24/24. 2nd plan check submitted on 3/1/24 and returned on 3/3/24. 3rd plan check submitted on 4/1/24 and returned on 4/3/24. 4th plan check submitted on 4/4/24 and returned on 4/7/24. Permit issued on 4/23/24. (12/3/24)
C0487-24-01	1184 Dorset Lane	ADU	Application for New Service submitted on 3/2/24 and plan check fee submitted on 2/28/24. 1st plan check submitted on 2/28/24 and returned on 3/3/24. 2nd plan check submitted on 3/5/24 and returned on 3/10/24. 3rd plan check submitted on 3/13/24 and returned on 3/20/24. Permit issued on 4/1/24. (12/3/24)
C0489-24-01	770 W. 19th Street	Single Family Home	Application for New Service submitted on 3/4/24 and plan check submitted on 3/7/24. 1st plan check submitted on 3/4/24 and returned on 3/10/24. 2nd plan check submitted on 4/15/24 and returned on 4/16/24. Permit issued on 11/25/24. (12/3/24)
C0490-24-01	260 Nassau Road	Single Family Home	Application for New Service and payment voucher submitted on 3/5/24. 1st plan check submitted on 3/6/24 and returned on 3/10/24. 2nd plan check submitted on 3/12/24 and returned on 3/13/24. 3rd plan check submitted on 3/14/24 and returned on 3/20/24. Permit issued on 4/3/24. (12/3/24)
C0491-24-01	418 E. 16th Street	Single Family Home	Application for New Service and plan check fee submitted on 3/8/24. 1st plan check submitted on 3/18/24 and returned on 3/20/24. 2nd plan check submitted on 4/30/24 and returned on 4/30/24. 3rd plan check submitted on 9/30/24 and returned on 10/6/24. Permit issued on 11/12/24. (12/3/24)
C0493-24-01	278 Broadway	Two Single Family Homes	Application for New Service and plan check fee submitted on 3/12/24. 1st plan check submitted on 3/20/24 and returned on 3/20/24. 2nd plan check submitted on 3/21/24 and returned on 3/22/24. 3rd plan check submitted on 5/25/24 and returned on 5/26/24. 4th plan check submitted on 6/26/24 and returned on 7/15/24. Permit issued on 8/27/24. (12/3/24)
C0494-24-01	2765 Mendoza Drive	Single Family Home	Application for New Service and plan check fee submitted on 3/15/24. 1st plan check submitted on 4/25/24 and returned on 4/29/24. 2nd plan check submitted on 5/3/24 and returned on 5/6/24. 3rd plan check submitted on 5/15/24 and returned on 5/26/24. Permit was issued on 8/14/24. (12/3/24)

## DEVELOPER PROJECT STATUS REPORT

PROJECT STATUS - DEVELOPER PROJECTS			
C0495-24-01	2155 Raleigh Avenue	ADU	Application for New Service and plan check fee submitted on 3/18/24. 1st plan check submitted on 3/19/24 and returned on 3/20/24. 2nd plan check submitted on 3/25/24 and returned on 3/25/24. 3rd plan check submitted on 4/10/24 and returned on 4/10/24. Permit issued on 4/23/24. Precon held on 8/6/24. (12/3/24)
C0496-24-01	604 W. Bay Street	ADU and JADU	Application for New Service submitted on 3/11/24 and plan check fee submitted on 3/18/24. 1st plan check submitted on 4/10/24 and returned on 4/11/24. 2nd plan check submitted on 4/11/24 and returned on 4/12/24. 3rd plan check submitted on 5/5/24 and returned on 5/6/24. Permit issued on 5/20/24. Precon held on 5/29/24. (12/3/24)
C0497-24-01	212 E. 19th Street	Single Family Home Garage Conversion with ADU	Application for New Service submitted on 3/11/24 and plan check fee submitted on 3/18/24. 1st plan check submitted on 4/10/24 and returned on 4/12/24. 2nd plan check submitted on 4/17/24 and returned on 4/29/24. 3rd plan check submitted on 5/15/24 and returned on 5/21/24. 4th plan check submitted on 6/6/24 and returned on 6/9/24. Permit issued on 9/2/24. Precon held on 9/4/24. (12/3/24)
C0499-24-01	729 Center Street	Two ADUs	Application for New Service submitted on 3/21/24 and plan check fee submitted on 3/19/24. 1st plan check submitted on 3/21/24 and returned on 3/22/24. 2nd plan check submitted on 4/15/24 and returned on 4/16/24. 3rd plan check submitted on 6/11/24 and returned on 6/13/24. 4th plan check submitted on 9/14/24 and returned on 9/22/24. Permit issued on 10/7/24. (12/3/24)
C0500-24-01	2807 Loreto Avenue	Single Family Home	Application for New Service submitted on 3/24/24 and waiting for plan check fee to be submitted. 1st plan check submitted on 9/3/2022 and returned on 4/1/24. 2nd plan check submitted on 4/14/24 and returned on 4/14/24. Issued permit on 5/20/24. Permit voided on 10/1/24. 3rd plan check submitted on 10/28/24 and returned on 11/3/24. 4th plan check submitted on 11/20/24 and returned on 11/22/24. (12/3/24)
C0501-24-01	362 E. 22nd Street	Pipeline Relocation	Waiting for Application for New Service and plan check fee to be submitted. Waiting for 1st plan check to be submitted. (12/3/24)
C0503-24-01	316 & 318 22nd Street	Two Single Family Homes	Application for New Service submitted on 3/26/24 and plan check fee submitted on 3/27/24. 1st plan check submitted on 3/26/24 and returned on 4/1/24. 2nd plan check submitted on 4/3/24 and returned 4/7/24. Permit issued on 6/24/24. Precon held on 6/27/24. (12/3/24)

## DEVELOPER PROJECT STATUS REPORT

PROJECT STATUS - DEVELOPER PROJECTS			
C0505-24-01	2147 Iris Place	ADU	Application for New Service submitted on 3/27/24 and plan check fee submitted on 3/29/24. 1st plan check submitted on 3/22/24 and returned on 4/1/24. 2nd plan check submitted 2nd plan check submitted on 4/4/24 and returned on 4/7/24. 3rd plan check submitted on 4/16/24 and returned on 4/16/24. Permit issued on 4/23/24. (12/3/24)
C0506-24-01	348 22nd Street	Single Family Home	Waiting for Application for New Service and plan check fee to be submitted. 1st plan check submitted on 3/29/24. (12/3/24)
C0507-24-01	1717 Irvine Avenue	Single Family Home	Application for New Service submitted on 3/25/24 and plan check fee submitted on 4/2/24. 1st plan check submitted on 4/2/24 and returned on 4/3/24. 2nd plan check submitted on 4/5/24 and returned on 4/7/24. Permit issued on 4/17/24. Precon held on 11/4/24. (12/3/24)
C0508-24-01	1650 Adams Avenue	Commercial	Application for New Service submitted on 4/11/24 and plan check fee submitted on 2/26/24. 1st plan check submitted on 4/16/24 and returned on 4/28/24. 2nd plan check submitted on 6/11/24 and returned on 6/13/24. 3rd plan check submitted on 6/24/24 and returned on 7/14/24. 4th plan check submitted on 7/24/24 and returned on 8/4/24. Permit issued on 9/17/24. (12/3/24)
C0509-24-01	247 Knox Street	Single Family Home	Application for New Service and plan check fee submitted on 4/17/24. 1st plan check submitted on 4/17/24 and returned on 4/22/24. 2nd plan check submitted on 4/29/24 and returned on 4/29/24. Permit issued on 5/20/24. (12/3/24)
C0510-24-01	3333 Susan Street	Apartment Complex	Waiting for Application for New Service and plan check fee to be submitted. Waiting for 1st plan check submittal. (12/3/24)
C0511-24-01	2995 Ceylon Drive	Single Family Home	Application for New Service submitted on 4/23/24 and waiting for plan check fee to be submitted. 1st plan check submitted on 4/22/24 and returned on 4/29/24. 2nd plan check submitted on 4/29/24 and returned on 4/30/24. (12/3/24)
C0512-24-01	695 Joann Street	ADU	Application for New Service submitted on 4/10/24 and plan check fee submitted on 4/23/24. 1st plan check submitted on 4/23/24 and returned on 4/29/24. 2nd plan check submitted on 4/29/24 and returned on 4/30/24. 3rd plan check submitted on 5/7/24 and returned on 5/16/24. (12/3/24)
C0514-24-01	3381 Summerset Circle	Single Family Home	Application for New Service submitted on 5/3/24 and plan check fee submitted on 5/4/24. 1st plan check submitted on 5/3/24 and returned on 5/15/24. 2nd plan check submitted on 6/10/24 and returned on 6/13/24. (12/3/24)

## DEVELOPER PROJECT STATUS REPORT

PROJECT STATUS - DEVELOPER PROJECTS			
C0516-24-01	172 Flower Street	Single Family Home	Application for New Service submitted on 5/17/24. Plan check fee submitted on 5/6/24. 1st plan check to be submitted on 5/17/24 and returned on 5/26/24. (12/3/24)
C0517-24-01	2116 Wallace Avenue	ADU	Application for New Service submitted on 3/4/24 and plan check fee submitted on 5/6/24. 1st plan check submitted on 5/3/24 and returned on 5/16/24. 2nd plan check submitted on 5/30/24 and returned on 5/30/24. 3rd plan check submitted on 8/31/24 and returned on 9/2/24. (12/3/24)
C0518-24-01	913 W. 20th Street	ADU	Application for New Service and plan check fee submitted on 5/14/24. 1st plan check submitted on 5/13/24 and returned on 5/17/24. 2nd plan check submitted on 5/31/24 and returned on 6/2/24. 3rd plan check submitted on 8/2/24 and returned on 8/13/24. Permit issued on 9/4/24. (12/3/24)
C0519-24-01	3012 Java Road	Single Family Home	Application for New Service submitted on 5/13/24 and waiting for plan check fee to be submitted. 1st plan check submitted on 5/13/24 and returned on 5/26/24. 2nd plan check submitted on 5/27/24 and returned on 5/27/24. (12/3/24)
C0520-24-01	146 & 148 Rochester Street	Two Single Family Homes	Application for New Service and plan check fee submitted on 5/16/24. 1st plan check submitted on 5/16/24 and returned on 5/26/24. 2nd plan check submitted on 6/25/24 and returned on 6/30/24. 3rd plan check submitted on 11/26/24 and returned on 11/30/24. (12/3/24)
C0522-24-01	840 Sonora Road	ADU	Application for New Service and plan check fee submitted on 5/16/24. 1st plan check submitted on 5/16/24 and returned on 5/26/24. 2nd plan check submitted on 5/29/24 and returned on 5/29/24. (12/3/24)
C0523-24-01	212 Broadway	ADU	Application for New Service submitted on 5/9/24 and waiting for plan check fee to be submitted. 1st plan check submitted on 5/16/24 and returned on 5/26/24. 2nd plan check submitted on 6/12/24 and returned on 6/13/24. Permit issued on 9/17/24. (12/3/24)
C0524-24-01	1051 W. Wilson Street	Single Family Home	Application for New Service submitted on 5/17/24 and plan check fee submitted on 5/20/24. 1st plan check submitted on 5/17/24 and returned on 5/26/24. 2nd plan check submitted on 7/2/24 and returned on 7/6/24. Permit issued on 8/1/2024. (12/3/24)

## DEVELOPER PROJECT STATUS REPORT

PROJECT STATUS - DEVELOPER PROJECTS			
C0526-24-01	2205 Miner Street	ADU	Application for New Service submitted on 5/17/24 and plan check fee submitted 5/29/24. 1st plan check submitted on 5/17/24 and returned on 5/29/24. 2nd plan check submitted on 6/11/24 and returned on 6/13/24. 3rd plan check submitted on 6/20/24 and returned on 6/21/24. 4th plan check submitted on 7/14/24 and returned on 7/14/24. 5th plan check submitted on 7/15/24 and returned on 7/15/24. 6th plan check submitted on 7/27/24 and returned on 8/4/24. Permit issued on 10/15/24. (12/3/24)
C0527-24-01	2197 American Avenue	Single Family Home	Application for New Service submitted on 5/23/24 and waiting for plan check fee to be submitted. 1st plan check submitted on 5/23/24 and returned on 5/27/24. 2nd plan check submitted on 8/6/24 and returned on 8/13/24. Permit issued on 9/17/24. (12/3/24)
C0528-24-01	185 Cecil Place	Triplex	Application for New Service submitted on 5/23/24 and waiting for plan check fee to be submitted. 1st plan check submitted on 5/23/24 and returned on 5/27/24. 2nd plan check submitted on 6/17/24 and returned on 6/21/24. 3rd plan check submitted on 6/23/24 and returned on 6/23/24. (12/3/24)
C0529-24-01	1336 Garlingford Street	ADU	Application for New Service submitted on 4/26/24 and plan check fee submitted on 6/13/24. 1st plan check submitted on 5/28/24 and returned on 6/13/24. 2nd plan check submitted on 8/12/24 and returned on 8/23/24. Permit issued on 10/15/24. (12/3/24)
C0530-24-01	1973 Rosemary Place	Single Family Home	Application for New Service submitted on 5/20/24 and plan check fee submitted 5/29/24. 1st plan check submitted on 6/3/24 and returned on 6/9/24. 2nd plan check submitted on 6/12/24 and returned on 6/13/24. Permit issued on 6/24/24. (12/3/24)
C0531-24-01	314 E. 20th Street	ADU	Application for New Service submitted on 5/6/24 and plan check fee submitted 6/10/24. 1st plan check submitted on 6/10/24 and returned on 6/13/24. 2nd plan check submitted on 6/17/24 and returned on 6/21/24. 3rd plan check submitted on 6/25/24 and returned on 6/30/24. (12/3/24)
C0532-24-01	2957 Andros Street	Single Family Home with JADU	Application for New Service submitted on 6/13/24 and plan check fee submitted 6/13/24. 1st plan check submitted on 6/13/24 and returned on 6/13/24. 2nd plan check submitted on 6/17/24 and returned on 6/21/24. 3rd plan check submitted on 7/5/24 and returned on 7/7/24. 4th plan check submitted on 8/23/24 and returned on 8/25/24. Permit issued on 9/4/24. (12/3/24)



## DEVELOPER PROJECT STATUS REPORT

PROJECT STATUS - DEVELOPER PROJECTS			
C0533-24-01	111 Cecil Place	Triplex	Application for New Service and plan check fee submitted on 6/13/24. 1st plan check submitted on 6/5/24 and returned on 6/15/24. 2nd plan check submitted on 6/18/24 and returned on 6/21/24. 3rd plan check submitted 7/3/24 and returned on 7/7/24. 4th plan check submitted on 7/11/24 and returned on 7/14/24. 5th plan check submitted on 8/19/24 and returned on 8/24/24. Permit issued on 9/17/24. (12/3/24)
C0535-24-01	379 E. 20th Street	ADU	Application for New Service and plan check fee submitted on 6/21/24. 1st plan check submitted on 7/2/24 and returned on 7/6/24. 2nd plan check submitted on 7/8/24 and returned on 7/14/24. Revised 2nd plan check 11/12/24 and returned on 11/17/24. (12/3/24)
C0536-25-01	169 E. 18th Street	ADU	Application for New Service submitted on 6/25/24 and plan check fee submitted on 6/29/24. 1st plan check submitted on 6/25/24 and returned on 7/6/24. 2nd plan check submitted on 7/8/24 and returned on 7/14/24. 3rd plan check submitted on 7/27/24 and returned on 8/4/24. 4th plan check submitted on 8/5/24 and returned on 8/13/24. Permit issued on 9/4/24. (12/3/24)
C0537-25-01	275 Walnut Street	Single Family Home	Application for New Service submitted on 6/28/24 and plan check fee submitted on 7/5/24. 1st plan check submitted on 6/28/24 and returned on 7/6/24. 2nd plan check submitted on 7/12/24 and returned on 7/14/24. 3rd plan check submitted on 7/16/24 and returned on 7/21/24. Permit issued on 8/1/24. (12/3/24)
C0538-25-01	3020 Capri Lane	Single Family Home	Application for New Service submitted on 7/8/24 and plan check fee submitted on 7/9/24. 1st plan check submitted on 6/27/24 and returned on 7/14/24. 2nd plan check submitted on 9/18/24 and returned on 9/22/24. (12/3/24)
C0539-25-01	523 Pierpont Drive	Single Family Home	Application for New Service and plan check fee submitted on 6/28/24. 1st plan check submitted on 6/28/24 and returned on 7/6/24. 2nd plan check submitted on 7/30/24 and returned on 8/4/24. Permit issued on 9/4/24. (12/3/24)
C0540-25-01	2033 National Avenue	Single Family Home	Application for New Service and plan check fee submitted on 7/1/24. 1st plan check submitted on 7/22/24 and returned on 7/28/24. 2nd plan check submitted on 8/27/24 and returned on 9/2/24. Permit issued on 12/2/24. (12/3/24)
C0541-25-01	481 Flower Street	ADU	Application for New Service submitted on 7/2/24 and plan check fee submitted on 6/14/24. 1st plan check submitted on 6/12/24 and returned on 7/7/24. 2nd plan check submitted on 7/8/24 and returned on 7/14/24. 3rd plan check submitted on 7/14/24 and returned on 7/15/24. Permit issued on 8/27/24. (12/3/24)

## DEVELOPER PROJECT STATUS REPORT

PROJECT STATUS - DEVELOPER PROJECTS			
C0542-25-01	397 Vista Baya	Single Family Home with ADU	Application for New Service and plan check fee submitted on 7/1/24. 1st plan check submitted on 7/1/24 and returned on 7/7/24. Revised 1st plan check submitted on 7/15/24. 2nd plan check submitted on 7/15/24 and returned on 7/15/24. 3rd plan check submitted on 9/5/24 and returned on 9/14/24. (12/3/24)
C0543-25-01	948 Serra Way	Single Family Home with ADU	Application for New Service and plan check fee submitted on 7/5/24. 1st plan check submitted on 7/4/24 and returned on 7/7/24. 2nd plan check submitted on 7/11/24 and returned on 7/14/24. 3rd plan check submitted on 7/9/24 and returned on 7/14/24. Permit issued on 8/1/24. (12/3/24)
C0546-25-01	1018 and 1022 W. Wilson Street	Two Single Family Homes with Two ADUs	Application for New Service submitted on 7/17 and plan check fee submitted on 7/22/24. 1st plan check submitted on 7/21/24 and returned on 7/28/24. 2nd plan check submitted on 8/1/24 and returned on 8/4/24. 3rd plan check submitted 8/14/24 and returned on 8/24/24. Permit issued on 9/17/24. (12/3/24)
C0547-25-01	853 Congress Street	Single Family Home with JADU	Application for New Service submitted on 7/23/24 and waiting for plan check fee to be submitted. 1st plan check submitted on 7/23/24 and returned on 7/28/24. 2nd plan check submitted on 11/27/24 and returned on 11/30/24. (12/3/24)
C0548-25-01	1592 and 1594 Redlands Place	Two Single Family Homes	Application for New Service submitted on 5/14/24 and plan check fee submitted on 8/6/24 1st plan check submitted on 7/26/24 and returned on 7/28/24. 2nd plan check submitted on 8/1/24 and returned on 8/12/24. 3rd plan check submitted on 8/26 and returned on 9/2/24. Permit issued on 9/17/24. (12/3/24)
C0549-25-01	2103 Monrovia Avenue	Single Family Home	Application for New Service and plan check fee submitted on 7/26/24. 1st plan check submitted on 7/26/24 and returned on 8/4/24. 2nd plan check submitted on 8/31/24 and returned on 9/2/24. (12/3/24)
C0550-25-01	276 E. 18th Street	ADU	Application for New Service submitted on 7/31/24 and plan check fee submitted on 7/30/24. 1st plan check submitted on. 7/30/24 and returned on 8/4/24. 2nd plan check submitted on 8/16/24 and returned on 8/24/24. Permit issued on 9/4/24. (12/3/24)
C0551-25-01	440 Cabrillo Street	ADU	Application for New Service and plan check fee submitted on 8/1/24. 1st plan check submitted on 8/1/24 and returned on 8/4/24. 2nd plan check submitted on 8/13/24 and returned on 9/22/24. 3rd plan check submitted on 9/25/24 and returned on 10/6/24. Permit issued on 11/25/24. (12/3/24)

## DEVELOPER PROJECT STATUS REPORT

PROJECT STATUS - DEVELOPER PROJECTS			
C0552-25-01	787 Joann Street	ADU	Application for New Service submitted on 7/16/24 and plan check fee submitted on 8/7/24. 1st plan check submitted on 8/1/24 and returned on 8/4/24. 2nd plan check submitted on 8/7/24 and returned on 8/13/24. (12/3/24)
C0553-25-01	1169 Augusta Street	Single Family Home	Application for New Service submitted on 8/1/24 and plan check fee submitted on 8/2/24. 1st plan check submitted on 8/1/24 and returned on 8/4/24. 2nd plan check submitted on 8/9/24 and returned on 8/13/24. Permit issued on 9/4/24. (12/3/24)
C0554-25-01	2533 Greenbriar Lane	JADU	Application for New Service submitted on 7/19/24 and plan check fee submitted on 8/12/24. 1st plan check submitted on 7/19/24 and returned on 8/24/24. 2nd plan check submitted on 9/7/24 and returned on 9/14/24. (12/3/24)
C0556-25-01	1595 Newport Boulevard	Commercial	Application for New Service submitted on 7/30/24 and plan check fee submitted on 8/22/24. 1st plan check submitted on 7/30/24 and returned on 8/24/24. 2nd plan check submitted on 9/26/24 and returned on 10/6/24. (12/3/24)
C0557-25-01	374 & 376 Hamilton Street	Two Duplexs with Two ADUs	Application for New Service and plan check fee submitted on 8/23/24. 1st plan check submitted on 8/23/24 and returned on 8/25/24. 2nd plan check submitted on 10/22/24 and returned on 11/3/24. 3rd plan check submitted on 11/4/24 and returned on 11/4/24. 4th plan check submitted on 11/15/24 and returned on 11/22/24. (12/3/24)
C0559-25-01	140 Albert Place	ADU	Application for New Service and plan check fee submitted on 10/19/24. 1st plan check submitted on 10/13/24 and returned on 10/21/24. 2nd plan check submitted on 10/25/24 and returned on 11/3/24. (12/3/24)
C0560-25-01	757 Newton Way	Commercial	Application for New Service and plan check fee submitted on 8/27/24. 1st plan check submitted on 8/27/24 and returned on 9/2/24. (12/3/24)
C0562-25-01	1787 Hummingbird Drive	Single Family Home	Application for New Service on 8/28/24 and plan check fee submitted on 8/29/24. 1st plan check submitted on 8/29/24 and returned on 9/2/24. 2nd plan check submitted on 9/20/24 and returned on 9/23/24. Permit issued on 10/7/24. (12/3/24)
C0563-25-01	2157 Rural Lane	ADU	Application for New Service and plan check fee submitted on 8/27/24. 1st plan check submitted on 8/27/24 and returned on 9/2/24. Permit issued on 10/7/24. Precon scheduled for 11/6/24. (12/3/24)

## DEVELOPER PROJECT STATUS REPORT

PROJECT STATUS - DEVELOPER PROJECTS			
C0564-25-01	3146 Bray Lane	ADU	Application for New Service on 8/16/24 and plan check fee submitted on 8/20/24. 1st plan check submitted on 8/30/24 and returned on 9/2/24. 2nd plan check submitted on 9/13/24 and returned on 9/22/24. Permit issued on 10/7/24. (12/3/24)
C0565-25-01	1839 Pitcairn Drive	Single Family Home	Application for New Service and plan check fee submitted on 8/30/24. 1st plan check submitted on 8/30/24 and returned on 9/2/24. 2nd plan check submitted on 9/6/24 and returned on 9/22/24. Permit issued on 10/7/24. Precon held on 10/14/24. (12/3/24)
C0566-25-01	454 Costa Mesa Street	Single Family Home	Application for New Service and plan check fee submitted on 9/10/24. 1st plan check submitted on 9/9/24 and returned on 9/22/24. (12/3/24)
C0567-25-01	2108 Westminster Avenue	Single Family Home	Application for New Service and plan check fee submitted on 8/27/24. 1st plan check submitted on 8/27/24 and returned on 9/2/24. 2nd plan check submitted on 10/8/24 and returned on 10/13/24. Permit issued on 11/12/24. (12/3/24)
C0568-25-01	2011 Baltra Place	ADU	Application for New Service and plan check fee submitted on 9/11/24. 1st plan check submitted on 9/11/24 and returned on 9/22/24. 2nd plan check submitted on 10/25/24 and returned on 11/3/24. Permit issued on 11/12/24. (12/3/24)
C0569-25-01	1034 Linden Place	ADU	Application for New Service submitted on 9/5/24 and plan check fee submitted on 9/12/24. 1st plan check submitted on 9/5/24 and returned on 9/22/24. (12/3/24)
C0570-25-01	236 Costa Mesa Street	Single Family Home	Application for New Service submitted on 9/18/24 and plan check fee submitted on 9/12/24. 1st plan check submitted on 9/10/24 and returned on 9/22/24. 2nd plan check submitted on 11/6/24 and returned on 11/10/24. Permit issued on 12/2/24. (12/3/24)
C0571-25-01	1817 Tustin Avenue	Single Family Home	Application for New Service and plan check fee submitted on 9/18/24. 1st plan check submitted on 9/18/24 and returned on 9/22/24. 2nd plan check submitted on 9/27/24 and returned on 10/6/24. (12/3/24)
C0572-25-01	2141 Aster Place	ADU	Application for New Service submitted on 9/19/24 and plan check fee submitted on 9/18/24. 1st plan check submitted on 9/19/24 and returned on 9/22/24. 2nd plan check submitted on 10/2/24 and returned on 10/6/24. Permit issued 11/12/24. (12/3/24)
C0574-25-01	243 22nd Street	JADU	Application for New Service and plan check fee submitted on 9/23/24. 1st plan check submitted on 9/20/24 and returned on 10/6/24. 2nd plan check submitted on 10/11/24 and returned on 10/13/24. Permit issued by hand on 11/14/24. (12/3/24)

## DEVELOPER PROJECT STATUS REPORT

PROJECT STATUS - DEVELOPER PROJECTS			
C0575-25-01	883 Towne Street	Single Family Home	Application for New Service submitted on 9/13/24 and plan check fee submitted on 9/17/24. 1st plan check submitted on 9/23/24 and returned on 10/6/24. 2nd plan check submitted on 10/21/24 and returned on 11/3/24. 3rd plan check submitted on 11/5/24 and returned to 11/5/24. Permit issued on 11/12/24. (12/3/24)
C0576-25-01	2916 Andros Street	Single Family Home	Application for New Service submitted on 9/19/24 and plan check fee submitted on 9/24/24. 1st plan check submitted on 9/19/24 and returned on 10/6/24. 2nd plan check submitted on 10/16/24 and returned on 10/20/24. 3rd plan check submitted on 10/21/24 and returned on 11/3/24. Permit issued on 11/12/24. (12/3/24)
C0577-25-01	969 Grove Place	ADU	Application for New Service submitted on 10/4/24 and plan check fee submitted on 10/9/24. 1st plan check submitted on 10/4/24 and returned on 10/13/24. 2nd plan check submitted on 10/31/24 and returned on 11/3/24. (12/3/24)
C0578-25-01	3065 Ceylon Road	Single Family Home	Application for New Service submitted on 10/10/24 and plan check fee submitted on 10/11/24. 1st plan check submitted on 10/11/24 and returned on 10/13/24. 2nd plan check submitted on 10/24/24 and returned on 11/3/24. 3rd plan check submitted on 11/5/24 and returned on 11/10/24. 4th plan check submitted on 11/11/24 and returned 11/11/24. Permit issued on 12/2/24. (12/3/24)
C0579-25-01	418 Ogle Circle	Single Family Home	Application for New Service and plan check fee submitted on 10/11/24. 1st plan check submitted on 11/7/24 and returned on 11/10/24. (12/3/24)
C0580-25-01	1130 Austin Street	ADU	Application for New Service submitted on 9/17/24 and plan check fee submitted on 9/24/24. 1st plan check submitted on 9/24/24 and returned on 10/20/24. 2nd plan check submitted on 10/24/24 and returned on 11/3/24. (12/3/24)
C0581-25-01	2858 Serang Place	JADU	Application for New Service submitted on 10/2/24 and plan check fee submitted on 10/15/24. 1st plan check submitted on 10/31/24 and returned on 11/3/24. 2nd plan check submitted on 11/5/24 and returned on 11/10/24. (12/3/24)
C0582-25-01	243 Magnolia Street	ADU	Application for New Service submitted on 10/16/24 and plan check fee submitted on 10/15/24. 1st plan check submitted on 10/15/24 and returned on 10/20/24. (12/3/24)
C0583-25-01	2136 Republic Avenue	Single Family Home	Application for New Service and plan check fee submitted on 10/16/24. 1st plan check submitted on 10/16/24 and returned on 10/20/24. 2nd plan check submitted on 10/31/24 and returned on 11/3/24. 3rd plan check submitted on 11/7/24 and returned on 11/10/24. Permit issued on 12/2/24. (12/3/24)

## DEVELOPER PROJECT STATUS REPORT

PROJECT STATUS - DEVELOPER PROJECTS			
C0584-25-01	2022-236 Victoria Place	40 Single Family Homes	Application for New Service and plan check fee submitted on 10/17/24. 1st plan check submitted on 10/17/24 and returned on 11/10/24. 2nd plan check submitted on 11/21/24 and returned on 12/3/24. (12/3/24)
C0585-25-01	976 Paularino Avenue	Single Family Home	Application for New Service submitted on 10/19/24 and plan check fee submitted on 10/24/24. 1st plan check submitted on 10/19/24 and returned on 10/20/24. 2nd plan check submitted on 10/28/24 and returned on 11/3/24. (12/3/24)
C0586-25-01	1849 Kentucky Place	Single Family Home	Application for New Service submitted on 10/29/24 and plan check fee submitted on 10/21/24. 1st plan check submitted on 10/19/24 and returned on 11/3/24. Permit issued on 12/2/24. (12/3/24)
C0587-25-01	1782 Oriole Drive	Single Family Home	Application for New Service and plan check fee submitted on 10/21/24. 1st plan check submitted on 10/23/24 and returned on 11/3/24. Permit issued on 12/2/24. (12/3/24)
C0588-25-01	2156 and 2158 Myran Drive	Two Single Family Homes	Application for New Service submitted on 10/16 and plan check fee submitted on 10/29/24. 1st plan check submitted on 10/29/24 and returned on 11/3/24. 2nd plan check submitted on 11/5/24 and returned on 11/5/24. 3rd plan check submitted on 11/7/24 and returned on 11/10/24. Permit issued on 12/2/24. (12/3/24)
C0589-25-01	470 Flower Street	ADU	Application for New Service and plan check fee submitted on 10/29/24. 1st plan check submitted on 10/29/24. (12/3/24)
C0590-25-01	2666 Harbor Boulevard	Commercial	Application for New Service submitted on 10/23 and plan check fee submitted on 10/29/24. 1st plan check submitted on 10/23/24 and returned on 11/10/24. (12/3/24)
C0591-25-01	2009 Lemnos Drive	ADU	Application for New Service submitted on 10/25 and plan check fee submitted on 10/29/24. 1st plan check submitted on 10/24/24 and returned on 11/4/24. 2nd plan check submitted on 11/5/24 and returned on 11/5/24. 3rd plan check submitted on 11/14/24 and returned on 11/17/24. Permit issued on 12/2/24. (12/3/24)
C0592-25-01	1821 Oriole Drive	Single Family Home	Application for New Service submitted on 10/31/24 and plan check fee submitted on 11/6/24. 1st plan check submitted on 11/6/24 and returned on 11/10/24. 2nd plan check submitted on 11/11/24 and returned on 11/11/24. Permit issued on 12/2/24. (12/3/24)
C0593-25-01	2187 Meyer Place	Single Family Home	Application for New Service and plan check fee submitted on 11/6/24. 1st plan check submitted on 11/6/24 and returned on 11/11/24. 2nd plan check submitted on 11/21/24 and returned on 11/23/24. 3rd plan check submitted on 11/27/24 and returned on 11/30/24. (12/3/24)

## DEVELOPER PROJECT STATUS REPORT

PROJECT STATUS - DEVELOPER PROJECTS			
C0594-25-01	2977 Country Club Drive	Single Family Home	Application for New Service submitted on 11/8/24 and plan check fee submitted on 11/12/24. 1st plan check submitted on 12/2/24 and returned on 12/2/24. (12/3/24)
C0595-25-01	186 Costa Mesa Street	ADU	Application for New Service submitted on 11/12/24 and plan check fee submitted on 9/23/24. 1st plan check submitted on 11/12/24 and returned on 11/17/24. (12/3/24)
C0596-25-01	387 Ramona Way	Single Family Home	Application for New Service submitted on 10/31/24 and plan check fee submitted on 11/14/24. 1st plan check submitted on 10/31/24 and returned on 11/17/24. 2nd plan check submitted on 11/20/24. (12/3/24)
C0597-25-01	2314 College Drive	ADU	Application for New Service submitted on 9/23/24 and plan check fee submitted on 9/27/24. 1st plan check submitted on 9/26/24 and returned on 11/22/24. 2nd plan check submitted on 11/27/24 and returned on 11/30/24. (12/3/24)
C0598-25-01	2297 La Linda Court	Single Family Home	Application for New Service submitted on 11/16/24 and plan check fee submitted on 11/19/24. 1st plan check submitted on 10/26/24 and returned on 11/22/24. (12/3/24)
C0599-25-01	2728 Canary Drive	Single Family Home	Application for New Service and plan check fee submitted on 11/19/24. 1st plan check submitted on 11/19/24 and returned on 11/22/24. 2nd plan check submitted on 11/25/24 and returned on 11/30/24. (12/3/24)
C0600-25-01	2702 Canary Drive	Single Family Home	Application for New Service and plan check fee submitted on 10/23/24. 1st plan check submitted on 11/21/24 and returned on 11/23/24. (12/3/24)
C0601-25-01	1714 Labrador Drive	Single Family Home	Application for New Service and plan check fee submitted on 11/22/24. 1st plan check submitted on 11/22/24 and returned on 11/23/24. 2nd plan check submitted on 11/27/24 and returned on 11/30/24. (12/3/24)
C0602-25-01	241 Ogle Street	Three (3) Single Family Homes	Application for New Service and plan check fee submitted on 10/23/24. 1st plan check submitted on 10/23/24 and returned on 11/23/24. (12/3/24)
C0603-25-01	3499 San Rafael Circle	Single Family Home	Application for New Service and plan check fee submitted on 11/25/24. 1st plan check submitted on 11/25/24 and returned on 11/30/24. (12/3/24)
C0604-25-01	1704 Samer Drive	Single Family Home	Application for New Service and plan check fee submitted on 11/26/24. 1st plan check submitted on 11/25/24 and returned on 11/30/24. (12/3/24)
C0605-25-01	317 Rochester Street	ADU	Application for New Service and plan check fee submitted on 11/26/24. 1st plan check submitted on 11/26/24 and returned on 11/23/24. (12/3/24)
C0606-25-01	1559 Placentia Avenue	Commercial	Application for New Service submitted on 11/27/24 and waiting for plan check fee to be submitted. 1st plan check submitted on 11/22/24 and returned on 11/30/24. (12/3/24)

# MESA WATER AND OTHER AGENCY PROJECTS STATUS REPORT

December 2024

## Reservoirs 1 and 2 Pump Station Upgrades Project

**File No.:** M21-210B2

**Description:** The Reservoir Upgrades Project has several components to increase the efficiency and reliability of Reservoirs 1 and 2: Chemical storage and feed systems (sodium hypochlorite and aqueous ammonia) to help reduce nitrification issues in the distribution system; Pump replacement and conversion of drivers from gas engines to electrical motors; Upgrades to reservoir electrical service through SCE; Installation of diesel generator systems to power the reservoirs in the event of an emergency; Miscellaneous system rehabilitation and upgrades including electrical gear replacement, pipeline rehabilitation, pipeline modifications, and instrument replacement based on the results of site visits and related analyses; and Slurry Dewatering Pit upgrades located at the Reservoir 1 site.

**Status:** Following the approval of the recommendations of the Water, Power, and Supply Chain Reliability Assessment, Mesa Water developed a design Scope of Work for the Reservoirs 1 and 2 Upgrades Project. A proposal was solicited from a CIPR on-call design consultant and the project's Preliminary and Final Design was kicked off in May 2021. The consultant delivered a draft version of Technical Memorandum No.1 – Reservoir 1 Site Master Plan and the draft Permit Plan in July 2021. Following Mesa Water's review of TM1 and the Permit Plan, the consultant began work on the Preliminary Design Report. The Preliminary Design Report was delivered in November 2021 and the Preliminary Design Report Workshop was held in September 2021. In March 2023, the Final Bid documents and cost estimate were received and reviewed by staff. After receiving approval for the project's reduced scope, the project team began modifying the Bid Documents. The revised Bid Documents were received in August 2023. Request for Bids were released to the prequalified contractors in August 2023. A job walk was conducted in August 2023 and attended by five prequalified contractors. The bid opening was held in October 2023. Four bids were received. A recommendation for contract time extension negotiation and award was approved November 2023. The contract time extension negotiation to accommodate equipment lead times was completed and Notice to Proceed was provided January 2024. A preconstruction meeting and a site walk with the contractor team were held February 2024. The construction team mobilized at Reservoir 2 in June 2024 and Reservoir 1 in October 2024. The contractor installed and started new mixers in Reservoir 2 in August 2024. At Reservoir 2, the contractor is building the concrete foundation for the Reservoir chemical facility and constructing yard piping. At Reservoir 1, the contractor has demolished yard structures, excavated for the new Heavy Equipment Port and Slurry Dewatering Pit, and poured the slurry pit concrete foundation.



**MESA WATER AND OTHER AGENCY PROJECTS STATUS REPORT**  
**December 2024**

**Capital Improvement Program Update**

**File No.:** M24-104

**Description:** Develop a prioritized 10- year Capital Improvement Program (CIP) for water system improvements, including an updated supply and demand analysis, calibration of the hydraulic model, District-wide asset condition assessment, and development of a roadmap for Asset Management Program implementation.

**Status:** A contract was awarded to Carollo Engineers in May 2024. Technical Memo (TM) 1 Demands and TM 2 Supply were received in October 2024 and were reviewed by Staff ahead of the Workshop on October 21, 2024. Revised TM 1 and TM 2 are expected by the end of Calendar Year 2024. Staff provided pressure logger data and production data for the Hydraulic Model calibration in August 2024 and Carollo is in process of calibrating the Hydraulic Model. The Hydraulic Model TM is expected on December 10, 2024, and the workshop to review the TM is scheduled for December 17, 2024. Carollo's team performed asset condition assessment field work in August and September 2024. Condition Assessment TM 3 Transmission Systems and TM 9 Condition Assessment are expected by the end of the Calendar Year 2024. A workshop to define the Asset Management Software Requirements was held in October 2024. Asset Management Software demonstrations were held in November and December 2024. TM 5 Regulatory Requirements was received in October 2024 was reviewed by staff.

**Local groundwater Supply Improvement Project (Local SIP)**

**File No.:** M24-105

**Description:** The Local SIP will develop a feasibility study that meets the requirements of the Bureau of Reclamation's Feasibility Study Directives and Standards (WTR 11-01) for a brackish groundwater desalination facility. The project is being conducted in partnership and cost sharing with OCWD, City of Huntington Beach, and City of Newport Beach.

**Status:** A contract was awarded to Black & Veatch Corporation in May 2024. The project team has completed the evaluation of aquifer zones and selected three areas on which to focus the feasibility study: the Huntington Beach Mesa, Newport Mesa, and the Talbert Gap. The project team is currently modeling potential wellfield locations, developing treatment plant footprints for the expected range of water quality, and evaluating potential treatment plant locations based on required footprints.

**MESA WATER AND OTHER AGENCY PROJECTS STATUS REPORT**  
**December 2024**

**Interagency Water Transfers**

**File No.:** M25-101

**Description:** Conduct a feasibility study to determine if Mesa Water can reliably serve groundwater to the City of Huntington Beach.

**Status:** A Cooperative Agreement was executed with the City of Huntington Beach in October 2024. Staff is currently working with the City of Huntington Beach to finalize the scope of work and the Request for Proposal (RFP) requirements.

**Plan Check Management System**

**File No.:** M25-102

**Description:** Develop a Request for Proposal for a new Plan Check system.

**Status:** Staff is contacting various consulting companies and vendors to discuss and analyze available electronic Plan Check systems to develop a scope of work for the preliminary project phase.

**Pipeline Integrity Program**

**File No.:** M25-103

**Description:** Implement Resolution No. 1525 Replacement of Assets.

**Status:** Since its inception in 2015, the Pipeline Integrity Program has been implemented by staff to use pipeline condition, rather than pipeline age, to prioritize pipeline replacements. The current and previous fiscal year's progress is described in this report. In Fiscal Year 2024 (FY24), the Pipeline Integrity Program Consultant reviewed mainline break data from FY22 and FY23 and recommended condition assessment for pipeline groups with break thresholds that exceed the standards of Resolution No. 1525. These recommendations were presented to the Board in September 2023. Based on the recommendations, Staff negotiated a proposal for ePulse condition assessment of 2.2 miles of AC pipe. The field work was completed in May 2024 and the report was received in July 2024. The results of the condition assessment were reviewed by the Pipeline Integrity Program Consultant. The consultant's report was received in October 2024 was reviewed by staff. No AC pipelines were recommended in the report. Additionally, MWDOC staff performed 100 miles of Leak Detection in May and June 2024. The final leak detection report was received in June 2024 and no mainline leaks were reported.

**MESA WATER AND OTHER AGENCY PROJECTS STATUS REPORT**  
**December 2024**

Staff is evaluating the feasibility of a condition assessment technology for small diameter metal pipelines.

**Mesa Water Education Center Flagpole**

**File No.:** M25-104

**Description:** Evaluate the most appropriate location and height of the flagpole at the MWRF. Then execute the construction of the selected flagpole.

**Status:** Staff is contacting design consultants and flagpole contractors to discuss flagpole options to develop a scope of work for a preliminary design report.

**Mesa Water Reliability Facility Electric Vehicle Charging Station**

**File No.:** M25-105

**Description:** Conduct a feasibility study and preliminary cost estimate of constructing electric vehicle (EV) charging stations at the Mesa Water® Reliability Facility (MWRF).

**Status:** Staff is currently working with consulting companies and vendors to develop a feasibility report.

# Water Quality Call Report

## November 2024

**Date:** 11/19/2024  
**Source:** Phone/Visit  
**Address:** 350 Hanover Drive  
**Description:** Customer reported having black particles in the water throughout the house.  
**Outcome:** During a field visit, staff checked the water at the front hose bib and no black particles were present. However, when staff checked the kitchen sink, black particulates were present. Staff shared potential internal plumbing issues that may cause these particles to be present in the water. The customer was pleased with the site visit and said he thoroughly enjoys the water Mesa Water provides.



*Dedicated to  
Satisfying our Community's  
Water Needs*

## MEMORANDUM

TO: Board of Directors  
FROM: Kaitlyn Norris, Public Affairs Specialist  
DATE: December 11, 2024  
SUBJECT: Outreach Update

---

### RECOMMENDATION

Receive and file the Outreach Update.

### STRATEGIC PLAN

Goal #4: Increase favorable opinion of Mesa Water.

### PRIOR BOARD ACTION/DISCUSSION

This item is provided monthly at a Mesa Water District (Mesa Water®) Board of Directors meeting.

### DISCUSSION

Mesa Water's outreach program aims to connect the District with its constituents in order to achieve Goal #4 of the Board of Directors' (Board) Strategic Plan. Outreach activities are also designed to achieve the Strategic Plan goals related to customer service and/or regional water issues involvement by educating and informing the District's constituents about Mesa Water, water issues, and water in general. Mesa Water's constituents include external audiences, such as customers, community members, elected officials, industry colleagues, media, water districts and special districts – as well as internal audiences, such as staff, retirees and Board members.

### Upcoming Fiscal Year 2025 Events

1. **Children's Water Education Festival** – Wednesday-Thursday, April 23-24, 2025, Oak Canyon Park - 5305 Santiago Canyon Road, Silverado, CA 92676

The benefits of Mesa Water's outreach program include:

- Informing constituents about Southern California's perpetual drought, the historical drought facing California, and the importance of developing local and cost-effective sources of safe, reliable water for Mesa Water's service area and the region at large;
- Educating constituents about the importance of water and water stewardship, in order to sustain Southern California's population, quality of life, business, and economy;
- Educating constituents about Mesa Water's stewardship of ratepayer funds and financial responsibility to fund, invest in, and save for the current and future provision of safe and reliable water for the District's service area;
- Informing constituents of the District's infrastructure improvements to ensure water quality and water reliability for its service area;



- Learning from constituents and evolving as a well-informed Board of Directors;
- Promoting water use efficiency to Mesa Water's customers and community members to help them save water, money, and the environment;
- Ensuring, for public health and safety reasons, that Mesa Water customers and community members identify the District as their water provider and as the source of information about water in emergency situations;
- Supporting Mesa Water's service area as an actively involved participant in programs that provide added value and benefits to the community;
- Informing the media of Mesa Water's activities that benefit the District's customers and community;
- Empowering Mesa Water's Board and staff with information that will help them provide the best possible service to the District's customers and community members; and,
- Strengthening Mesa Water's industry relations to provide opportunities for improving the District's business and operations -- including the areas of financial and human resources strength, infrastructure and technological innovation, and setting/supporting policies that have a positive impact on Mesa Water's service area -- so that the District can continue to provide safe, high-quality, reliable, and affordable water to its customers.

#### FINANCIAL IMPACT

In Fiscal Year 2025, \$1,047,550 is budgeted for Public Affairs Support Services; \$361,110 has been spent to date.

#### ATTACHMENTS

None.

# Payment Listing by Class

11/1/2024 - 11/30/2024

Vendor Name	Check #/Count	Payment Date	Invoice Number	Invoice Description	Payment Amount
<b>CAPITAL</b>					
BRAIN BUILDERS STEM EDUCATION INC	000012758	11/07/24	MW006	M21-250A3 -MAY24 TO SEPT24	\$15,072.16
	000012797	11/14/24	MW007	EDUCATION PROGRAM	\$3,525.00
	<b>2</b>				<b>\$18,597.16</b>
CAROLLO ENGINEERS	000012753	11/07/24	FB57529	M24-104 THRU 8/31/2024	\$183,087.54
	<b>1</b>				<b>\$183,087.54</b>
CASAMAR GROUP, LLC	000012813	11/14/24	13884	M18-100 APR2024	\$424.84
	000012843	11/21/24	14020	M18-100 AUG2024	\$184.47
	<b>2</b>				<b>\$609.31</b>
CREATIVE MAD SYSTEMS, INC. DBA MAD SYSTEMS	000012776	11/07/24	4322	Req: 7166	\$950.00
	<b>1</b>				<b>\$950.00</b>
HDR ENGINEERING INC	000012859	11/21/24	1200665330	4M25-103 JUN3024 THRU SEPT282	\$4,417.00
	000012912	11/27/24	1200672779	M25-103 JUN24 THRU NOV24	\$9,651.00
	<b>2</b>				<b>\$14,068.00</b>
LEE & RO INC	000012741	11/01/24	1272/02	M21-210B2 THRU 9.27.24	\$9,635.00
	000012774	11/07/24	1272/01	M21-210B2 THRU AUG2024	\$17,064.87
	<b>2</b>				<b>\$26,699.87</b>
MURAKAWA COMMUNICATIONS, INC.	000012868	11/21/24	MESA WATER-50	M20-109 JULY2024	\$2,225.00
		11/21/24	MESA WATER-53	M20-109 OCT2024	\$2,000.00
	<b>1</b>				<b>\$4,225.00</b>
PSI WATER TECHNOLOGIES	000012780	11/07/24	INV0008098	M21-210B2 -MAY24	\$5,000.00
		11/07/24	INV0008102	M21-210B2 AUG2024	\$5,000.00
		11/07/24	INV0008103	M21-210B2 - SEPT2024	\$5,000.00
		11/07/24	INV0008100	M21-210B2 JUNE2024	\$5,000.00
		11/07/24	INV0008101	M21-210B2 JULY2024	\$5,000.00
<b>1</b>				<b>\$25,000.00</b>	
SG CREATIVE, LLC	000012873	11/21/24	011	NEWSLETTER	\$690.00
	000012927	11/27/24	012	RATES POSTCARDS	\$920.00

# Payment Listing by Class

11/1/2024 - 11/30/2024

Vendor Name	Check #/Count	Payment Date	Invoice Number	Invoice Description	Payment Amount
	2				<b>\$1,610.00</b>
SONSRAY MACHINERY	000012781	11/07/24	SWO060052-1	BACKHOE MAINTENANCE	\$1,495.68
	1				<b>\$1,495.68</b>
TETRA TECH, INC	000012874	11/21/24	52247883	M18-100	\$13,727.50
	1				<b>\$13,727.50</b>
<b>Total CAPITAL</b>	<b>16</b>				<b>\$290,070.06</b>
<b>CHECK SIGNATURE EXEMPT</b>					
SOUTHERN CALIFORNIA EDISON CO	000012836	11/21/24	4089OCT24	MONTHLY BILLING	\$200,297.81
	1				<b>\$200,297.81</b>
SOUTHERN CALIFORNIA GAS CO	000012743	11/01/24	050608291720C T24	CADILLAC 09.24.24 - 10.24.24	\$50.00
		11/01/24	052007990040C T24	ORANGE 09.18.24 - 10.18.24	\$4,030.61
		11/01/24	085208130000C T24	PLACENTIA 09.20.24 - 10.22.24	\$52.84
		11/01/24	089408130020C T24	PLACENTIA 09.20.24 - 10.22.24	\$1,160.52
	000012925	11/27/24	05200799004N OV24	10/18 - 11/19/24	\$4,591.57
		11/27/24	08520813000N OV24	09/20 - 10/22/24 08520813000	\$52.84
		11/27/24	08940813002N OV24	08940813002 09/20 - 10/22/24	\$1,160.52
	2				<b>\$11,098.90</b>
<b>Total CHECK SIGNATURE EXEMPT</b>	<b>3</b>				<b>\$211,396.71</b>
<b>DEPARTMENT EXPENSE</b>					
4 IMPRINT	000012817	11/14/24	13104540	WORKWEAR	\$1,936.05
		11/14/24	13153517	WORK WEAR	\$112.29
	1				<b>\$2,048.34</b>
ACWA	000012726	11/01/24	2025ANNUAL	2025 ANNUAL DUES	\$29,795.00
	1				<b>\$29,795.00</b>
ACWA JOINT POWERS INSURANCE AUTHORITY	000012833	11/21/24	0000000085	LIABILITY	\$21,345.00
		11/21/24	7181DEC2024	MONTHLY EAP	\$146.32
		11/21/24	609	ANNUAL LIABILITY	\$230,624.67
	1				<b>\$252,115.99</b>
CALPERS BENEFIT PAYMENTS	0199643	11/05/24	1000000177099 40	NOV24 COVERAGE	\$7,116.68



# Payment Listing by Class

11/1/2024 - 11/30/2024

Vendor Name	Check #/Count	Payment Date	Invoice Number	Invoice Description	Payment Amount
CALPERS BENEFIT PAYMENTS	0199644	11/05/24	100000017709934	NOV24 PREMIUM	\$50,012.14
	0199649	11/19/24	110624	CHECK DATE 11.06.24	\$15,221.48
	0199650	11/19/24	110624	CHECK DATE 11.06.24	\$26,667.02
	0199655	11/22/24	100000017723008	PEPRA ACCURRED LIABILITY	\$664.50
	0199657	11/22/24	100000017722998	CLASSIC ACCURE LIABILITY	\$104,505.92
	<b>6</b>				
COLONIAL LIFE & ACCIDENT INS	000012732	11/01/24	88923331102298	10.24.24 STATEMENT	\$137.72
	000012848	11/21/24	88923331116353	11.16.24 STATEMENT	\$137.72
	000012943	11/27/24	88923331130395	E8892333	\$137.72
	<b>3</b>				
COSTA MESA CHAMBER OF COMMERCE	000012733	11/01/24	17717	Req: 7137	\$500.00
	<b>1</b>				
DATCO	000012851	11/21/24	11-257620	DOT PROGRAM	\$40.00
	<b>1</b>				
FIRST BANKCARD	0199656	11/22/24	103124	OCTOBER CHARGES	\$19,073.05
	<b>1</b>				
GUARDIAN	000012736	11/01/24	430941NOV24	NOVEMBER BILLING	\$5,610.80
	<b>1</b>				
NEOGOV, INC	000012917	11/27/24	INV-44655	SOFTWARE LICENSE	\$4,350.74
		11/27/24	INV-44649	JOB POSTING	\$1,312.94
	<b>1</b>				
TASC	000012824	11/14/24	IN3259178	FEES OCT2024	\$121.50
	<b>1</b>				
TRACKER, A DIVISION OF C2, LLC	000012746	11/01/24	24-0000-186-Q3	ACCOUNTING AND REPORTING SERVI	\$1,650.00
	<b>1</b>				
ULTIMATE STAFFING SERVICES	000012784	11/07/24	16206689	TEMPORARY HELP FOR FINANCE	\$2,364.40
		11/07/24	16214017	TEMPORARY HELP FOR FINANCE	\$2,246.18
	000012876	11/21/24	16206690	TEMP HELP	\$1,794.87
	<b>2</b>				

# Payment Listing by Class

11/1/2024 - 11/30/2024

Vendor Name	Check #/Count	Payment Date	Invoice Number	Invoice Description	Payment Amount
VISION SERVICE PLAN - (CA)	000012787	11/07/24	821505763	NOVEMBER COVERAGE	\$1,086.78
	000012934	11/27/24	821703897	DEC 2024	\$1,069.32
	<b>2</b>				<b>\$2,156.10</b>
<b>Total DEPARTMENT EXPENSE</b>	<b>23</b>				<b>\$529,780.81</b>
<b>FINANCIAL OBLIGATIONS</b>					
US BANK	000012750	11/01/24	7409880	MESA WD 2017 COP AND 2017 ESC	\$4,400.00
	<b>1</b>				<b>\$4,400.00</b>
<b>Total FINANCIAL OBLIGATIONS</b>	<b>1</b>				<b>\$4,400.00</b>
<b>GENERAL AND ADMINISTRATIVE</b>					
24 CARROTS CATERING	000012752	11/01/24	126160	CATERING SERVICE	\$725.81
	000012887	11/21/24	126158	CATERING SERVICES	\$447.03
	<b>2</b>				<b>\$1,172.84</b>
360GT LLC	000012886	11/21/24	455	WEBSITE SERVICE FEE	\$3,000.00
	<b>1</b>				<b>\$3,000.00</b>
ABATIX CORP	000012794	11/14/24	8627035	SAFETY SUPPLIES	\$954.04
	<b>1</b>				<b>\$954.04</b>
ADVANCED CHEMICAL TRANSPORT, INC.	000012795	11/14/24	597632	HAZARDOUS WASTE DISPOSAL	\$316.11
		11/14/24	597635	HAZARDOUS WASTE DISPOSAL	\$316.11
		11/14/24	597633	HAZARDOUD WASTE DISPOSAL	\$316.11
	000012837	11/21/24	600102	WASTE DISPOSAL SERVICE	\$416.97
		11/21/24	600631	WASTE DISPOSAL SERVICE	\$3,840.81
	<b>2</b>				<b>\$5,206.11</b>
AGNEW MULTILINGUAL	000012838	11/21/24	22852	TRANSLATION SERVICES	\$252.00
		11/21/24	22853	TRANSLATION SERVICES	\$248.33
	<b>1</b>				<b>\$500.33</b>
AT&T	000012891	11/27/24	000022584128	9391080870 10/11/24 - 11/10/24	\$339.16
		11/27/24	000022386523	9391055284 09/01 - 09/30/24	\$4,335.77

# Payment Listing by Class

11/1/2024 - 11/30/2024

Vendor Name	Check #/Count	Payment Date	Invoice Number	Invoice Description	Payment Amount
AT&T	000012891	11/27/24	000022387381	9391061444 09/01 - 09/30/24	\$408.60
		11/27/24	000022417978	9391080870 09/11 - 10/10/24	\$338.49
		11/27/24	000022491878	9391037304 09/25 - 10/24/24	\$320.63
		11/27/24	287295684390X 101624	287295684390 09/09 - 10/08/24	\$498.89
	<b>1</b>				<b>\$6,241.54</b>
AT&T MOBILITY	000012892	11/27/24	287306005081X 111524	11/08 - 12/07/24	\$438.74
		11/27/24	287306005081X 101524	10/08 - 11/07/24	\$454.34
	<b>1</b>				<b>\$893.08</b>
BC TRAFFIC SPECIALIST	000012757	11/07/24	059005	K-RAIL INSTALL	\$5,241.37
	<b>1</b>				<b>\$5,241.37</b>
BLUE VIOLET NETWORKS	000012895	11/27/24	S76893	DISTRICT SECURITY SYSTEM	\$27,305.24
	<b>1</b>				<b>\$27,305.24</b>
BLUECOSMO SATELLITE COMMUNICATIONS	000012728	11/01/24	BU01727294	10.21.24 - 11.20.24	\$103.00
	000012894	11/27/24	BU01735578	11/21 - 12/20/24	\$106.49
	<b>2</b>				<b>\$209.49</b>
BOLLAND AND ASSOCIATES	000012841	11/21/24	240309	REGULATORY CONSULTING	\$1,900.00
	<b>1</b>				<b>\$1,900.00</b>
BRENDA DEELEY PR LLC	000012798	11/14/24	1607	PUBLIC RELATIONS	\$10,000.00
	<b>1</b>				<b>\$10,000.00</b>
BRIAN DUNCAN	000012885	11/21/24	CHEQ00099008 432	08711701 Overpayment	\$600.00
	<b>1</b>				<b>\$600.00</b>
BSI AMERICA PROFESSIONAL SERVICES INC.	000012729	11/01/24	100616	SUPPORT SERVICES	\$25,041.50
	000012799	11/14/24	100790	SUPPORT SERVICES	\$10,564.00
	<b>2</b>				<b>\$35,605.50</b>
CALIFORNIA ADVOCATES INC.	000012760	11/07/24	24713	PROFESSIONAL SERVICES	\$7,700.00
	<b>1</b>				<b>\$7,700.00</b>
CANON FINANCIAL SERVICES, INC.	000012842	11/21/24	36369173	ANNUAL LEASE	\$2,000.93
	<b>1</b>				<b>\$2,000.93</b>
CCS ORANGE COUNTY JANITORIAL INC.	000012849	11/21/24	664623	JANITORIAL SERVICE	\$4,095.00

# Payment Listing by Class

11/1/2024 - 11/30/2024

Vendor Name	Check #/Count	Payment Date	Invoice Number	Invoice Description	Payment Amount
CCS ORANGE COUNTY JANITORIAL INC.	000012849	11/21/24	82798586	JANITORIAL SUPPLIES	\$993.58
	000012906	11/27/24	668458	JANITORIAL SERVICE	\$4,095.00
	<b>2</b>				<b>\$9,183.58</b>
CITY OF SANTA ANA	000012847	11/21/24	6-3614.300OCT24	WATER BILLING	\$192.08
		11/21/24	3-5776.303	WATER BILLING	\$196.40
		11/21/24	3-5821.304OCT24	WATER BILLING	\$401.50
	<b>1</b>				<b>\$789.98</b>
CITY OF TUSTIN	000012904	11/27/24	2025	Req: 7228	\$250.00
	<b>1</b>				<b>\$250.00</b>
COLLEAGUE LLC	000012905	11/27/24	1079	MANAGER SEARCH	\$8,551.90
	<b>1</b>				<b>\$8,551.90</b>
COSTCO WHOLESALE	000012850	11/21/24	111824	TURKEYS	\$1,088.32
	<b>1</b>				<b>\$1,088.32</b>
DANIEL NOLL	000012792	11/07/24	CHEQ00099008 424	30002074 Cheque Deposits 30002	\$56.30
	<b>1</b>				<b>\$56.30</b>
EMPLOYEE RELATIONS INC	000012853	11/21/24	98006	DMV AND CREDIT CHECK	\$24.66
	<b>1</b>				<b>\$24.66</b>
EMPOWER	0199645	11/12/24	110624 LOAN	CHECK DATE 11.6.24 LOAN	\$225.59
	0199646	11/12/24	110624 401A	CHECK DATE 11.6.24 401A	\$325.98
	0199647	11/12/24	110624 MATCH	CHECK DATE 11.6.24 MATCH	\$10,324.99
	0199648	11/12/24	110624 457	CHECK DATE 11.6.24 457	\$21,773.73
	0199651	11/22/24	112024 LOAN	CHECK DATE 11.20.24 LOAN	\$225.59
	0199652	11/22/24	112024 401A	CHECK DATE 11.20.24 401A	\$325.98
	0199653	11/22/24	112024 MATCH	CHECK DATE 11.20.24 MATCH	\$11,778.75
	0199654	11/22/24	112024 457	CHECK DATE 11.20.24 457	\$22,227.49
	<b>8</b>				<b>\$67,208.10</b>
FRONTIER COMMUNICATIONS	000012735	11/01/24	81794-5OCT24	081794 10.13.24 11.12.24	\$102.23

# Payment Listing by Class

11/1/2024 - 11/30/2024

Vendor Name	Check #/Count	Payment Date	Invoice Number	Invoice Description	Payment Amount
	1				\$102.23
FULL CIRCLE RECYCLING	000012910	11/27/24	30281	RECYCLING SERVICES	\$133.50
	1				\$133.50
GALLUP, INC.	000012766	11/07/24	100129941	EMPLOYEE SURVEYS	\$700.00
	1				\$700.00
GRAFIX SYSTEMS	000012768	11/07/24	33145	PRINTING MATERIALS	\$992.20
	1				\$992.20
HAZEN AND SAWYER	000012769	11/07/24	M21210B2-8	M21-210B2 SEPT2024	\$5,355.00
	000012911	11/27/24	0000009	OUTSOURCED CONSTRUCTION	\$6,327.50
	2				\$11,682.50
HEDY WERTENBROEK	000012791	11/07/24	CHEQ00099008 426	02005700 Cheque Deposits 02005	\$125.66
	1				\$125.66
INFOSEND INC	000012738	11/01/24	273199	PRINTING AND MAILING	\$1,449.39
		11/01/24	259096	PRINTING AND MAILING	\$1,617.79
		11/01/24	264769	SHIPPING AND MAILING	\$2,258.70
		11/01/24	268964	PRINTING AND MAILING	\$1,057.09
		11/01/24	271782	PRINTING AND MAILING	\$1,682.82
	000012771	11/07/24	273471	PRINT AND MATERIALS BILLING	\$1,433.31
		11/07/24	273674	PRINT AND MATERIALS BILLING	\$1,486.93
	000012913	11/27/24	271254	MARKETING	\$26,078.20
		11/27/24	275282	MARKETING	\$1,319.34
		11/27/24	274855	MARKETING	\$1,302.82
		11/27/24	275018	MARKETING	\$5,520.90
	3				\$45,207.29
JACK ANTHONY CANCELLIERI	000012883	11/21/24	CHEQ00099008 434	30001331 overpayment	\$79.65
	1				\$79.65
JOHN G COWIE	000012884	11/21/24	11182024	CHEQ00099008436	\$196.54
	1				\$196.54

# Payment Listing by Class

11/1/2024 - 11/30/2024

Vendor Name	Check #/Count	Payment Date	Invoice Number	Invoice Description	Payment Amount	
JOHN ROBINSON CONSULTING, INC.	000012914	11/27/24	MW202401-08	PROFESSIONAL SERVICES	\$16,417.50	
	<b>1</b>				<b>\$16,417.50</b>	
JOHNSON SERVICE GROUP, INC.	000012739	11/01/24	JT000578546	TEMP HELP	\$899.90	
		11/01/24	JT000578547	TEMP HELP	\$1,137.00	
		11/01/24	JT000579708	TEMP HELP	\$1,137.00	
	000012772	11/07/24	JT000579707	TEMPORARY DEPARTMENT ASSISTANT	\$840.90	
		11/07/24	JT000580870	TEMPORARY DEPARTMENT ASSISTANT	\$1,129.37	
		11/07/24	JT000580871	TEMPORARY OFFICE ASSISTANT	\$1,137.00	
	000012862	11/21/24	JT000575262	TEMP HELP	\$836.84	
		11/21/24	JT000576936	TEMP HELP	\$889.54	
		11/21/24	JT000583934	TEMP HELP	\$1,052.58	
		11/21/24	JT000585764	TEMP HELP	\$733.93	
		11/21/24	JT000573827	TEMP HELP	\$867.02	
	<b>3</b>				<b>\$10,661.08</b>	
	KIA FINANCE	000012773	11/07/24	2315318179NO V24	NOV24 LEASE PMT	\$944.06
		<b>1</b>				<b>\$944.06</b>
	KLEEN KRAFT SERVICES	000012740	11/01/24	1192326	UNIFORM RENTAL AND LAUNDRY	\$443.19
000012818		11/14/24	1193000	UNIFORM RENTAL	\$443.19	
		11/14/24	1193684	UNIFORM RENTAL	\$443.19	
000012863		11/21/24	1194385	UNIFORM AND LAUNDRY SERVICES	\$443.19	
000012915		11/27/24	1195078	UNIFORM AND LAUNDRY	\$477.27	
		11/27/24	S1194307	UNIFORM AND LAUNDRY	\$1,299.13	
<b>4</b>				<b>\$3,549.16</b>		
LA CONSULTING INC	000012864	11/21/24	0015679	AUDIT SUPPORT	\$14,944.90	
	<b>1</b>				<b>\$14,944.90</b>	
LANCE, SOLL, & LUNGHARD LLP	000012865	11/21/24	65355	AUDITING SERVICES	\$4,110.00	
	<b>1</b>				<b>\$4,110.00</b>	
LEWIS CONSULTING GROUP	000012775	11/07/24	2024-119	GOVERNMENT RELATIONS SERVICES	\$3,000.00	

# Payment Listing by Class

11/1/2024 - 11/30/2024

Vendor Name	Check #/Count	Payment Date	Invoice Number	Invoice Description	Payment Amount
	<b>1</b>				<b>\$3,000.00</b>
LIEBERT CASSIDY WHITMORE	000012819	11/14/24	277613	LEGAL SERVICES	\$180.00
	<b>1</b>				<b>\$180.00</b>
MOUSE GRAPHICS	000012867	11/21/24	466547	MEDIA	\$1,983.52
	<b>1</b>				<b>\$1,983.52</b>
NATURE CARE	000012778	11/07/24	30540	LANDSCAPE MAINTENANCE NOV24	\$5,198.00
	000012869	11/21/24	29643	TREE SERVICES	\$3,924.00
	000012916	11/27/24	30829	LANDSCAPING SERVICE	\$2,096.64
		11/27/24	29774	LANDSCAPING SERVICES	\$22,089.65
		11/27/24	30742	LANSCAPING CONTRACT	\$525.00
	<b>3</b>				<b>\$33,833.29</b>
ORANGE COUNTY FIRE AUTHORITY	000012822	11/14/24	S0516797	8.29.24 SERVICE	\$509.30
	<b>1</b>				<b>\$509.30</b>
ORANGE COUNTY TREASURER - TAX COLLECTOR	000012919	11/27/24	422-301-03-2024	2024-25 PROPERTY TAX	\$1,751.26
		11/27/24	140-042-11-2024	2024-25 PROPERTY TAX	\$11.21
		11/27/24	STCS002597	10/01/24 - 12/31/24	\$736.26
	<b>1</b>				<b>\$2,498.73</b>
PLANETBIDS, LLC	000012921	11/27/24	1023715	ANNUAL LICENCE	\$11,384.06
	<b>1</b>				<b>\$11,384.06</b>
PLANTE & MORAN, PLLC	000012793	11/14/24	10332309	INTERNAL CONTROL ASSESSMENT	\$8,968.75
		11/14/24	10332312	AP CONSULTING SERVICES	\$35,092.50
	000012870	11/21/24	10334825	TEMP COACHING	\$840.00
	000012920	11/27/24	10346401	CIS SUPPORT	\$16,140.50
	<b>3</b>				<b>\$61,041.75</b>
PRO TRAFFIC SERVICES, INC.	000012923	11/27/24	221592	TRAFFIC CONTROL PLANS	\$2,910.00
	<b>1</b>				<b>\$2,910.00</b>
RALPH ANDERSEN & ASSOCIATES	000012924	11/27/24	INV-04879	COMPENSATION SERVICES	\$750.00
		11/27/24	INV-04905	COMPENSATION SERVICES	\$1,500.00

# Payment Listing by Class

11/1/2024 - 11/30/2024

Vendor Name	Check #/Count	Payment Date	Invoice Number	Invoice Description	Payment Amount
RALPH ANDERSEN & ASSOCIATES	000012924	11/27/24	INV-04965	SALARY SURVEY SERVICES	\$500.00
	<b>1</b>				<b>\$2,750.00</b>
RED WING BUSINESS ADVANTAGE ACCT	000012742	11/01/24	2024102400998 6	SAFETY SHOES	\$400.00
	000012871	11/21/24	2024110700998 6	SAFETY BOOTS	\$362.62
	<b>2</b>				<b>\$762.62</b>
RELIABLE WATER SOLUTIONS	000012835	11/21/24	SI901895	MAINTENANCE	\$46,675.00
	<b>1</b>				<b>\$46,675.00</b>
STEPHANIE SHIELDS	000012790	11/07/24	CHEQ00099008 425	30000477 Cheque Deposits 30000	\$506.98
	<b>1</b>				<b>\$506.98</b>
THE CERTIF-A-GIFT COMPANY	000012844	11/21/24	1901114	GIFT BOOKLETS	\$592.63
	<b>1</b>				<b>\$592.63</b>
THEODORE ROBINS FORD	000012825	11/14/24	C16313	FLEET MAINTENANCE	\$1,110.71
		11/14/24	C16538	FLEET MAINTENANCE	\$371.62
		11/14/24	C16467	FLEET MAINTENANCE	\$827.17
	<b>1</b>				<b>\$2,309.50</b>
TIME WARNER CABLE	000012745	11/01/24	1888856011014 24	188885601 10.19.24 - 11.18.24	\$2,248.00
	<b>1</b>				<b>\$2,248.00</b>
TRIAD BELLOWS DESIGN AND MANUFACTURING	000012747	11/01/24	16991	SUPPLIES	\$1,187.41
	<b>1</b>				<b>\$1,187.41</b>
ULINE	000012749	11/01/24	184354826	SUPPLIES AND MATERIALS	\$1,694.04
	000012783	11/07/24	184771151	MATERIALS AND SUPPLIES	\$1,525.95
	000012827	11/14/24	184634978	SUPPLIES AND MATERIALS	\$91.59
	000012875	11/21/24	185413449	MATERIALS AND SUPPLIES	\$3,742.22
	000012930	11/27/24	185726800	MATERIALS AND SUPPLIES	\$1,076.33
	<b>5</b>				<b>\$8,130.13</b>
UNIVERSAL WASTE SYSTEMS, INC	000012785	11/07/24	0003412783	TRASH SERVICE	\$151.10
	<b>1</b>				<b>\$151.10</b>



# Payment Listing by Class

11/1/2024 - 11/30/2024

Vendor Name	Check #/Count	Payment Date	Invoice Number	Invoice Description	Payment Amount
UNUM	000012877	11/21/24	042056-0016DEC24	MONTHLY BILLING	\$4,893.20
	1				\$4,893.20
VANGUARD UNIVERSITY	000012932	11/27/24	MUCHR2024.04	Req: 7224	\$2,750.00
	1				\$2,750.00
VERIZON COMMUNICATIONS INC.	000012828	11/14/24	314000062203	VEHICHL E GPS, SD, & DASHCAM	\$1,501.15
	000012933	11/27/24	352000056955	MICRO SD CARD	\$5.93
	2				\$1,507.08
VERIZON WIRELESS	000012786	11/07/24	9976895306	8902 9.22.24 - 10.21.24	\$1,422.63
	1				\$1,422.63
VONAGE HOLDINGS CORPORATION	000012788	11/07/24	2328209	907011 NOV24 CHARGES	\$13,258.68
	1				\$13,258.68
VORTEX INDUSTRIES, INC	000012829	11/14/24	09-1773783	GATE AND DOOR MAINTENANCE	\$575.30
	1				\$575.30
WASTE MANAGEMENT OF OC	000012789	11/07/24	7965781-0149-8	TRASH COLLECTION SERVICE	\$708.66
	000012880	11/21/24	7966644-0149-7	TRASH COLLECTION	\$708.66
	000012936	11/27/24	0471505-2884-3	TRASH COLLECTION	\$1,780.53
		11/27/24	7966796-0149-5	TRASH COLLECTION	\$10.63
	3				\$3,208.48
WATERWISEPRO TRAINING LLC	000012831	11/14/24	2024-14	EXAM PREP COURSE	\$6,300.00
	1				\$6,300.00
WE SAVE BEES	000012881	11/21/24	14609	BEE REMOVAL	\$275.00
	1				\$275.00
ZAYO GROUP LLC	000012832	11/14/24	2024110035347	CONNECT CIRCUIT	\$2,383.62
	1				\$2,383.62
<b>Total GENERAL AND ADMINISTRATIVE</b>	<b>100</b>				<b>\$524,757.59</b>
<b>PROJECT REFUNDS</b>					
161 CECIL PLACE LLC	000012811	11/14/24	C0378-23-01B	Req: 7187	\$1,025.00
	1				\$1,025.00
1750 NEWPORT BLVD, CM LLC	000012941	11/27/24	C0234-22-01B	Req: 7185	\$3,906.00
	1				\$3,906.00
925 W. 18TH ST LLC	000012939	11/27/24	C0122-20-01R	Req: 7095	\$1,192.67

# Payment Listing by Class

11/1/2024 - 11/30/2024

Vendor Name	Check #/Count	Payment Date	Invoice Number	Invoice Description	Payment Amount
925 W. 18TH ST LLC	000012939	11/27/24	C0122-20-01B	Req: 7173	\$4,450.00
	1				\$5,642.67
ALAN NICOLETTE & CINDY NICOLETTE	000012896	11/27/24	C0056-18-01B	Req: 7188	\$1,000.00
	1				\$1,000.00
ALLISON MANN	000012731	11/01/24	C0348-23-01R	Req: 7142	\$1,905.83
	1				\$1,905.83
BANYAN CONSTRUCTION SERVICES, LLC	000012809	11/14/24	C0314-23-01B	Req: 7203	\$1,500.00
	1				\$1,500.00
Brandon & Angela Hall	000012807	11/14/24	C0302-23-01B	Req: 7201	\$1,000.00
	1				\$1,000.00
City of Costa Mesa	000012730	11/01/24	C0013-21-01R	Req: 7136	\$14,483.96
	1				\$14,483.96
COLCHESTER INVESTMENTS LLC	000012900	11/27/24	C0327-23-01B	Req: 7178	\$3,432.00
	1				\$3,432.00
Commonwealth Commercial Group, LLC.	000012810	11/14/24	C0328-23-01B	Req: 7204	\$2,665.00
	1				\$2,665.00
DeNOVA HOMES, INC.	000012888	11/27/24	C0012-17-02R	Req: 7226	\$46,392.12
	1				\$46,392.12
HARRY CIPOLLA	000012942	11/27/24	C0246-22-01B	Req: 7186	\$1,675.00
	1				\$1,675.00
HMH TRANS INC. HARUTYUN ARABAJYAN	000012812	11/14/24	C0390-23-01B	Req: 7180	\$1,735.00
	1				\$1,735.00
JRM CONSTRUCTION WEST, LLC	000012938	11/27/24	C0070-23-02R	Req: 7096	\$505.17
	1				\$505.17
JUSTIN GILLETT	000012804	11/14/24	C0247-22-01B	Req: 7184	\$1,200.00
	1				\$1,200.00
LYCURGUS INVESTMENTS, LLC	000012808	11/14/24	C0303-23-01B	Req: 7202	\$2,545.00
	1				\$2,545.00
MELIA HOMES INC.	000012902	11/27/24	C2204 MELHOR	Req: 7218	\$39,434.58
	1				\$39,434.58
Miguel A Baeza	000012805	11/14/24	C0269-22-01B	Req: 7182	\$2,005.00
	1				\$2,005.00

# Payment Listing by Class

11/1/2024 - 11/30/2024

Vendor Name	Check #/Count	Payment Date	Invoice Number	Invoice Description	Payment Amount
MR. SCOTT A ASTON	000012898	11/27/24	C0261-22-01	Req: 7177	\$1,993.00
	1				<b>\$1,993.00</b>
MV EAST II, LLC.	000012800	11/14/24	C0037-18-01B	Req: 7189	\$2,155.00
	1				<b>\$2,155.00</b>
PAM CANFIELD	000012940	11/27/24	C0174-20-01B	Req: 7176	\$1,000.00
	1				<b>\$1,000.00</b>
PLANET HOME HOUSING POOL 1 LLC	000012903	11/27/24	C2236 PATLYR	Req: 7217	\$6,729.56
	1				<b>\$6,729.56</b>
PSA FUND, LLC	000012806	11/14/24	C0298-23-01B	Req: 7200	\$1,000.00
	1				<b>\$1,000.00</b>
Richard Simpson	000012759	11/07/24	C0177-21-01R	Req: 7135	\$492.67
	1				<b>\$492.67</b>
Scott Yang c/o 1966 Wallace LLC.	000012802	11/14/24	C0138-20-01B	Req: 7174	\$1,500.00
	1				<b>\$1,500.00</b>
SOUTH COAST PLAZA	000012937	11/27/24	C0070-23-01B	Req: 7198	\$1,824.00
		11/27/24	C0070-23-01R	Req: 7130	\$6,050.14
	1				<b>\$7,874.14</b>
TAYLOR MORRISON OF CALIFORNIA, LLC. (SCA)	000012889	11/27/24	C2149R	Req: 7220	\$116,744.48
	1				<b>\$116,744.48</b>
THE LAB LP	000012897	11/27/24	C258-22-01B	Req: 7183	\$2,229.00
	1				<b>\$2,229.00</b>
THE OLSON COMPANY	000012801	11/14/24	C0092-19-01B	Req: 7172	\$8,050.10
	1				<b>\$8,050.10</b>
TRANG THU DANG	000012899	11/27/24	C0292-23-01B	Req: 7199	\$1,000.00
	1				<b>\$1,000.00</b>
Vikram Jhala	000012803	11/14/24	C0140-20-01B	Req: 7175	\$1,000.00
	1				<b>\$1,000.00</b>
WALKER AND ZANGER, LLC.	000012901	11/27/24	C0369-23-01B	Req: 7179	\$4,259.00
	1				<b>\$4,259.00</b>
<b>Total PROJECT REFUNDS</b>	<b>32</b>				<b>\$288,079.28</b>
<b>RETIREE CHECKS</b>					
COLEEN L MONTELEONE	000012761	11/07/24	110524	MONTHLY STIPEND	\$233.00
	1				<b>\$233.00</b>
DIANA LEACH	000012762	11/07/24	110524	MONTHLY STIPEND	\$268.53

# Payment Listing by Class

11/1/2024 - 11/30/2024

Vendor Name	Check #/Count	Payment Date	Invoice Number	Invoice Description	Payment Amount
	1				\$268.53
<b>Total RETIREE CHECKS</b>	<b>2</b>				<b>\$501.53</b>
<b>UNASSIGNED VENDORS</b>					
EAGLE COMMUNICATIONS	000012763	11/07/24	726325	MOBILE RADIO	\$2,618.94
		11/07/24	726320	MOBILE RADIO	\$2,618.94
	1				\$5,237.88
<b>Total UNASSIGNED VENDORS</b>	<b>1</b>				<b>\$5,237.88</b>
<b>VARIOUS</b>					
AMAZON BUSINESS	000012727	11/01/24	1JVW-W9XQ-16QT	OFFICE SUPPLIES	\$175.76
		11/01/24	1NPC-JQWY-3RTX	OFFICE SUPPLIES	\$289.90
		11/01/24	13DH-CFF7-GD44	OFFICE SUPPLES	\$37.28
		11/01/24	16V1-4WW9-PLDN	OFFICE SUPPLIES	\$20.46
		11/01/24	1FD4-H11V-QKM7	OFFICE SUPPLIES	\$47.94
		11/01/24	1GY3-HMN9-6QV3	OFFICE SUPPLIES	\$202.12
		11/01/24	1LQJ-61CP-VNPH	OFFICE SUPPLIES	\$47.99
		11/01/24	1QW9-FMKJ-JG9V	OFFICE SUPPLIES	\$54.39
	000012796	11/14/24	1M1Y-TQJV-3XCW	OFFICE SUPPLIES	\$56.44
		11/14/24	1YVP-41LJ-3K71	OFFICE SUPPLIES	\$17.65
	000012839	11/21/24	191C-G7MD-C7YK	OFFICE SUPPLIES	\$19.38
		11/21/24	1D7P-HWWR-FCMF	OFFICE SUPPLIES	\$68.60
		11/21/24	1N7V-TQVM-CKLJ	OFFICE SUPPLIES	\$31.22
		11/21/24	1X1G-NWKY-V9LK	IT SUPPLIES	\$122.98
		11/21/24	1XG9-3HLK-9CHK	OFFICE SUPPLIES	\$61.24
		11/21/24	1YN3-DWR7-3HMV	OFFICE SUPPLIES	\$8.61
		11/21/24	19YX-7RWX-4YY3	IT SUPPLIES	\$129.24

# Payment Listing by Class

11/1/2024 - 11/30/2024

Vendor Name	Check #/Count	Payment Date	Invoice Number	Invoice Description	Payment Amount
AMAZON BUSINESS	000012839	11/21/24	1FQY-HWJD-1NYR	OFFICE SUPPLIES	\$233.05
		11/21/24	1RXV-T9FD-C9H9	OFFICE SUPPLIES	\$112.44
	000012890	11/27/24	1X4K-7K9V-FVH1	OFFICE SUPPLIES	\$233.01
	<b>4</b>				<b>\$1,969.70</b>
CITADEL ENVIRONMENTAL SERVICES INC	000012846	11/21/24	0036132	PROFESSIONAL SERVICES	\$4,760.00
		<b>1</b>			
COSTA MESA LOCK & KEY	000012907	11/27/24	0000140492	SERVICE CALL	\$225.58
		11/27/24	0000140479	SERVICE CALL	\$135.00
	<b>1</b>				<b>\$360.58</b>
DION & SONS, INC	000012852	11/21/24	837760	FUEL	\$2,170.89
		11/21/24	837761	FUEL	\$10,795.36
	<b>1</b>				<b>\$12,966.25</b>
ELITE EQUIPMENT	000012908	11/27/24	51658	PREVENTATIVE MAINTENANCE	\$290.11
		11/27/24	51659	PREVENTATIVE MAINTENANCE	\$257.63
		11/27/24	51657	MAINTENANCE AND REPAIR	\$320.22
	<b>1</b>				<b>\$867.96</b>
FEDERAL EXPRESS CORPORATION	000012734	11/01/24	8-653-80726	SHIPPING AND MAILING	\$87.32
	000012764	11/07/24	8-660-57347	SHIPPING AND MAILING	\$93.54
	000012909	11/27/24	8-681-78447	SHIPPING SERVICES	\$83.51
	<b>3</b>				<b>\$264.37</b>
FERGUSON ENTERPRISES INC	000012855	11/21/24	0035564-4	MATERIALS AND SUPPLIES	\$48.06
		11/21/24	0035564-3	MATERIALS AND SUPPLIES	\$672.79
	<b>1</b>				<b>\$720.85</b>
GENERAL PUMP COMPANY	000012856	11/21/24	31853	MOTOR PULL AND INSPECTION	\$3,804.00
		<b>1</b>			
GRAINGER	000012767	11/07/24	9289992159	MATERIALS AND SUPPLIES	\$593.45
	000012857	11/21/24	9309158229	WORK WEAR	\$307.14
		11/21/24	9309161264	WORK WEAR	\$303.86

# Payment Listing by Class

11/1/2024 - 11/30/2024

Vendor Name	Check #/Count	Payment Date	Invoice Number	Invoice Description	Payment Amount
GRAINGER	000012857	11/21/24	9272210064	MATERIALS AND SUPPLIES	\$429.32
	2				<b>\$1,633.77</b>
HACH COMPANY	000012737	11/01/24	14220983	SUPPLIES AND MATERIALS	\$58.53
	000012858	11/21/24	14254262	MATERIALS AND SUPPLIES	\$4,098.48
	2				<b>\$4,157.01</b>
SIGN DEPOT	000012928	11/27/24	10613	FACILITY SIGNS	\$145.46
	1				<b>\$145.46</b>
STIVERS & ASSOCIATES INC.	000012782	11/07/24	12-1201	LANDSCAPE INSPECTION SERVICES	\$412.50
	1				<b>\$412.50</b>
THE HOME DEPOT COMMERCIAL ACCT	000012861	11/21/24	9.27.24	SUPPLIES	\$3,535.43
	1				<b>\$3,535.43</b>
TRIPLE CROWN PRODUCTS INC	000012826	11/14/24	367335	WORK WEAR	\$641.56
	1				<b>\$641.56</b>
TYCO/ JOHNSON CONTROLS	000012748	11/01/24	10520528	SECURITY MONITORING SERVICE	\$12,644.67
	1				<b>\$12,644.67</b>
USA BLUEBOOK	000012878	11/21/24	INV00536870	TRANSMITTER	\$902.46
	1				<b>\$902.46</b>
<b>Total VARIOUS</b>	<b>23</b>				<b>\$49,786.57</b>
<b>WATER SUPPLY</b>					
AIRGAS USA LLC	000012755	11/07/24	5512130679	CYLINDER RENTAL AND PURCHASE	\$74.76
	1				<b>\$74.76</b>
EUROFINS TESTOIL, INC	000012814	11/14/24	410408	OIL TEST SAMPLES	\$565.35
	1				<b>\$565.35</b>
HILL BROTHERS CHEMICAL CO.	000012770	11/07/24	NV13112808	AMMONIUM HYDROXIDE	\$2,327.49
		11/07/24	INV13112821	AMMONIUM HYDROXIDE	\$5,042.30
		11/07/24	INV13112823	AMMONIUM HYDROXIDE	\$3,357.53
	000012860	11/21/24	INV13112807	AMMONIUM HYDROXIDE	\$2,312.09

# Payment Listing by Class

11/1/2024 - 11/30/2024

Vendor Name	Check #/Count	Payment Date	Invoice Number	Invoice Description	Payment Amount
HILL BROTHERS CHEMICAL CO.	000012860	11/21/24	07067760	AMMONIUM HYDROXIDE	\$9,308.00
	<b>2</b>				<b>\$22,347.41</b>
MUNICIPAL WATER DISTRICT OF OC	000012777	11/07/24	3069	SMART TIMERS 9.1.24 - 9.30.24	\$208.00
	000012834	11/21/24	17637	CHOICE PROGRAMS	\$41,694.12
<b>2</b>				<b>\$41,902.12</b>	
NALCO WATER PRETREATMENT SOLUTIONS	000012820	11/14/24	6660310441	SUPPLIES AND MATERIALS	\$774.42
		11/14/24	6660310439	SUPPLIES AND MATERIALS	\$15.97
<b>1</b>				<b>\$790.39</b>	
OCWD	0199642	11/01/24	26841	GAP SEPT 2024	\$107,662.54
	<b>1</b>				<b>\$107,662.54</b>
PACIFIC HYDROTECH CORPORATION	000012754	11/07/24	03	M21-210B2 THRU JULY24	\$112,242.50
	<b>1</b>				<b>\$112,242.50</b>
PACIFIC STAR CHEMICAL DBA NORTHSTAR CHEMICAL	000012779	11/07/24	296585	SODIUM HYPOCHLORITE	\$4,584.30
	000012821	11/14/24	296584	SODIUM HYPOCHLORITE WELL 12	\$7,654.00
		11/14/24	297125	SODIUM HYPOCHLORITE WELL 5	\$4,049.74
		11/14/24	297127	SODIUM HYPOCHLORITE RES 1	\$1,271.62
		11/14/24	297128	SODIUM HYPOCHLORITE RES 2	\$724.90
		11/14/24	297124	SODIUM HYPOCHLORITE WELL1	\$9,577.63
		11/14/24	297126	SODIUM HYPOCHLORITE WELL 7	\$4,049.74
	000012918	11/27/24	294963	SODIUM HYPOCHLORITE	\$3,406.65
		11/27/24	298201	SODIUM HYPOCHLORITE	\$2,300.25
<b>3</b>				<b>\$37,618.83</b>	
SEPARATION PROCESSES, INC	000012823	11/14/24	11313	PROFESSIONAL SERVICES SEPT24	\$2,200.00

# Payment Listing by Class

11/1/2024 - 11/30/2024

Vendor Name	Check #/Count	Payment Date	Invoice Number	Invoice Description	Payment Amount
SEPARATION PROCESSES, INC	000012823	11/14/24	11353	PROFESSIONAL SERVICES	\$2,760.00
	000012926	11/27/24	11194	PROFESSIONAL SERVICES	\$1,067.02
	<b>2</b>				<b>\$6,027.02</b>
<b>Total WATER SUPPLY</b>	<b>14</b>				<b>\$329,230.92</b>
<b>WATER SYSTEM</b>					
BADGER METER INC.	000012840	11/21/24	1695121	MATERIALS AND SUPPLIES	\$20,399.18
		11/21/24	80176084	MONTHLY SERVICE CHARGES	\$2,479.66
	000012893	11/27/24	1696933	MATERIALS AND SUPPLIES	\$33,104.04
<b>2</b>				<b>\$55,982.88</b>	
BATTERY MART INC	000012756	11/07/24	48734	BATTERIES	\$115.80
		11/07/24	48809	BATTERIES	\$124.77
<b>1</b>				<b>\$240.57</b>	
CHARLES P CROWLEY	000012845	11/21/24	33145	MATERIALS AND SUPPLIES	\$9,537.61
<b>1</b>				<b>\$9,537.61</b>	
EWLES MATERIALS INC	000012815	11/14/24	499392	PAVING MATERIALS	\$600.00
		11/14/24	499290	PAVING MATERIALS	\$600.00
<b>1</b>				<b>\$1,200.00</b>	
FERGUSON WATERWORKS	000012765	11/07/24	0034957-1	MATERIALS AND SUPPLIES	\$378.78
		11/07/24	0035564-1	MATERIALS AND SUPPLIES	\$2,739.26
		11/07/24	0036959	MATERIALS AND SUPPLIES	\$7,644.23
		11/07/24	0037271	MATERIALS AND SUPPLIES	\$22,758.37
		11/07/24	0035564-2	MATERIALS AND SUPPLIES	\$3,180.13
	000012816	11/14/24	SC534	MATERIALS AND SUPPLIES	\$84.85
		11/14/24	0031387	MATERIALS AND SUPPLIES	\$1,919.51
		11/14/24	00034957	SUPPLIES AND MATERIALS	\$11,628.13
	11/14/24	0035393	SUPPLIRS AND MATRIALS	\$1,161.55	



# Payment Listing by Class

11/1/2024 - 11/30/2024

Vendor Name	Check #/Count	Payment Date	Invoice Number	Invoice Description	Payment Amount
FERGUSON WATERWORKS	000012816	11/14/24	SC435	SERVICEE CHARGE AUG2024	\$84.89
	000012854	11/21/24	0035024-1	MATERIALS AND SUPPLIES	\$4,156.51
		11/21/24	0036959-1	MATERIALS AND SUPPLIES	\$6,175.25
<b>3</b>					<b>\$61,911.46</b>
LARRY'S BUILDING MATERIALS	000012866	11/21/24	SA-19753	MATERIALS AND SUPPLIES	\$333.05
	<b>1</b>				
LINDE GAS & EQUIPMENT INC.	000012922	11/27/24	46422294	MATERIALS AND SUPPLIES	\$276.32
	<b>1</b>				
RELIABLE MONITORING SERVICES	000012872	11/21/24	2130356	CALIBRATION	\$500.00
		11/21/24	2130355	CALIBRATION	\$500.00
	<b>1</b>				
SOUTHERN COUNTIES LUBRICANTS, LLC	000012744	11/01/24	211654	LUBRICATION SUPPLIES	\$3,431.26
	<b>1</b>				
TRENCH SHORING	000012929	11/27/24	SI20005587	MATERIALS AND SUPPLIES	\$11,549.07
	<b>1</b>				
UNITED WATERWORKS INC.	000012931	11/27/24	D132373	MATERIALS AND SUPPLIES	\$1,436.52
		11/27/24	D131617-1	MATERIALS AND SUPPLIES	\$1,534.14
	<b>1</b>				
VULCAN MATERIALS	000012751	11/01/24	2020012	PAVING MATERIALS	\$353.92
	000012830	11/14/24	2151565	PAVING MATERIALS	\$589.08
		11/21/24	2171519	MATERIALS AND SUPPLIES	\$126.79
	000012935	11/27/24	2188148	PAVING MATERIALS	\$363.10
		11/27/24	2233290	PAVING MATERIALS	\$247.24
		11/27/24	2258221	PAVING MATERIALS	\$141.70
<b>4</b>					<b>\$1,821.83</b>
WEST COAST SAND & GRAVEL	000012882	11/21/24	778317	COLD MIX	\$943.06
	<b>1</b>				
<b>Total WATER SYSTEM</b>	<b>19</b>				<b>\$151,197.77</b>

# Payment Listing by Class

11/1/2024 - 11/30/2024

<b>Total Payments (All)</b>	<b>234</b>	<b>\$2,384,439.12</b>
-----------------------------	------------	-----------------------



*Dedicated to  
Satisfying our Community's  
Water Needs*

## MEMORANDUM

TO: Board of Directors  
FROM: Marwan Khalifa, CPA, MBA, Chief Financial Officer  
DATE: December 11, 2024  
SUBJECT: Monthly Financial Reports

---

### RECOMMENDATION

Receive and file the Monthly Financial Reports.

### STRATEGIC PLAN

Goal #3: Be financially responsible and transparent.

### PRIOR BOARD ACTION/DISCUSSION

None.

### DISCUSSION

The attached Treasurer's status reports reflect the performance of Mesa Water's cash and investment accounts.

### FINANCIAL IMPACT

None.

### ATTACHMENTS

Attachment A: Monthly Treasurer's Status Report on Investments as of 10/31/24  
Attachment B: Monthly Treasurer's Status Report on Investments as of 9/30/24

**Mesa Water District**  
**Monthly Treasurer's Status Report on Investments**  
**10/31/2024**



Investments are in compliance with the Investment Policy adopted as Resolution 1575 of the Mesa Water District Board of Directors. The liquidity of investments will

<b>INVESTMENTS</b>	<b>YTM@Cost</b>	<b>Cost Value</b>	<b>Market Value</b>	<b>Maturity Date</b>	<b>Days to Maturity</b>	<b>% of Portfolio</b>	<b>Policy % Limit</b>
Local Agency Investment Fund (LAIF)	4.52%	1,173.18	1,173.18	Liquid	1	0.01%	No Limit
Orange County Investment Pool (OCIP)	4.27%	16,491.91	16,491.91	Liquid	1	0.08%	No Limit
Miscellaneous Cash (Petty, Emergency, etc.)	0.00%	14,000.00	14,000.00	Liquid	1	0.07%	N/A
<b>US Bank Custody Account</b>							
Negotiable Certificate of Deposit	1.49%	5,218,000.00	5,110,211.75	Various	439	25.82%	30.00%
US Agency Bonds	0.82%	9,298,908.66	8,966,535.15	Various	421	45.31%	No Limit
US Treasury Bonds	0.61%	991,055.86	961,745.00	Various	377	4.86%	No Limit
<b>Sub Total / Average</b>	<b>1.03%</b>	<b>15,507,964.52</b>	<b>15,038,491.90</b>		<b>424</b>		
<b>US Bank Custody Account</b>							
Pacific Premier Bank	4.47%	1,041,739.71	1,041,739.71	Liquid	1	5.26%	No Limit
Pacific Premier Bank	1.25%	3,678,792.79	3,678,792.79	Liquid	1	18.59%	No Limit
<b>Total / Average</b>	<b>1.26%</b>	<b>\$ 20,260,162.11</b>	<b>\$ 19,790,689.49</b>		<b>323</b>	<b>100.00%</b>	

<b>PARS OPEB &amp; PENSION TRUST</b>	<b>Monthly Rate of Return</b>	<b>Cost Value</b>	<b>Market Value</b>
Public Agency Retirement Services (PARS)			
Capital Appreciation HighMark PLUS Fund			
OPEB	-1.87%	\$ 2,474,420.60	\$ 2,528,964.96
Pension Trust	-1.88%	\$ 14,783,265.87	\$ 15,156,032.95
		<b>\$ 17,257,686.47</b>	<b>\$ 17,684,997.91</b>

**PARS OPEB & Pension Trust Benchmark | S & P 500 Index**  
1 Month | 2.28 %

<b>RISK RETENTION CORPORATION</b>	<b>Monthly Rate of Return</b>	<b>Balance</b>
Pacific Premier Bank	N/A	\$ 41,160.23

**California | Local Government Investment Pools**

**(1) Local Agency Investment Fund | LAIF** includes funds designated for allocation of working capital cash to reserves, working capital cash and advances for construction. LAIF market value on Monthly Treasurer's Status Report on Investments for months between quarters is the dollar amount invested times the fair market value Fair Value factor of prior quarter end. The general ledger LAIF carrying value reflects market value (unrealized gains and losses) only at fiscal year end. LAIF provides the Fair Value factor as of March 31, June 30, September 30 and December 31 each year. LAIF market value on this report is based on the September 2024 Fair Value Factor of 1.002061084.

**(2) Orange County Treasurer's Investment Pool | OCIP** - The 2024 Net Asset Value Factor is estimated at 1.00, and the interest rate is the Monthly Net Yield.

**Weighted Average Return**

Mesa Water® Funds | 1.26 %  
Benchmark: 3 Month Treasury Bill - October 2024 | 4.72 %

**Weighted Average Maturity**

Years | 0.88 Days | 323

Mesa Water District  
Transactions Summary  
Monthly Treasurer's Status Report - Investment Activity  
Group By: Action  
Portfolio / Report Group: Report Group | Treasurer's Report  
Begin Date: 09/30/2024, End Date: 10/31/2024

Description	CUSIP/Ticker	YTM @ Cost	Settlement Date	Maturity Date	Face Amount/Shares	Principal	Interest/Dividends	Total
<b>Interest</b>								
Orange County Investment Pool LGIP	LGIP9LC	0.000	10/31/2024	N/A	0.00	0.00	60.22	60.22
US Bank   Custodian MM	MM65000	0.000	10/31/2024	N/A	0.00	0.00	1,932.66	1,932.66
LAIF LGIP	LGIP0012	0.000	10/15/2024	N/A	0.00	0.00	13.75	13.75
Sallie Mae Bank UT 1.9 10/16/2024	7954504P7	0.000	10/16/2024	10/16/2024	0.00	0.00	2,352.93	2,352.93
Celtic Bank UT 1.65 10/23/2024	15118RSV0	0.000	10/23/2024	10/23/2024	0.00	0.00	337.68	337.68
Garnett State Bank 1.7 11/19/2024	366526AW1	0.000	10/19/2024	11/19/2024	0.00	0.00	347.92	347.92
Citizens State Bank 1.7 11/22/2024	176688CR8	0.000	10/22/2024	11/22/2024	0.00	0.00	347.92	347.92
Transportation Alliance Bank 0.4 1/30/2025	89388CFD5	0.000	10/30/2024	1/30/2025	0.00	0.00	81.21	81.21
First Commercial Bank MS 0.3 3/31/2025	31984GFK0	0.000	10/30/2024	3/31/2025	0.00	0.00	61.40	61.40
T-Note 0.375 4/30/2025	912828ZL7	0.000	10/31/2024	4/30/2025	0.00	0.00	468.75	468.75
Flagstar Bank MI 1.25 4/30/2025	33847E3A3	0.000	10/30/2024	4/30/2025	0.00	0.00	1,554.25	1,554.25
Apex Bank TN 0.95 5/8/2025	03753XBK5	0.000	10/8/2024	5/8/2025	0.00	0.00	194.42	194.42
Seattle Bank WA 0.75 6/2/2025-20	81258PKJ1	0.000	10/2/2024	6/2/2025	0.00	0.00	153.49	153.49
Medallion Bank UT 0.6 7/15/2025	58404DHM6	0.000	10/15/2024	7/15/2025	0.00	0.00	122.79	122.79
FHLMC 0.65 10/27/2025-21	3134GW5R3	0.000	10/27/2024	10/27/2025	0.00	0.00	1,218.75	1,218.75
FHLMC 0.45 10/29/2025-21	3134GW3J3	0.000	10/29/2024	10/29/2025	0.00	0.00	562.50	562.50
Texas Exchange Bank TX 0.6 12/18/2025	88241TJR2	0.000	10/18/2024	12/18/2025	0.00	0.00	122.79	122.79
Live Oak Banking NC 0.5 2/10/2026	538036NE0	0.000	10/1/2024	2/10/2026	0.00	0.00	102.33	102.33
FHLMC 1.03 4/29/2026-22	3130ALZM9	0.000	10/29/2024	4/29/2026	0.00	0.00	1,287.50	1,287.50
UBS Bank UT 0.95 8/25/2026	90348JS50	0.000	10/25/2024	8/25/2026	0.00	0.00	194.42	194.42
FHLMC 0.8 10/27/2026-21	3134GW4C7	0.000	10/27/2024	10/27/2026	0.00	0.00	1,000.00	1,000.00
FHLB 3.125 10/29/2026-24	3130ARUF6	0.000	10/29/2024	10/29/2026	0.00	0.00	3,906.25	3,906.25
Evergreen Bank IL 4 12/16/2026	300185LF0	0.000	10/16/2024	12/16/2026	0.00	0.00	818.63	818.63
FHLB 3 4/21/2027-23	3130ARJF9	0.000	10/21/2024	4/21/2027	0.00	0.00	3,750.00	3,750.00
Alliant Credit Union IL 4.85 12/30/2027	01882MAA0	0.000	10/30/2024	12/30/2027	0.00	0.00	988.60	988.60
Signature Federal CR 4.4 1/31/2028	82671DAB3	0.000	10/31/2024	1/31/2028	0.00	0.00	930.51	930.51
<b>Sub Total / Average Interest</b>					<b>0.00</b>	<b>0.00</b>	<b>22,911.67</b>	<b>22,911.67</b>
<b>Matured</b>								
Sallie Mae Bank UT 1.9 10/16/2024	7954504P7	0.000	10/16/2024	10/16/2024	247,000.00	247,000.00	0.00	247,000.00
Celtic Bank UT 1.65 10/23/2024	15118RSV0	0.000	10/23/2024	10/23/2024	249,000.00	249,000.00	0.00	249,000.00
<b>Sub Total / Average Matured</b>					<b>496,000.00</b>	<b>496,000.00</b>	<b>0.00</b>	<b>496,000.00</b>

Mesa Water District  
Portfolio Holdings  
Compliance Report | Investment Policy - Detail  
Report Format: By Transaction  
Group By: Asset Category  
Average By: Market Value  
Portfolio / Report Group: Report Group | Treasurer's Report  
As of 10/31/2024

Description	CUSIP/Ticker	Settlement Date	YTM @ Cost	Face Amount/Shares	Cost Value	Market Value	Maturity Date	Days To Maturity	% of Portfolio
<b>01. LAIF   Policy - 75M Per Account</b>									
LAIF LGIP	LGIP0012	6/30/2010	4.518	1,173.18	1,173.18	1,173.18	N/A	1	0.01
<b>Sub Total / Average 01. LAIF   Policy - 75M Per Account</b>			<b>4.518</b>	<b>1,173.18</b>	<b>1,173.18</b>	<b>1,173.18</b>		<b>1</b>	<b>0.01</b>
<b>02. Orange County LGIP - OCIP   Policy - No Limit</b>									
Orange County Investment Pool LGIP	LGIP9LC	9/30/2011	4.267	16,491.91	16,491.91	16,491.91	N/A	1	0.08
<b>Sub Total / Average 02. Orange County LGIP - OCIP   Policy - No Limit</b>			<b>4.267</b>	<b>16,491.91</b>	<b>16,491.91</b>	<b>16,491.91</b>		<b>1</b>	<b>0.08</b>
<b>03. Miscellaneous Cash ( Petty   Emergency )</b>									
Miscellaneous Cash	CASH	6/30/2015	0.000	14,000.00	14,000.00	14,000.00	N/A	1	0.07
<b>Sub Total / Average 03. Miscellaneous Cash ( Petty   Emergency )</b>			<b>0.000</b>	<b>14,000.00</b>	<b>14,000.00</b>	<b>14,000.00</b>		<b>1</b>	<b>0.07</b>
<b>04. Negotiable CD30%</b>									
Garnett State Bank 1.7 11/19/2024	366526AW1	11/19/2019	1.700	249,000.00	249,000.00	248,616.54	11/19/2024	19	1.26
Citizens State Bank 1.7 11/22/2024	176688CR8	11/22/2019	1.700	249,000.00	249,000.00	248,559.27	11/22/2024	22	1.26
Transportation Alliance Bank 0.4 1/30/2025	89388CFD5	8/3/2021	0.400	247,000.00	247,000.00	244,460.84	1/30/2025	91	1.24
BMO Harris Bank IL 0.5 3/28/2025-20	05600XAY6	9/28/2020	0.500	249,000.00	249,000.00	245,011.02	3/28/2025	148	1.24
Baycoast Bank MA 0.9 3/31/2025	072727BG4	3/31/2020	0.900	248,000.00	248,000.00	244,371.76	3/31/2025	151	1.23
First Commercial Bank MS 0.3 3/31/2025	31984GFK0	9/30/2020	0.300	249,000.00	249,000.00	244,717.20	3/31/2025	151	1.24
Flagstar Bank MI 1.25 4/30/2025	33847E3A3	4/30/2020	1.250	248,000.00	248,000.00	244,141.12	4/30/2025	181	1.23
Apex Bank TN 0.95 5/8/2025	03753XBK5	5/8/2020	0.950	249,000.00	249,000.00	244,580.25	5/8/2025	189	1.24
Seattle Bank WA 0.75 6/2/2025-20	81258PKJ1	6/2/2020	0.750	249,000.00	249,000.00	243,775.98	6/2/2025	214	1.23
Medallion Bank UT 0.6 7/15/2025	58404DHM6	7/15/2020	0.600	249,000.00	249,000.00	242,555.88	7/15/2025	257	1.23
BMW Bank UT 0.5 9/25/2025	05580AXF6	9/25/2020	0.500	249,000.00	249,000.00	240,835.29	9/25/2025	329	1.22
Texas Exchange Bank TX 0.6 12/18/2025	88241TJR2	12/18/2020	0.600	249,000.00	249,000.00	239,174.46	12/18/2025	413	1.21
JPMorgan Chase OH 0.5 12/29/2025-21	48128UUZ0	12/29/2020	0.500	249,000.00	249,000.00	238,733.73	12/29/2025	424	1.21
Live Oak Banking NC 0.5 2/10/2026	538036NE0	2/10/2021	0.500	249,000.00	249,000.00	237,737.73	2/10/2026	467	1.20
Toyota Financial Savings NV 0.95 7/29/2026	89235MLE9	7/29/2021	0.950	248,000.00	248,000.00	235,213.12	7/29/2026	636	1.19
UBS Bank UT 0.95 8/25/2026	90348JS50	8/25/2021	0.950	249,000.00	249,000.00	235,661.07	8/25/2026	663	1.19
Capital One Bank VA 1.1 11/17/2026	14042TDW4	11/17/2021	1.100	248,000.00	248,000.00	234,144.24	11/17/2026	747	1.18

Description	CUSIP/Ticker	Settlement Date	YTM @ Cost	Face Amount/Shares	Cost Value	Market Value	Maturity Date	Days To Maturity	% of Portfolio
Evergreen Bank IL 4 12/16/2026	300185LF0	12/16/2022	4.000	249,000.00	249,000.00	249,174.30	12/16/2026	776	1.26
Discover Bank 3.4 7/6/2027	254673L38	7/6/2022	3.400	245,000.00	245,000.00	241,511.20	7/6/2027	978	1.22
Alliant Credit Union IL 4.85 12/30/2027	01882MAA0	12/30/2022	4.850	248,000.00	248,000.00	254,703.44	12/30/2027	1,155	1.29
Signature Federal CR 4.4 1/31/2028	82671DAB3	1/31/2023	4.400	249,000.00	249,000.00	252,533.31	1/31/2028	1,187	1.28
<b>Sub Total / Average 04. Negotiable CD30%</b>			<b>1.486</b>	<b>5,218,000.00</b>	<b>5,218,000.00</b>	<b>5,110,211.75</b>		<b>439</b>	<b>25.82</b>

**05. US Agency - No Limit**

FFCB 0.3 11/12/2024-21	3133EMQQ8	3/2/2021	0.356	250,000.00	249,487.50	249,652.50	11/12/2024	12	1.26
FFCB 0.32 2/3/2025-21	3133EMPV8	2/5/2021	0.305	250,000.00	250,148.18	247,317.50	2/3/2025	95	1.25
FHLB 0.625 2/24/2025-22	3130ANQ86	8/24/2021	0.510	250,000.00	250,996.00	246,825.00	2/24/2025	116	1.25
FHLB 0.5 3/10/2025-21	3130ALDZ4	3/24/2021	0.500	250,000.00	250,000.00	246,357.50	3/10/2025	130	1.24
FHLMC 0.7 5/13/2025-21	3134GVSYS	5/13/2020	0.635	500,000.00	501,600.00	490,570.00	5/13/2025	194	2.48
FFCB 0.6 6/16/2025-22	3133EMH47	6/17/2021	0.530	250,000.00	250,687.50	244,260.00	6/16/2025	228	1.23
FNMA 0.6 7/29/2025-22	3136G4D75	12/18/2020	0.459	250,000.00	251,610.25	243,122.50	7/29/2025	271	1.23
FNMA 0.5 8/14/2025-23	3135G05S8	4/29/2021	0.606	250,000.00	248,875.00	242,550.00	8/14/2025	287	1.23
FNMA 0.375 8/25/2025	3135G05X7	11/12/2020	0.440	250,000.00	249,231.00	242,052.50	8/25/2025	298	1.22
FFCB 0.53 9/29/2025-21	3133EMBH4	6/17/2021	0.649	500,000.00	497,500.00	483,315.00	9/29/2025	333	2.44
FHLMC 0.4 9/30/2025-21	3134GWVP8	9/30/2020	0.400	250,000.00	250,000.00	241,195.00	9/30/2025	334	1.22
FHLMC 0.65 10/27/2025-21	3134GW5R3	5/25/2021	0.650	375,000.00	375,000.00	361,710.00	10/27/2025	361	1.83
FHLMC 0.45 10/29/2025-21	3134GW3J3	4/22/2021	0.608	250,000.00	248,237.50	240,807.50	10/29/2025	363	1.22
FNMA 0.54 11/3/2025-22	3135GA2G5	10/30/2020	0.459	500,000.00	501,999.50	480,830.00	11/3/2025	368	2.43
FNMA 0.56 11/17/2025-22	3135GA2Z3	11/17/2020	0.540	325,000.00	325,322.73	312,880.75	11/17/2025	382	1.58
FNMA 0.58 11/25/2025-22	3135GA5E7	11/30/2020	0.499	250,000.00	250,983.75	240,480.00	11/25/2025	390	1.22
FFCB 0.47 12/22/2025-22	3133EMLC4	12/22/2020	0.410	250,000.00	250,747.00	239,485.00	12/22/2025	417	1.21
FFCB 0.45 2/2/2026-23	3133EMPD8	3/2/2021	0.730	300,000.00	295,947.00	286,245.00	2/2/2026	459	1.45
FHLB 0.53 2/10/2026	3130AKVW2	8/19/2021	0.667	310,000.00	308,124.50	295,504.40	2/10/2026	467	1.49
FHLB 0.625 2/24/2026-21	3130AL7M0	3/2/2021	0.749	250,000.00	248,487.50	238,275.00	2/24/2026	481	1.20
FFCB 0.8 3/9/2026-23	3133EMSU7	9/24/2021	0.736	250,000.00	250,702.50	238,730.00	3/9/2026	494	1.21
FHLB 0.6 3/10/2026-21	3130ALFX7	3/10/2021	0.743	250,000.00	248,237.50	237,780.00	3/10/2026	495	1.20
FHLB 0.75 3/16/2026-21	3130ALF33	3/24/2021	0.750	250,000.00	250,000.00	238,125.00	3/16/2026	501	1.20
FHLB 0.85 3/30/2026-21	3130ANY79	11/10/2021	0.950	250,000.00	248,927.50	238,125.00	3/30/2026	515	1.20
FHLMC 1.03 4/29/2026-22	3130ALZM9	4/29/2021	0.906	250,000.00	251,507.75	238,090.00	4/29/2026	545	1.20
FHLB 0.875 5/26/2026-21	3130AMHB1	5/28/2021	0.834	250,000.00	250,500.00	236,905.00	5/26/2026	572	1.20
FFCB 0.9 6/15/2026-22	3133EMH21	6/17/2021	0.834	250,000.00	250,800.00	236,830.00	6/15/2026	592	1.20
FFCB 0.94 9/28/2026-22	3133EM6E7	9/28/2021	0.869	250,000.00	250,862.50	234,847.50	9/28/2026	697	1.19
FHLMC 0.8 10/27/2026-21	3134GW4C7	11/10/2021	1.065	250,000.00	246,800.00	233,490.00	10/27/2026	726	1.18
FHLB 3.125 10/29/2026-24	3130ARUF6	5/12/2022	3.125	250,000.00	250,000.00	245,120.00	10/29/2026	728	1.24
FFCB 1.46 11/30/2026-23	3133ENFP0	11/30/2021	1.320	250,000.00	251,687.50	236,227.50	11/30/2026	760	1.19
FFCB 1.68 3/10/2027	3133ENRD4	3/17/2022	2.200	250,000.00	243,898.50	236,390.00	3/10/2027	860	1.19
FHLB 3 4/21/2027-23	3130ARJF9	4/21/2022	3.000	250,000.00	250,000.00	242,440.00	4/21/2027	902	1.23

Description	CUSIP/Ticker	Settlement Date	YTM @ Cost	Face Amount/Shares	Cost Value	Market Value	Maturity Date	Days To Maturity	% of Portfolio
<b>Sub Total / Average 05. US Agency - No Limit</b>			<b>0.820</b>	<b>9,310,000.00</b>	<b>9,298,908.66</b>	<b>8,966,535.15</b>		<b>421</b>	<b>45.31</b>
<b>06. US Treasury - No Limit</b>									
T-Note 0.375 4/30/2025	912828ZL7	8/19/2021	0.450	250,000.00	249,312.75	245,042.50	4/30/2025	181	1.24
T-Note 0.25 6/30/2025	912828ZW3	4/22/2021	0.515	250,000.00	247,256.86	243,295.00	6/30/2025	242	1.23
T-Note 0.375 1/31/2026	91282CBH3	4/29/2021	0.720	250,000.00	245,973.50	238,300.00	1/31/2026	457	1.20
T-Note 0.625 7/31/2026	91282CCP4	9/24/2021	0.750	250,000.00	248,512.75	235,107.50	7/31/2026	638	1.19
<b>Sub Total / Average 06. US Treasury - No Limit</b>			<b>0.607</b>	<b>1,000,000.00</b>	<b>991,055.86</b>	<b>961,745.00</b>		<b>377</b>	<b>4.86</b>
<b>07. US Bank MM Custody   Policy 50%</b>									
US Bank   Custodian MM	MM65000	7/31/2020	4.470	1,041,739.71	1,041,739.71	1,041,739.71	N/A	1	5.26
<b>Sub Total / Average 07. US Bank MM Custody   Policy 50%</b>			<b>4.470</b>	<b>1,041,739.71</b>	<b>1,041,739.71</b>	<b>1,041,739.71</b>		<b>1</b>	<b>5.26</b>
<b>09. Pacific Premier Bank   Policy - n/a</b>									
Pacific Premier Bank   Checking Cash	MM0831	5/28/2020	1.250	3,678,792.79	3,678,792.79	3,678,792.79	N/A	1	18.59
<b>Sub Total / Average 09. Pacific Premier Bank   Policy - n/a</b>			<b>1.250</b>	<b>3,678,792.79</b>	<b>3,678,792.79</b>	<b>3,678,792.79</b>		<b>1</b>	<b>18.59</b>
<b>Total / Average</b>			<b>1.256</b>	<b>20,280,197.59</b>	<b>20,260,162.11</b>	<b>19,790,689.49</b>		<b>323</b>	<b>100</b>



Mesa Water District  
Portfolio Holdings  
Investment Report | PARS Trust  
Report Format: By CUSIP / Ticker  
Group By: Portfolio Name  
Average By: Market Value  
Portfolio / Report Group: PARS OPEB Trust  
As of 10/31/2024

Description	CUSIP/Ticker	Security Type	Face Amount/Shares	Cost Value	Market Value
<b>PARS OPEB Trust</b>					
Baird Aggregate Bond Fund	057071854	Mutual Fund	14,281.85	137,705.04	139,819.34
Cohen & Steers Instl Realty	19247U106	Mutual Fund	3,129.01	152,760.96	160,580.54
Columbia Contrarian Fund	19766M709	Mutual Fund	7,428.10	235,544.76	285,683.24
Columbia Small Cap Growth Inst3	19765Y340	Mutual Fund	487.89	13,426.67	13,963.35
Dodge Cox Income	256210105	Mutual Fund	10,668.43	134,408.65	134,422.04
Emerald Growth	317609253	Mutual Fund	512.71	12,474.61	13,607.19
Fidelity International	315911727	Mutual Fund	2,639.00	131,000.00	133,163.99
Goldman Sachs	38147N293	Mutual Fund	2,111.16	49,000.00	47,268.85
Hartford Schroders	41665X859	Mutual Fund	4,028.37	61,749.01	69,892.38
iShares Core US Aggregate	464287226	Mutual Fund	1,038.00	101,073.24	102,159.96
Lazard CI List Infrastructure	52106N459	Mutual Fund	2,913.29	48,523.59	46,379.64
MFS International	552746356	Mutual Fund	1,212.47	46,595.61	54,984.98
Natixis Vaughan Nelson Select N	63873P841	Mutual Fund	3,139.26	68,510.00	67,745.23
Nyli Cbre Global Infrastructure	56064L298	Mutual Fund	3,438.42	45,072.35	46,624.97
Nyli MacKay	56063N881	Mutual Fund	5,002.94	25,720.14	26,015.37
PGIM Total Return Bond	74440B884	Mutual Fund	11,261.79	146,835.84	134,915.47
Putnam Core Equity Fund Y	74676P839	Mutual Fund	2,816.29	122,070.00	123,212.47
Schwab US Large Cap EFT	808524201	Mutual Fund	36,429.00	835,724.60	817,466.76
Undiscovered	904504479	Mutual Fund	462.05	35,592.30	40,425.96
US Bank PARS   OPEB Trust MM	MM4900	Money Market	70,633.23	70,633.23	70,633.23
<b>Sub Total / Average PARS OPEB Trust</b>			<b>183,633.26</b>	<b>2,474,420.60</b>	<b>2,528,964.96</b>
<b>Total / Average</b>			<b>183,633.26</b>	<b>2,474,420.60</b>	<b>2,528,964.96</b>

Mesa Water District  
Transactions Summary  
Monthly Treasurer's Status Report - Investment Activity  
Group By: Action  
Portfolio / Report Group: PARS OPEB Trust  
Begin Date: 09/30/2024, End Date: 10/31/2024

Description	CUSIP/Ticker	YTM @ Cost	Settlement Date	Maturity Date	Face Amount/Shares	Principal	Interest/Dividends	Total
<b>Buy</b>								
Cohen & Steers Instl Realty	19247U106	0.000	10/9/2024	N/A	1,348.18	69,000.00	0.00	69,000.00
Schwab US Large Cap EFT	808524201	0.000	10/11/2024	N/A	6,592.00	6,592.00	0.00	6,592.00
Baird Aggregate Bond Fund	057071854	0.000	10/25/2024	N/A	44.90	440.50	0.00	440.50
Baird Aggregate Bond Fund	057071854	0.000	10/25/2024	N/A	698.27	6,850.00	0.00	6,850.00
Dodge Cox Income	256210105	0.000	10/25/2024	N/A	549.92	6,940.00	0.00	6,940.00
iShares Core US Aggregate	464287226	0.000	10/25/2024	N/A	57.00	5,635.59	0.00	5,635.59
Columbia Contrarian Fund	19766M709	0.000	10/25/2024	N/A	2,515.52	98,860.00	0.00	98,860.00
Natixis Vaughan Nelson Select N	63873P841	0.000	10/25/2024	N/A	1,241.99	27,510.00	0.00	27,510.00
Schwab US Large Cap EFT	808524201	0.000	10/25/2024	N/A	26,541.00	610,443.00	0.00	610,443.00
PGIM Total Return Bond	74440B884	0.000	10/25/2024	N/A	477.10	5,730.00	0.00	5,730.00
Putnam Core Equity Fund Y	74676P839	0.000	10/25/2024	N/A	813.49	36,070.00	0.00	36,070.00
Nyli MacKay	56063N881	0.000	10/31/2024	N/A	25.46	132.40	0.00	132.40
PGIM Total Return Bond	74440B884	0.000	10/31/2024	N/A	43.38	519.67	0.00	519.67
<b>Sub Total / Average Buy</b>					<b>40,948.21</b>	<b>874,723.16</b>	<b>0.00</b>	<b>874,723.16</b>
<b>Dividend</b>								
iShares Core US Aggregate	464287226	0.000	10/4/2024	N/A	0.00	0.00	301.49	301.49
Baird Aggregate Bond Fund	057071854	0.000	10/25/2024	N/A	0.00	0.00	440.50	440.50
Nyli MacKay	56063N881	0.000	10/31/2024	N/A	0.00	0.00	132.40	132.40
PGIM Total Return Bond	74440B884	0.000	10/31/2024	N/A	0.00	0.00	519.67	519.67
<b>Sub Total / Average Dividend</b>					<b>0.00</b>	<b>0.00</b>	<b>1,394.06</b>	<b>1,394.06</b>
<b>Interest</b>								
US Bank PARS   OPEB Trust MM	MM4900	0.000	10/31/2024	N/A	0.00	0.00	366.61	366.61
<b>Sub Total / Average Interest</b>					<b>0.00</b>	<b>0.00</b>	<b>366.61</b>	<b>366.61</b>
<b>Sell</b>								
Hartford Schroders	41665X859	0.000	10/9/2024	N/A	25.867	467.158	0.00	467.16
Hartford Schroders	41665X859	0.000	10/9/2024	N/A	56.72	1,024.363	0.00	1,024.36
Hartford Schroders	41665X859	0.000	10/9/2024	N/A	72.715	1,313.233	0.00	1,313.23
Hartford Schroders	41665X859	0.000	10/9/2024	N/A	80.566	1,455.022	0.00	1,455.02
Hartford Schroders	41665X859	0.000	10/9/2024	N/A	101.283	1,829.171	0.00	1,829.17
Hartford Schroders	41665X859	0.000	10/9/2024	N/A	105.79	1,910.568	0.00	1,910.57

Description	CUSIP/Ticker	YTM @ Cost	Settlement Date	Maturity Date	Face Amount/Shares	Principal	Interest/Dividends	Total
Hartford Schroders	41665X859	0.000	10/9/2024	N/A	171.25	3,092.775	0.00	3,092.78
Hartford Schroders	41665X859	0.000	10/9/2024	N/A	180.61	3,261.817	0.00	3,261.82
Hartford Schroders	41665X859	0.000	10/9/2024	N/A	239.345	4,322.571	0.00	4,322.57
Hartford Schroders	41665X859	0.000	10/9/2024	N/A	240.891	4,350.492	0.00	4,350.49
Hartford Schroders	41665X859	0.000	10/9/2024	N/A	317.162	5,727.946	0.00	5,727.95
Hartford Schroders	41665X859	0.000	10/9/2024	N/A	345.787	6,244.914	0.00	6,244.91
Hartford Schroders	41665X859	0.000	10/9/2024	N/A	390.297	7,048.764	0.00	7,048.76
Hartford Schroders	41665X859	0.000	10/9/2024	N/A	404.071	7,297.523	0.00	7,297.52
Hartford Schroders	41665X859	0.000	10/9/2024	N/A	579.907	10,473.121	0.00	10,473.12
Hartford Schroders	41665X859	0.000	10/9/2024	N/A	580.319	10,480.562	0.00	10,480.56
Columbia Small Cap Growth Inst3	19765Y340	0.000	10/25/2024	N/A	493.217	14,180.00	0.00	14,180.00
iShares SP500	464287408	0.000	10/25/2024	N/A	1.00	197.535	0.00	197.54
iShares SP500	464287408	0.000	10/25/2024	N/A	2.00	395.069	0.00	395.07
iShares SP500	464287408	0.000	10/25/2024	N/A	3.00	592.604	0.00	592.60
iShares SP500	464287408	0.000	10/25/2024	N/A	3.00	592.604	0.00	592.60
iShares SP500	464287408	0.000	10/25/2024	N/A	4.00	790.138	0.00	790.14
iShares SP500	464287408	0.000	10/25/2024	N/A	4.00	790.138	0.00	790.14
iShares SP500	464287408	0.000	10/25/2024	N/A	4.00	790.138	0.00	790.14
iShares SP500	464287408	0.000	10/25/2024	N/A	5.00	987.673	0.00	987.67
iShares SP500	464287408	0.000	10/25/2024	N/A	6.00	1,185.207	0.00	1,185.21
iShares SP500	464287408	0.000	10/25/2024	N/A	7.00	1,382.742	0.00	1,382.74
iShares SP500	464287408	0.000	10/25/2024	N/A	8.00	1,580.276	0.00	1,580.28
iShares SP500	464287408	0.000	10/25/2024	N/A	8.00	1,580.276	0.00	1,580.28
iShares SP500	464287408	0.000	10/25/2024	N/A	8.00	1,580.276	0.00	1,580.28
iShares SP500	464287408	0.000	10/25/2024	N/A	9.00	1,777.811	0.00	1,777.81
iShares SP500	464287408	0.000	10/25/2024	N/A	14.00	2,765.483	0.00	2,765.48
iShares SP500	464287408	0.000	10/25/2024	N/A	20.00	3,950.69	0.00	3,950.69
iShares SP500	464287408	0.000	10/25/2024	N/A	26.00	5,135.897	0.00	5,135.90
iShares SP500	464287408	0.000	10/25/2024	N/A	39.00	7,703.846	0.00	7,703.85
iShares SP500	464287408	0.000	10/25/2024	N/A	40.00	7,901.38	0.00	7,901.38
iShares SP500	464287408	0.000	10/25/2024	N/A	64.00	12,642.208	0.00	12,642.21
iShares SP500	464287408	0.000	10/25/2024	N/A	78.00	15,407.691	0.00	15,407.69
Undiscovered	904504479	0.000	10/25/2024	N/A	5.183	453.511	0.00	453.51
Undiscovered	904504479	0.000	10/25/2024	N/A	8.156	713.648	0.00	713.65
Undiscovered	904504479	0.000	10/25/2024	N/A	14.749	1,290.534	0.00	1,290.53
Undiscovered	904504479	0.000	10/25/2024	N/A	18.575	1,625.308	0.00	1,625.31
Undiscovered	904504479	0.000	10/25/2024	N/A	24.54	2,147.244	0.00	2,147.24
Undiscovered	904504479	0.000	10/25/2024	N/A	38.998	3,412.315	0.00	3,412.32
Undiscovered	904504479	0.000	10/25/2024	N/A	56.089	4,907.773	0.00	4,907.77
Undiscovered	904504479	0.000	10/25/2024	N/A	59.589	5,214.022	0.00	5,214.02

Description	CUSIP/Ticker	YTM @ Cost	Settlement Date	Maturity Date	Face Amount/Shares	Principal	Interest/Dividends	Total
Undiscovered	904504479	0.000	10/25/2024	N/A	61.592	5,389.284	0.00	5,389.28
Undiscovered	904504479	0.000	10/25/2024	N/A	102.58	8,975.723	0.00	8,975.72
Undiscovered	904504479	0.000	10/25/2024	N/A	129.936	11,369.366	0.00	11,369.37
Undiscovered	904504479	0.000	10/25/2024	N/A	202.518	17,720.272	0.00	17,720.27
Undiscovered	904504479	0.000	10/25/2024	N/A	237.955	20,821.001	0.00	20,821.00
Dodge & Cox Stock Fund	256219106	0.000	10/25/2024	N/A	0.007	1.86	0.00	1.86
Dodge & Cox Stock Fund	256219106	0.000	10/25/2024	N/A	0.537	148.024	0.00	148.02
Dodge & Cox Stock Fund	256219106	0.000	10/25/2024	N/A	1.061	292.465	0.00	292.47
Dodge & Cox Stock Fund	256219106	0.000	10/25/2024	N/A	1.147	316.171	0.00	316.17
Dodge & Cox Stock Fund	256219106	0.000	10/25/2024	N/A	1.19	316.34	0.00	316.34
Dodge & Cox Stock Fund	256219106	0.000	10/25/2024	N/A	1.651	455.098	0.00	455.10
Dodge & Cox Stock Fund	256219106	0.000	10/25/2024	N/A	1.815	500.305	0.00	500.31
Dodge & Cox Stock Fund	256219106	0.000	10/25/2024	N/A	1.914	527.594	0.00	527.59
Dodge & Cox Stock Fund	256219106	0.000	10/25/2024	N/A	2.055	566.461	0.00	566.46
Dodge & Cox Stock Fund	256219106	0.000	10/25/2024	N/A	2.24	617.456	0.00	617.46
Dodge & Cox Stock Fund	256219106	0.000	10/25/2024	N/A	2.357	649.707	0.00	649.71
Dodge & Cox Stock Fund	256219106	0.000	10/25/2024	N/A	2.498	688.574	0.00	688.57
Dodge & Cox Stock Fund	256219106	0.000	10/25/2024	N/A	2.505	690.503	0.00	690.50
Dodge & Cox Stock Fund	256219106	0.000	10/25/2024	N/A	2.67	735.986	0.00	735.99
Dodge & Cox Stock Fund	256219106	0.000	10/25/2024	N/A	2.926	806.552	0.00	806.55
Dodge & Cox Stock Fund	256219106	0.000	10/25/2024	N/A	3.756	1,035.341	0.00	1,035.34
Dodge & Cox Stock Fund	256219106	0.000	10/25/2024	N/A	3.83	1,055.74	0.00	1,055.74
Dodge & Cox Stock Fund	256219106	0.000	10/25/2024	N/A	4.878	1,344.621	0.00	1,344.62
Dodge & Cox Stock Fund	256219106	0.000	10/25/2024	N/A	5.23	1,441.65	0.00	1,441.65
Dodge & Cox Stock Fund	256219106	0.000	10/25/2024	N/A	5.571	1,535.646	0.00	1,535.65
Dodge & Cox Stock Fund	256219106	0.000	10/25/2024	N/A	5.611	1,546.672	0.00	1,546.67
Dodge & Cox Stock Fund	256219106	0.000	10/25/2024	N/A	6.31	1,739.352	0.00	1,739.35
Dodge & Cox Stock Fund	256219106	0.000	10/25/2024	N/A	6.79	1,871.664	0.00	1,871.66
Dodge & Cox Stock Fund	256219106	0.000	10/25/2024	N/A	7.421	2,045.599	0.00	2,045.60
Dodge & Cox Stock Fund	256219106	0.000	10/25/2024	N/A	8.96	2,469.824	0.00	2,469.82
Dodge & Cox Stock Fund	256219106	0.000	10/25/2024	N/A	11.223	3,093.62	0.00	3,093.62
Dodge & Cox Stock Fund	256219106	0.000	10/25/2024	N/A	11.522	3,176.039	0.00	3,176.04
Dodge & Cox Stock Fund	256219106	0.000	10/25/2024	N/A	11.673	3,217.662	0.00	3,217.66
Dodge & Cox Stock Fund	256219106	0.000	10/25/2024	N/A	13.404	3,694.813	0.00	3,694.81
Dodge & Cox Stock Fund	256219106	0.000	10/25/2024	N/A	14.021	3,864.889	0.00	3,864.89
Dodge & Cox Stock Fund	256219106	0.000	10/25/2024	N/A	14.07	3,878.396	0.00	3,878.40
Dodge & Cox Stock Fund	256219106	0.000	10/25/2024	N/A	14.361	3,958.61	0.00	3,958.61
Dodge & Cox Stock Fund	256219106	0.000	10/25/2024	N/A	15.628	4,307.858	0.00	4,307.86
Dodge & Cox Stock Fund	256219106	0.000	10/25/2024	N/A	17.628	4,859.158	0.00	4,859.16
Dodge & Cox Stock Fund	256219106	0.000	10/25/2024	N/A	21.319	5,876.582	0.00	5,876.58

Description	CUSIP/Ticker	YTM @ Cost	Settlement Date	Maturity Date	Face Amount/Shares	Principal	Interest/Dividends	Total
Dodge & Cox Stock Fund	256219106	0.000	10/25/2024	N/A	21.55	5,940.258	0.00	5,940.26
Dodge & Cox Stock Fund	256219106	0.000	10/25/2024	N/A	25.17	6,938.111	0.00	6,938.11
Dodge & Cox Stock Fund	256219106	0.000	10/25/2024	N/A	32.419	8,618.10	0.00	8,618.10
Dodge & Cox Stock Fund	256219106	0.000	10/25/2024	N/A	35.515	9,789.71	0.00	9,789.71
Dodge & Cox Stock Fund	256219106	0.000	10/25/2024	N/A	48.861	13,468.535	0.00	13,468.54
Dodge & Cox Stock Fund	256219106	0.000	10/25/2024	N/A	51.603	14,224.367	0.00	14,224.37
Dodge & Cox Stock Fund	256219106	0.000	10/25/2024	N/A	78.60	21,666.09	0.00	21,666.09
ishares SP 500 Growth	464287309	0.000	10/25/2024	N/A	2.00	196.455	0.00	196.46
ishares SP 500 Growth	464287309	0.000	10/25/2024	N/A	3.00	294.682	0.00	294.68
ishares SP 500 Growth	464287309	0.000	10/25/2024	N/A	7.00	687.592	0.00	687.59
ishares SP 500 Growth	464287309	0.000	10/25/2024	N/A	8.00	785.819	0.00	785.82
ishares SP 500 Growth	464287309	0.000	10/25/2024	N/A	28.00	2,750.366	0.00	2,750.37
ishares SP 500 Growth	464287309	0.000	10/25/2024	N/A	978.00	96,066.366	0.00	96,066.37
Emerald Growth	317609253	0.000	10/25/2024	N/A	70.733	1,913.327	0.00	1,913.33
Emerald Growth	317609253	0.000	10/25/2024	N/A	2,695.257	72,906.673	0.00	72,906.67
Harbor Capital Appreciation	411512528	0.000	10/25/2024	N/A	0.004	0.48	0.00	0.48
Harbor Capital Appreciation	411512528	0.000	10/25/2024	N/A	0.609	73.804	0.00	73.80
Harbor Capital Appreciation	411512528	0.000	10/25/2024	N/A	0.997	120.826	0.00	120.83
Harbor Capital Appreciation	411512528	0.000	10/25/2024	N/A	3.008	364.538	0.00	364.54
Harbor Capital Appreciation	411512528	0.000	10/25/2024	N/A	4.288	519.66	0.00	519.66
Harbor Capital Appreciation	411512528	0.000	10/25/2024	N/A	6.248	757.192	0.00	757.19
Harbor Capital Appreciation	411512528	0.000	10/25/2024	N/A	11.315	1,371.259	0.00	1,371.26
Harbor Capital Appreciation	411512528	0.000	10/25/2024	N/A	11.755	1,424.582	0.00	1,424.58
Harbor Capital Appreciation	411512528	0.000	10/25/2024	N/A	12.667	1,534.63	0.00	1,534.63
Harbor Capital Appreciation	411512528	0.000	10/25/2024	N/A	13.13	1,591.218	0.00	1,591.22
Harbor Capital Appreciation	411512528	0.000	10/25/2024	N/A	15.741	1,907.644	0.00	1,907.64
Harbor Capital Appreciation	411512528	0.000	10/25/2024	N/A	16.996	2,059.736	0.00	2,059.74
Harbor Capital Appreciation	411512528	0.000	10/25/2024	N/A	18.866	2,286.361	0.00	2,286.36
Harbor Capital Appreciation	411512528	0.000	10/25/2024	N/A	22.25	2,696.466	0.00	2,696.47
Harbor Capital Appreciation	411512528	0.000	10/25/2024	N/A	50.004	6,059.959	0.00	6,059.96
Harbor Capital Appreciation	411512528	0.000	10/25/2024	N/A	56.607	6,860.173	0.00	6,860.17
Harbor Capital Appreciation	411512528	0.000	10/25/2024	N/A	86.13	10,438.05	0.00	10,438.05
Harbor Capital Appreciation	411512528	0.000	10/25/2024	N/A	94.977	11,510.213	0.00	11,510.21
Harbor Capital Appreciation	411512528	0.000	10/25/2024	N/A	95.11	11,526.332	0.00	11,526.33
Harbor Capital Appreciation	411512528	0.000	10/25/2024	N/A	124.129	15,043.129	0.00	15,043.13
Harbor Capital Appreciation	411512528	0.000	10/25/2024	N/A	143.28	17,364.029	0.00	17,364.03
Harbor Capital Appreciation	411512528	0.000	10/25/2024	N/A	152.093	18,432.072	0.00	18,432.07
ishares Russell Mid Cap	464287499	0.000	10/25/2024	N/A	5.00	443.788	0.00	443.79
ishares Russell Mid Cap	464287499	0.000	10/25/2024	N/A	6.00	532.545	0.00	532.55
ishares Russell Mid Cap	464287499	0.000	10/25/2024	N/A	8.00	710.06	0.00	710.06

Description	CUSIP/Ticker	YTM @ Cost	Settlement Date	Maturity Date	Face Amount/Shares	Principal	Interest/Dividends	Total
ishares Russell Mid Cap	464287499	0.000	10/25/2024	N/A	8.00	710.06	0.00	710.06
ishares Russell Mid Cap	464287499	0.000	10/25/2024	N/A	11.00	976.333	0.00	976.33
ishares Russell Mid Cap	464287499	0.000	10/25/2024	N/A	18.00	1,597.636	0.00	1,597.64
ishares Russell Mid Cap	464287499	0.000	10/25/2024	N/A	20.00	1,775.151	0.00	1,775.15
ishares Russell Mid Cap	464287499	0.000	10/25/2024	N/A	22.00	1,952.666	0.00	1,952.67
ishares Russell Mid Cap	464287499	0.000	10/25/2024	N/A	24.00	2,130.181	0.00	2,130.18
ishares Russell Mid Cap	464287499	0.000	10/25/2024	N/A	24.00	2,130.181	0.00	2,130.18
ishares Russell Mid Cap	464287499	0.000	10/25/2024	N/A	33.00	2,928.998	0.00	2,929.00
ishares Russell Mid Cap	464287499	0.000	10/25/2024	N/A	34.00	3,017.756	0.00	3,017.76
ishares Russell Mid Cap	464287499	0.000	10/25/2024	N/A	42.00	3,727.816	0.00	3,727.82
ishares Russell Mid Cap	464287499	0.000	10/25/2024	N/A	57.00	5,059.179	0.00	5,059.18
ishares Russell Mid Cap	464287499	0.000	10/25/2024	N/A	64.00	5,680.482	0.00	5,680.48
ishares Russell Mid Cap	464287499	0.000	10/25/2024	N/A	70.00	6,213.027	0.00	6,213.03
ishares Russell Mid Cap	464287499	0.000	10/25/2024	N/A	77.00	6,834.33	0.00	6,834.33
ishares Russell Mid Cap	464287499	0.000	10/25/2024	N/A	119.00	10,562.146	0.00	10,562.15
ishares Russell Mid Cap	464287499	0.000	10/25/2024	N/A	142.00	12,603.569	0.00	12,603.57
ishares Russell Mid Cap	464287499	0.000	10/25/2024	N/A	184.00	16,331.385	0.00	16,331.39
ishares Russell Mid Cap	464287499	0.000	10/25/2024	N/A	203.00	18,017.779	0.00	18,017.78
ishares Russell Mid Cap	464287499	0.000	10/25/2024	N/A	257.00	22,810.685	0.00	22,810.69
ishares Russell Mid Cap	464287499	0.000	10/25/2024	N/A	600.00	53,254.518	0.00	53,254.52
Emerald Growth	317609253	0.000	10/28/2024	N/A	36.109	985.408	0.00	985.41
Emerald Growth	317609253	0.000	10/28/2024	N/A	52.305	1,427.395	0.00	1,427.40
Emerald Growth	317609253	0.000	10/28/2024	N/A	60.399	1,648.278	0.00	1,648.28
Emerald Growth	317609253	0.000	10/28/2024	N/A	67.029	1,829.21	0.00	1,829.21
Emerald Growth	317609253	0.000	10/28/2024	N/A	193.468	5,279.709	0.00	5,279.71
<b>Sub Total / Average Sell</b>					<b>13,392.258</b>	<b>862,935.59</b>	<b>0.00</b>	<b>862,935.59</b>

Mesa Water District  
Portfolio Holdings  
Investment Report | PARS Trust  
Report Format: By CUSIP / Ticker  
Group By: Portfolio Name  
Average By: Market Value  
Portfolio / Report Group: PARS Pension Trust  
As of 10/31/2024

Description	CUSIP/Ticker	Security Type	Face Amount/Shares	Cost Value	Market Value
<b>PARS Pension Trust</b>					
Baird Aggregate Bond Fund	057071854	Mutual Fund	85,584.92	824,798.47	837,876.34
Cohen & Steers Instl Realty	19247U106	Mutual Fund	18,749.67	915,387.44	962,233.68
Columbia Contrarian Fund	19766M709	Mutual Fund	44,515.24	1,401,798.20	1,712,055.81
Columbia Small Cap Growth Inst3	19765Y340	Mutual Fund	2,923.52	80,455.22	83,671.09
Dodge Cox Income	256210105	Mutual Fund	63,934.47	806,406.22	805,574.37
Emerald Growth	317609253	Mutual Fund	3,072.33	74,930.62	81,539.59
Fidelity International	315911727	Mutual Fund	16,150.81	801,726.33	814,969.87
Goldman Sachs	38147N293	Mutual Fund	12,721.08	295,256.18	284,824.98
Hartford Schroders	41665X859	Mutual Fund	24,175.09	376,516.37	419,437.75
iShares Core US Aggregate	464287226	Mutual Fund	6,221.00	605,637.67	612,270.82
Lazard CI List Infrastructure	52106N459	Mutual Fund	16,994.22	283,054.29	270,547.95
MFS International	552746356	Mutual Fund	6,881.50	247,560.48	312,075.98
Natixis Vaughan Nelson Select N	63873P841	Mutual Fund	18,813.42	410,470.00	405,993.45
Nyli Cbre Global Infrastructure	56064L298	Mutual Fund	20,789.79	271,617.65	281,909.48
Nyli MacKay	56063N881	Mutual Fund	32,071.57	164,879.78	166,772.16
PGIM Total Return Bond	74440B884	Mutual Fund	67,228.47	891,115.82	805,397.12
Putnam Core Equity Fund Y	74676P839	Mutual Fund	16,878.39	731,760.00	738,429.60
Schwab US Large Cap EFT	808524201	Mutual Fund	218,321.00	4,969,021.66	4,899,123.24
Undiscovered	904504479	Mutual Fund	2,769.36	211,833.88	242,290.08
US Bank PARS   Pension Trust MM	MM4901	Money Market	419,039.59	419,039.59	419,039.59
<b>Sub Total / Average PARS Pension Trust</b>			<b>1,097,835.44</b>	<b>14,783,265.87</b>	<b>15,156,032.95</b>
<b>Total / Average</b>			<b>1,097,835.44</b>	<b>14,783,265.87</b>	<b>15,156,032.95</b>

Mesa Water District  
Transactions Summary  
Monthly Treasurer's Status Report - Investment Activity  
Group By: Action  
Portfolio / Report Group: PARS Pension Trust  
Begin Date: 09/30/2024, End Date: 10/31/2024

Description	CUSIP/Ticker	YTM @ Cost	Settlement Date	Maturity Date	Face Amount/Shares	Principal	Interest/Dividends	Total
<b>Buy</b>								
Cohen & Steers Instl Realty	19247U106	0.000	10/9/2024	N/A	7,971.864	408,000.00	0.00	408,000.00
Schwab US Large Cap EFT	808524201	0.000	10/11/2024	N/A	39,518.00	0.01	0.00	0.01
Baird Aggregate Bond Fund	057071854	0.000	10/25/2024	N/A	276.702	2,714.45	0.00	2,714.45
Baird Aggregate Bond Fund	057071854	0.000	10/25/2024	N/A	1,879.715	18,440.00	0.00	18,440.00
Dodge Cox Income	256210105	0.000	10/25/2024	N/A	2,212.361	27,920.00	0.00	27,920.00
iShares Core US Aggregate	464287226	0.000	10/25/2024	N/A	251.00	24,816.37	0.00	24,816.37
Columbia Contrarian Fund	19766M709	0.000	10/25/2024	N/A	15,032.316	590,770.00	0.00	590,770.00
Natixis Vaughan Nelson Select N	63873P841	0.000	10/25/2024	N/A	7,244.695	160,470.00	0.00	160,470.00
Schwab US Large Cap EFT	808524201	0.000	10/25/2024	N/A	159,044.00	3,658,012.00	0.00	3,658,012.00
PGIM Total Return Bond	74440B884	0.000	10/25/2024	N/A	2,801.832	33,650.00	0.00	33,650.00
Putnam Core Equity Fund Y	74676P839	0.000	10/25/2024	N/A	5,001.353	221,760.00	0.00	221,760.00
Nyli MacKay	56063N881	0.000	10/31/2024	N/A	163.223	848.76	0.00	848.76
<b>Sub Total / Average Buy</b>					<b>241,397.061</b>	<b>5,147,401.59</b>	<b>0.00</b>	<b>5,147,401.59</b>
<b>Dividend</b>								
iShares Core US Aggregate	464287226	0.000	10/4/2024	N/A	0.00	0.00	1,834.75	1,834.75
Baird Aggregate Bond Fund	057071854	0.000	10/25/2024	N/A	0.00	0.00	2,714.45	2,714.45
Nyli MacKay	56063N881	0.000	10/31/2024	N/A	0.00	0.00	848.76	848.76
PGIM Total Return Bond	74440B884	0.000	10/31/2024	N/A	0.00	0.00	3,116.79	3,116.79
<b>Sub Total / Average Dividend</b>					<b>0.00</b>	<b>0.00</b>	<b>8,514.75</b>	<b>8,514.75</b>
<b>Interest</b>								
US Bank PARS   Pension Trust MM	MM4901	0.000	10/31/2024	N/A	0.00	0.00	2,302.63	2,302.63
<b>Sub Total / Average Interest</b>					<b>0.00</b>	<b>0.00</b>	<b>2,302.63</b>	<b>2,302.63</b>
<b>Sell</b>								
Hartford Schroders	41665X859	0.000	10/9/2024	N/A	565.875	10,219.703	0.00	10,219.70
Hartford Schroders	41665X859	0.000	10/9/2024	N/A	716.999	12,949.002	0.00	12,949.00
Hartford Schroders	41665X859	0.000	10/9/2024	N/A	1,147.63	20,726.198	0.00	20,726.20
Hartford Schroders	41665X859	0.000	10/9/2024	N/A	1,429.098	25,809.51	0.00	25,809.51
Hartford Schroders	41665X859	0.000	10/9/2024	N/A	1,536.38	27,747.023	0.00	27,747.02
Hartford Schroders	41665X859	0.000	10/9/2024	N/A	1,576.36	28,469.062	0.00	28,469.06
Hartford Schroders	41665X859	0.000	10/9/2024	N/A	3,023.70	54,608.022	0.00	54,608.02



Description	CUSIP/Ticker	YTM @ Cost	Settlement Date	Maturity Date	Face Amount/Shares	Principal	Interest/Dividends	Total
Hartford Schroders	41665X859	0.000	10/9/2024	N/A	3,113.90	56,237.034	0.00	56,237.03
Hartford Schroders	41665X859	0.000	10/9/2024	N/A	4,199.01	75,834.121	0.00	75,834.12
Hartford Schroders	41665X859	0.000	10/9/2024	N/A	5,116.297	92,400.325	0.00	92,400.33
Columbia Small Cap Growth Inst3	19765Y340	0.000	10/25/2024	N/A	2,890.435	83,100.00	0.00	83,100.00
iShares SP500	464287408	0.000	10/25/2024	N/A	5.00	987.673	0.00	987.67
iShares SP500	464287408	0.000	10/25/2024	N/A	19.00	3,753.156	0.00	3,753.16
iShares SP500	464287408	0.000	10/25/2024	N/A	20.00	3,950.69	0.00	3,950.69
iShares SP500	464287408	0.000	10/25/2024	N/A	21.00	4,148.225	0.00	4,148.23
iShares SP500	464287408	0.000	10/25/2024	N/A	21.00	4,148.225	0.00	4,148.23
iShares SP500	464287408	0.000	10/25/2024	N/A	22.00	4,345.759	0.00	4,345.76
iShares SP500	464287408	0.000	10/25/2024	N/A	25.00	4,938.363	0.00	4,938.36
iShares SP500	464287408	0.000	10/25/2024	N/A	33.00	6,518.639	0.00	6,518.64
iShares SP500	464287408	0.000	10/25/2024	N/A	45.00	8,889.053	0.00	8,889.05
iShares SP500	464287408	0.000	10/25/2024	N/A	53.00	10,469.329	0.00	10,469.33
iShares SP500	464287408	0.000	10/25/2024	N/A	54.00	10,666.863	0.00	10,666.86
iShares SP500	464287408	0.000	10/25/2024	N/A	75.00	14,815.088	0.00	14,815.09
iShares SP500	464287408	0.000	10/25/2024	N/A	77.00	15,210.157	0.00	15,210.16
iShares SP500	464287408	0.000	10/25/2024	N/A	105.00	20,741.123	0.00	20,741.12
iShares SP500	464287408	0.000	10/25/2024	N/A	106.00	20,938.658	0.00	20,938.66
iShares SP500	464287408	0.000	10/25/2024	N/A	151.00	29,827.711	0.00	29,827.71
iShares SP500	464287408	0.000	10/25/2024	N/A	616.00	121,681.257	0.00	121,681.26
iShares SP500	464287408	0.000	10/25/2024	N/A	664.00	131,162.913	0.00	131,162.91
Undiscovered	904504479	0.000	10/25/2024	N/A	66.944	5,857.60	0.00	5,857.60
Undiscovered	904504479	0.000	10/25/2024	N/A	95.488	8,355.20	0.00	8,355.20
Undiscovered	904504479	0.000	10/25/2024	N/A	153.352	13,418.30	0.00	13,418.30
Undiscovered	904504479	0.000	10/25/2024	N/A	411.416	35,998.899	0.00	35,998.90
Undiscovered	904504479	0.000	10/25/2024	N/A	876.78	76,718.248	0.00	76,718.25
Undiscovered	904504479	0.000	10/25/2024	N/A	972.038	85,053.323	0.00	85,053.32
Undiscovered	904504479	0.000	10/25/2024	N/A	1,105.67	96,746.123	0.00	96,746.12
Undiscovered	904504479	0.000	10/25/2024	N/A	2,049.855	179,362.308	0.00	179,362.31
Dodge & Cox Stock Fund	256219106	0.000	10/25/2024	N/A	4.245	1,170.134	0.00	1,170.13
Dodge & Cox Stock Fund	256219106	0.000	10/25/2024	N/A	5.887	1,622.752	0.00	1,622.75
Dodge & Cox Stock Fund	256219106	0.000	10/25/2024	N/A	8.402	2,316.011	0.00	2,316.01
Dodge & Cox Stock Fund	256219106	0.000	10/25/2024	N/A	9.899	2,728.659	0.00	2,728.66
Dodge & Cox Stock Fund	256219106	0.000	10/25/2024	N/A	23.428	6,457.928	0.00	6,457.93
Dodge & Cox Stock Fund	256219106	0.000	10/25/2024	N/A	25.935	7,148.983	0.00	7,148.98
Dodge & Cox Stock Fund	256219106	0.000	10/25/2024	N/A	27.16	7,486.654	0.00	7,486.65
Dodge & Cox Stock Fund	256219106	0.000	10/25/2024	N/A	28.059	7,734.463	0.00	7,734.46
Dodge & Cox Stock Fund	256219106	0.000	10/25/2024	N/A	28.546	7,868.705	0.00	7,868.71
Dodge & Cox Stock Fund	256219106	0.000	10/25/2024	N/A	28.638	7,894.065	0.00	7,894.07

Description	CUSIP/Ticker	YTM @ Cost	Settlement Date	Maturity Date	Face Amount/Shares	Principal	Interest/Dividends	Total
Dodge & Cox Stock Fund	256219106	0.000	10/25/2024	N/A	39.295	10,831.667	0.00	10,831.67
Dodge & Cox Stock Fund	256219106	0.000	10/25/2024	N/A	46.656	12,860.726	0.00	12,860.73
Dodge & Cox Stock Fund	256219106	0.000	10/25/2024	N/A	84.433	23,273.956	0.00	23,273.96
Dodge & Cox Stock Fund	256219106	0.000	10/25/2024	N/A	89.053	24,547.459	0.00	24,547.46
Dodge & Cox Stock Fund	256219106	0.000	10/25/2024	N/A	92.35	25,456.278	0.00	25,456.28
Dodge & Cox Stock Fund	256219106	0.000	10/25/2024	N/A	99.012	27,292.658	0.00	27,292.66
Dodge & Cox Stock Fund	256219106	0.000	10/25/2024	N/A	100.271	27,639.701	0.00	27,639.70
Dodge & Cox Stock Fund	256219106	0.000	10/25/2024	N/A	107.126	29,529.282	0.00	29,529.28
Dodge & Cox Stock Fund	256219106	0.000	10/25/2024	N/A	118.162	32,571.355	0.00	32,571.36
Dodge & Cox Stock Fund	256219106	0.000	10/25/2024	N/A	127.087	35,031.532	0.00	35,031.53
Dodge & Cox Stock Fund	256219106	0.000	10/25/2024	N/A	131.272	36,185.127	0.00	36,185.13
Dodge & Cox Stock Fund	256219106	0.000	10/25/2024	N/A	145.219	40,029.617	0.00	40,029.62
Dodge & Cox Stock Fund	256219106	0.000	10/25/2024	N/A	275.23	75,867.15	0.00	75,867.15
Dodge & Cox Stock Fund	256219106	0.000	10/25/2024	N/A	530.16	146,138.604	0.00	146,138.60
Dodge & Cox Stock Fund	256219106	0.000	10/25/2024	N/A	648.237	178,686.529	0.00	178,686.53
ishares SP 500 Growth	464287309	0.000	10/25/2024	N/A	54.00	5,304.278	0.00	5,304.28
ishares SP 500 Growth	464287309	0.000	10/25/2024	N/A	6,094.00	598,597.582	0.00	598,597.58
Emerald Growth	317609253	0.000	10/25/2024	N/A	16,467.283	445,440.00	0.00	445,440.00
Harbor Capital Appreciation	411512528	0.000	10/25/2024	N/A	0.005	0.61	0.00	0.61
Harbor Capital Appreciation	411512528	0.000	10/25/2024	N/A	6.028	730.533	0.00	730.53
Harbor Capital Appreciation	411512528	0.000	10/25/2024	N/A	39.79	4,822.15	0.00	4,822.15
Harbor Capital Appreciation	411512528	0.000	10/25/2024	N/A	53.061	6,430.463	0.00	6,430.46
Harbor Capital Appreciation	411512528	0.000	10/25/2024	N/A	60.876	7,377.562	0.00	7,377.56
Harbor Capital Appreciation	411512528	0.000	10/25/2024	N/A	94.243	11,421.309	0.00	11,421.31
Harbor Capital Appreciation	411512528	0.000	10/25/2024	N/A	121.53	14,728.221	0.00	14,728.22
Harbor Capital Appreciation	411512528	0.000	10/25/2024	N/A	200.19	24,261.026	0.00	24,261.03
Harbor Capital Appreciation	411512528	0.000	10/25/2024	N/A	359.747	43,597.739	0.00	43,597.74
Harbor Capital Appreciation	411512528	0.000	10/25/2024	N/A	400.155	48,494.784	0.00	48,494.78
Harbor Capital Appreciation	411512528	0.000	10/25/2024	N/A	568.706	68,921.48	0.00	68,921.48
Harbor Capital Appreciation	411512528	0.000	10/25/2024	N/A	646.106	78,301.586	0.00	78,301.59
Harbor Capital Appreciation	411512528	0.000	10/25/2024	N/A	756.182	91,641.696	0.00	91,641.70
Harbor Capital Appreciation	411512528	0.000	10/25/2024	N/A	1,005.05	121,801.40	0.00	121,801.40
Harbor Capital Appreciation	411512528	0.000	10/25/2024	N/A	1,283.65	155,565.543	0.00	155,565.54
ishares Russell Mid Cap	464287499	0.000	10/25/2024	N/A	19.00	1,686.393	0.00	1,686.39
ishares Russell Mid Cap	464287499	0.000	10/25/2024	N/A	30.00	2,662.726	0.00	2,662.73
ishares Russell Mid Cap	464287499	0.000	10/25/2024	N/A	42.00	3,727.816	0.00	3,727.82
ishares Russell Mid Cap	464287499	0.000	10/25/2024	N/A	98.00	8,698.238	0.00	8,698.24
ishares Russell Mid Cap	464287499	0.000	10/25/2024	N/A	104.00	9,230.783	0.00	9,230.78
ishares Russell Mid Cap	464287499	0.000	10/25/2024	N/A	107.00	9,497.056	0.00	9,497.06
ishares Russell Mid Cap	464287499	0.000	10/25/2024	N/A	111.00	9,852.086	0.00	9,852.09

Description	CUSIP/Ticker	YTM @ Cost	Settlement Date	Maturity Date	Face Amount/Shares	Principal	Interest/Dividends	Total
ishares Russell Mid Cap	464287499	0.000	10/25/2024	N/A	135.00	11,982.267	0.00	11,982.27
ishares Russell Mid Cap	464287499	0.000	10/25/2024	N/A	183.00	16,242.628	0.00	16,242.63
ishares Russell Mid Cap	464287499	0.000	10/25/2024	N/A	226.00	20,059.202	0.00	20,059.20
ishares Russell Mid Cap	464287499	0.000	10/25/2024	N/A	250.00	22,189.383	0.00	22,189.38
ishares Russell Mid Cap	464287499	0.000	10/25/2024	N/A	264.00	23,431.988	0.00	23,431.99
ishares Russell Mid Cap	464287499	0.000	10/25/2024	N/A	304.00	26,982.29	0.00	26,982.29
ishares Russell Mid Cap	464287499	0.000	10/25/2024	N/A	390.00	34,615.437	0.00	34,615.44
ishares Russell Mid Cap	464287499	0.000	10/25/2024	N/A	394.00	34,970.467	0.00	34,970.47
ishares Russell Mid Cap	464287499	0.000	10/25/2024	N/A	410.00	36,390.588	0.00	36,390.59
ishares Russell Mid Cap	464287499	0.000	10/25/2024	N/A	412.00	36,568.103	0.00	36,568.10
ishares Russell Mid Cap	464287499	0.000	10/25/2024	N/A	461.00	40,917.222	0.00	40,917.22
ishares Russell Mid Cap	464287499	0.000	10/25/2024	N/A	908.00	80,591.839	0.00	80,591.84
ishares Russell Mid Cap	464287499	0.000	10/25/2024	N/A	982.00	87,159.896	0.00	87,159.90
ishares Russell Mid Cap	464287499	0.000	10/25/2024	N/A	1,200.00	106,509.038	0.00	106,509.04
ishares Russell Mid Cap	464287499	0.000	10/25/2024	N/A	1,423.00	126,301.967	0.00	126,301.97
ishares Russell Mid Cap	464287499	0.000	10/25/2024	N/A	3,700.00	328,402.866	0.00	328,402.87
Emerald Growth	317609253	0.000	10/28/2024	N/A	297.574	8,120.793	0.00	8,120.79
Emerald Growth	317609253	0.000	10/28/2024	N/A	498.257	13,597.431	0.00	13,597.43
Emerald Growth	317609253	0.000	10/28/2024	N/A	720.685	19,667.49	0.00	19,667.49
Emerald Growth	317609253	0.000	10/28/2024	N/A	900.487	24,574.286	0.00	24,574.29
Dodge & Cox Stock Fund	256219106	0.000	10/31/2024	N/A	0.003	0.83	0.00	0.83
Dodge & Cox Stock Fund	256219106	0.000	10/31/2024	N/A	0.004	1.10	0.00	1.10
Dodge & Cox Stock Fund	256219106	0.000	10/31/2024	N/A	102.209	28,175.57	0.00	28,175.57
Dodge & Cox Stock Fund	256219106	0.000	10/31/2024	N/A	201.306	55,489.17	0.00	55,489.17
<b>Sub Total / Average Sell</b>					<b>79,067.116</b>	<b>5,140,907.789</b>	<b>0.00</b>	<b>5,140,907.79</b>

**Mesa Water District**  
**Quarterly Treasurer's Report on Investments**  
**As of 09/30/2024**



Investments are in compliance with the Investment Policy adopted as Resolution 1575 of the Mesa Water District Board of Directors. The liquidity of investments will meet cash flow needs for the next six months except under unforeseen catastrophic circumstances.

INVESTMENTS	Maturity Date	Days to Maturity	Yield to Maturity @ Cost	Cost Value	% of Portfolio	Policy % Limit	Market Value	Interest Year to Date	Notes
Local Agency Investment Fund (LAIF)	Liquid	1	4.58%	1,159.43	0.01%	No Limit	1,159.43	12.94	1,4
Orange County Investment Pool (OCIP) *	Liquid	1	4.46%	16,431.69	0.09%	No Limit	16,431.69	179.33	1,6
Miscellaneous (Petty Cash, Emergency Cash, etc.)	Liquid	1	0.00%	14,000.00	0.07%	N/A	14,000.00	0.00	
US Bank Custody Account									2,5
Negotiable Certificate of Deposit	Various	431	1.52%	5,714,000.00	29.53%	30.00%	5,604,208.02	23,019.34	
US Agency Bonds	Various	453	0.82%	9,298,908.66	47.34%	No Limit	8,986,050.80	14,777.75	
US Treasury Bonds	Various	408	0.61%	991,055.86	5.07%	No Limit	962,787.50	1,250.00	
<b>Sub Total / Average</b>		<b>442</b>	<b>1.06%</b>	<b>16,003,964.52</b>			<b>15,553,046.32</b>	<b>39,047.09</b>	
US Bank Custody Account	Liquid	1	4.51%	523,902.01	2.76%	No Limit	523,902.01	12,021.21	
Pacific Premier Bank	Liquid	1	1.25%	2,871,478.61	15.13%	No Limit	2,871,478.61	0.00	1,3
<b>Total   Average</b>		<b>363</b>	<b>1.19%</b>	<b>\$19,430,936.26</b>	<b>100.00%</b>		<b>\$18,980,018.06</b>	<b>\$51,260.57</b>	

PARS OPEB & Pension Trust	1 Month Rate of Return	3 Month Rate of Return	Cost Value	Market Value
Public Agency Retirement Services (PARS)				
Capital Appreciation HighMark PLUS Fund				
OPEB	1.44%	5.68%	2,164,601.88	2,442,205.24
Pension Trust	1.44%	5.75%	12,848,857.42	14,628,352.60
<b>Benchmark - S &amp; P 500 Index</b>			<b>15,013,459.30</b>	<b>17,070,557.84</b>
1 Month   2.46 %   3 Month   5.33 %   1 YEAR   33.14 %				

**Sources of Market Value Valuation - Account Statements**

LAIF, OCIP & US Bank

**Local Agency Investment Fund (LAIF)**

District LAIF includes the funds designated for advances; construction, customer deposits, working capital cash and monies to pay COP principal/interest payments.

**Weighted Average Return | 1.19 %**

Benchmark: 3 Month Treasury Bill - September | 4.92 %

**Weighted Average Maturity | 1.0 Years**

Days to Maturity | 363

**Notes**

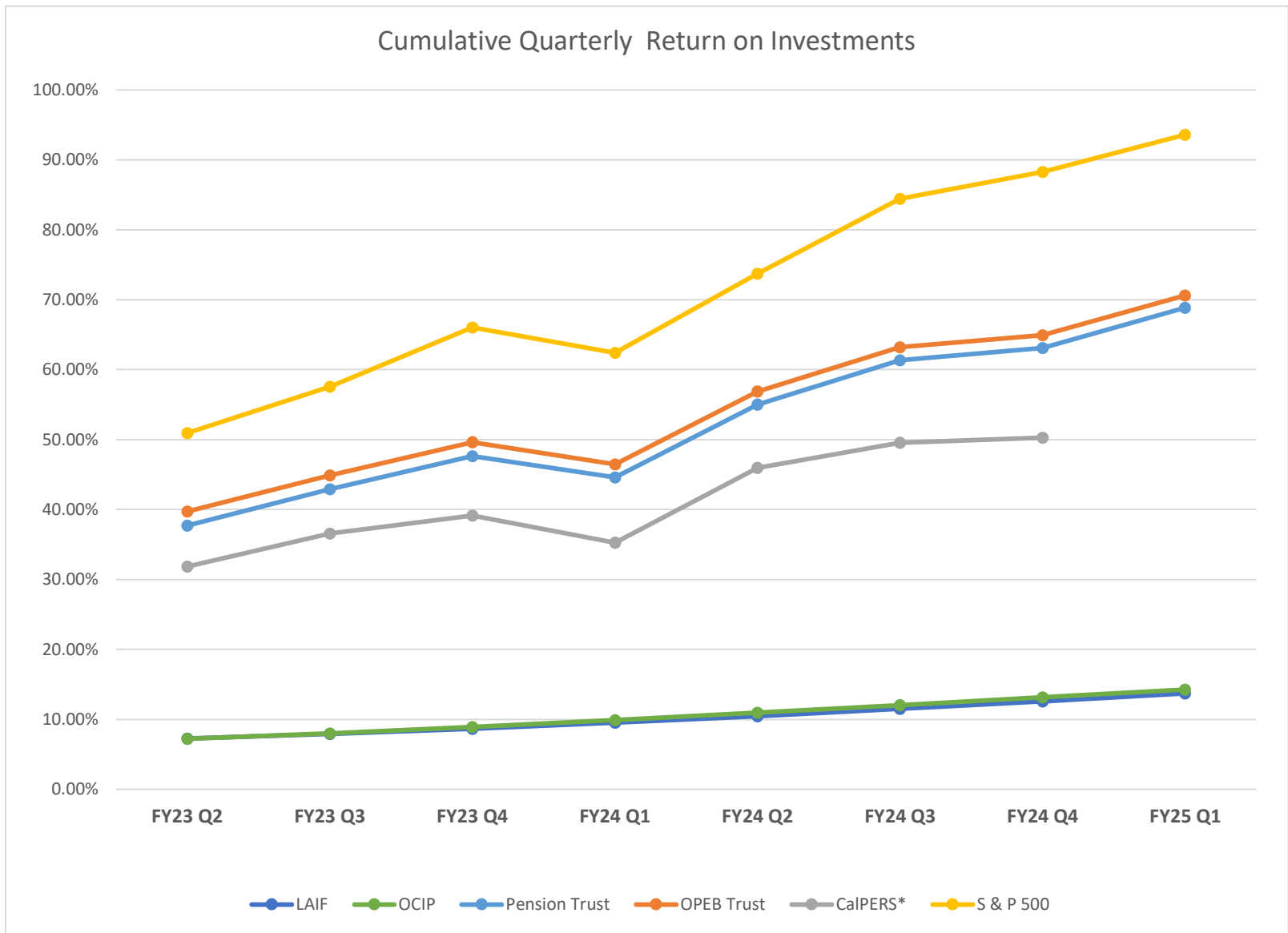
- The interest or yield shown is for the current month net of fees.
- The interest rate (Yield to Maturity @Cost) shown is the guaranteed annual interest rate for the term of the investment.
- The rate shown is the Earnings Credit Rate. These earnings are applied against bank service charges; no actual monies are received.
- LAIF general ledger carrying value reflects market value (unrealized gains/losses) only at fiscal year end. LAIF only provides the market value participation factor quarterly. The June \*Fair Value Factor is 0.996316042. The yield earned on the Treasurer's Reports does not reflect change in fair market value.
- US Bank Custody Account general ledger carrying value reflects market value (unrealized gains/losses). The Yield earned does not reflect change in fair market value.
- Orange County Investment Pool September 2024 | Net Asset Value is 1.00.

\*LAIF 09/30/2024 Fair Value Factor not available at reporting deadline; previous factor reported.

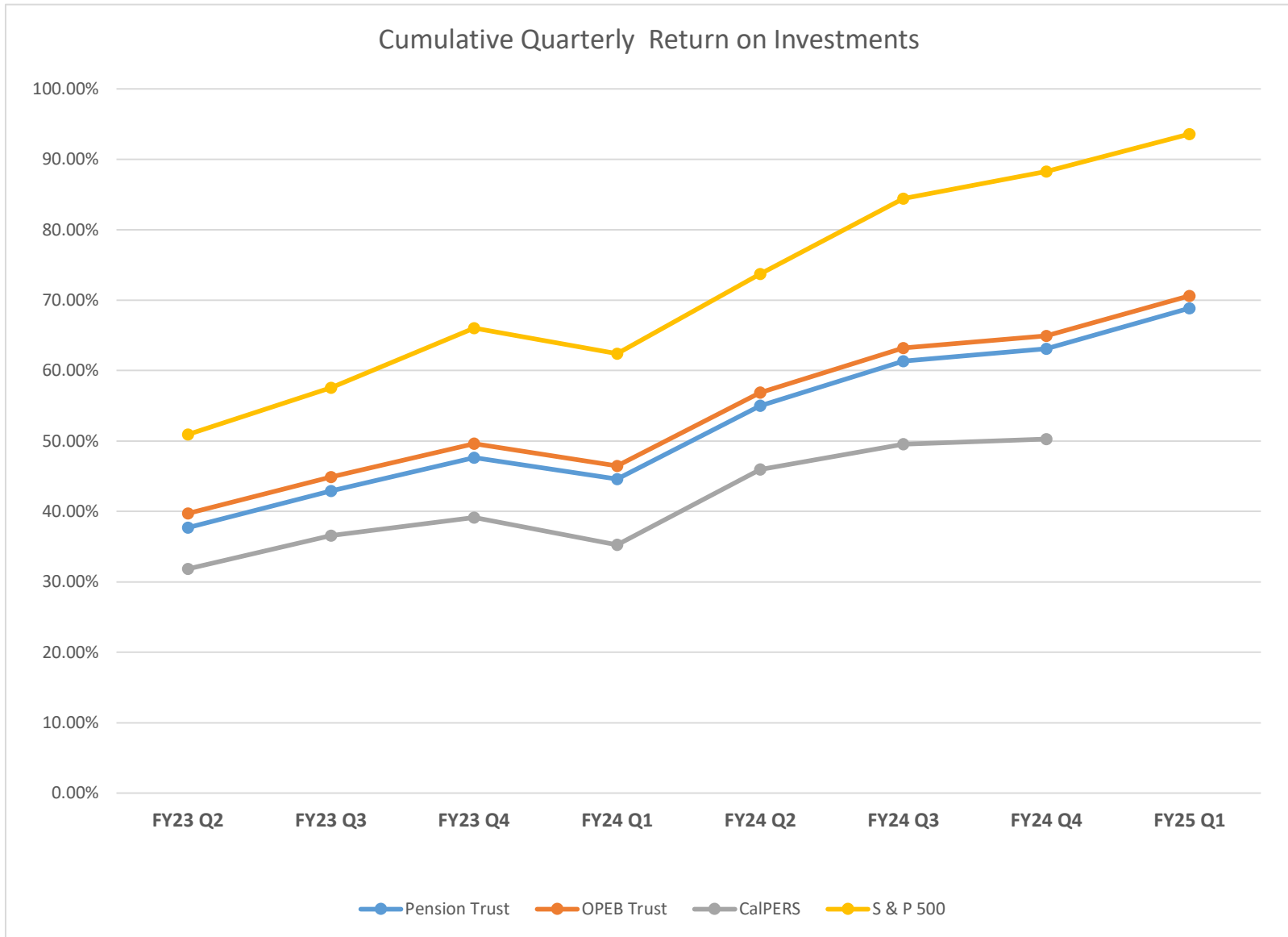
I certify that this report reflects the cash and investments of Mesa Water District and is in conformity with the Government Code requirements and the District Investment Policy/Guidelines in effect at the time of the investment.

*Marwan Khalifa*

Marwan Khalifa, CPA, MBA, District Treasurer



**\* CalPERS FY25 Q1 data was unavailable at time of publishing.**



**\* CalPERS FY25 Q1 data was unavailable at time of publishing.**

Mesa Water District  
Transactions Summary  
Quarterly Treasurer's Status Report - Investment Activity  
Group By: Action  
Portfolio / Report Group: Report Group | Treasurer's Report  
Begin Date: 06/30/2024, End Date: 09/30/2024

Description	CUSIP/Ticker	YTM @ Cost	Settlement Date	Maturity Date	Face Amount/Shares	Principal	Interest/Dividends	Total
<b>Interest</b>								
Live Oak Banking NC 0.5 2/10/2026	538036NE0	0.000	7/1/2024	2/10/2026	0.00	0.00	102.33	102.33
Seattle Bank WA 0.75 6/2/2025-20	81258PKJ1	0.000	7/2/2024	6/2/2025	0.00	0.00	153.49	153.49
Discover Bank3.4 7/6/2027	254673L38	0.000	7/6/2024	7/6/2027	0.00	0.00	4,153.59	4,153.59
Apex Bank TN 0.95 5/8/2025	03753XBK5	0.000	7/8/2024	5/8/2025	0.00	0.00	194.42	194.42
Farm Bureau Bank NV 0.25 7/9/2024	307660LK4	0.000	7/9/2024	7/9/2024	0.00	0.00	51.16	51.16
LAIF LGIP	LGIP0012	0.000	7/15/2024	N/A	0.00	0.00	12.94	12.94
Medallion Bank UT 0.6 7/15/2025	58404DHM6	0.000	7/15/2024	7/15/2025	0.00	0.00	122.79	122.79
Evergreen Bank IL 4 12/16/2026	300185LF0	0.000	7/16/2024	12/16/2026	0.00	0.00	818.63	818.63
Texas Exchange Bank TX 0.6 12/18/2025	88241TJR2	0.000	7/18/2024	12/18/2025	0.00	0.00	122.79	122.79
Garnett State Bank 1.7 11/19/2024	366526AW1	0.000	7/19/2024	11/19/2024	0.00	0.00	347.92	347.92
Citizens State Bank 1.7 11/22/2024	176688CR8	0.000	7/22/2024	11/22/2024	0.00	0.00	347.92	347.92
Celtic Bank UT 1.65 10/23/2024	15118RSV0	0.000	7/23/2024	10/23/2024	0.00	0.00	337.68	337.68
UBS Bank UT 0.95 8/25/2026	90348JS50	0.000	7/25/2024	8/25/2026	0.00	0.00	194.42	194.42
FNMA 0.6 7/29/2025-22	3136G4D75	0.000	7/29/2024	7/29/2025	0.00	0.00	750.00	750.00
Toyota Financial Savings NV 0.95 7/29/2026	89235MLE9	0.000	7/29/2024	7/29/2026	0.00	0.00	1,174.77	1,174.77
Alliant Credit Union IL 4.85 12/30/2027	01882MAA0	0.000	7/30/2024	12/30/2027	0.00	0.00	988.60	988.60
First Commercial Bank MS 0.3 3/31/2025	31984GFK0	0.000	7/30/2024	3/31/2025	0.00	0.00	61.40	61.40
Transportation Alliance Bank 0.4 1/30/2025	89388CFD5	0.000	7/30/2024	1/30/2025	0.00	0.00	81.21	81.21
Signature Federal CR 4.4 1/31/2028	82671DAB3	0.000	7/31/2024	1/31/2028	0.00	0.00	930.51	930.51
Orange County Investment Pool LGIP	LGIP9LC	0.000	7/31/2024	N/A	0.00	0.00	59.82	59.82
T-Note 0.625 7/31/2026	91282CCP4	0.000	7/31/2024	7/31/2026	0.00	0.00	781.25	781.25
T-Note 0.375 1/31/2026	91282CBH3	0.000	7/31/2024	1/31/2026	0.00	0.00	468.75	468.75
US Bank   Custodian MM	MM65000	0.000	7/31/2024	N/A	0.00	0.00	4,235.46	4,235.46
Live Oak Banking NC 0.5 2/10/2026	538036NE0	0.000	8/1/2024	2/10/2026	0.00	0.00	105.74	105.74
FFCB 0.45 2/2/2026-23	3133EMPD8	0.000	8/2/2024	2/2/2026	0.00	0.00	675.00	675.00
Seattle Bank WA 0.75 6/2/2025-20	81258PKJ1	0.000	8/2/2024	6/2/2025	0.00	0.00	158.61	158.61
FFCB 0.32 2/3/2025-21	3133EMPV8	0.000	8/3/2024	2/3/2025	0.00	0.00	400.00	400.00
Apex Bank TN 0.95 5/8/2025	03753XBK5	0.000	8/8/2024	5/8/2025	0.00	0.00	200.91	200.91
FHLB 0.53 2/10/2026	3130AKWW2	0.000	8/10/2024	2/10/2026	0.00	0.00	821.50	821.50
FNMA 0.5 8/14/2025-23	3135G05S8	0.000	8/14/2024	8/14/2025	0.00	0.00	625.00	625.00
Medallion Bank UT 0.6 7/15/2025	58404DHM6	0.000	8/15/2024	7/15/2025	0.00	0.00	126.89	126.89
Evergreen Bank IL 4 12/16/2026	300185LF0	0.000	8/16/2024	12/16/2026	0.00	0.00	845.92	845.92

Description	CUSIP/Ticker	YTM @ Cost	Settlement Date	Maturity Date	Face Amount/Shares	Principal	Interest/Dividends	Total
Texas Exchange Bank TX 0.6 12/18/2025	88241TJR2	0.000	8/18/2024	12/18/2025	0.00	0.00	126.89	126.89
Garnett State Bank 1.7 11/19/2024	366526AW1	0.000	8/19/2024	11/19/2024	0.00	0.00	359.52	359.52
Luana Savings Bank IA 0.2 8/19/2024	549104WN3	0.000	8/19/2024	8/19/2024	0.00	0.00	248.32	248.32
Citizens State Bank 1.7 11/22/2024	176688CR8	0.000	8/22/2024	11/22/2024	0.00	0.00	359.52	359.52
Celtic Bank UT 1.65 10/23/2024	15118RSV0	0.000	8/23/2024	10/23/2024	0.00	0.00	348.94	348.94
FHLB 0.625 2/24/2025-22	3130ANQ86	0.000	8/24/2024	2/24/2025	0.00	0.00	781.25	781.25
FHLB 0.625 2/24/2026-21	3130AL7M0	0.000	8/24/2024	2/24/2026	0.00	0.00	781.25	781.25
UBS Bank UT 0.95 8/25/2026	90348JS50	0.000	8/25/2024	8/25/2026	0.00	0.00	200.91	200.91
FNMA 0.375 8/25/2025	3135G05X7	0.000	8/25/2024	8/25/2025	0.00	0.00	468.75	468.75
Alliant Credit Union IL 4.85 12/30/2027	01882MAA0	0.000	8/30/2024	12/30/2027	0.00	0.00	1,021.56	1,021.56
First Commercial Bank MS 0.3 3/31/2025	31984GFK0	0.000	8/30/2024	3/31/2025	0.00	0.00	63.44	63.44
Transportation Alliance Bank 0.4 1/30/2025	89388CFD5	0.000	8/30/2024	1/30/2025	0.00	0.00	83.91	83.91
Signature Federal CR 4.4 1/31/2028	82671DAB3	0.000	8/31/2024	1/31/2028	0.00	0.00	930.51	930.51
Orange County Investment Pool LGIP	LGIP9LC	0.000	8/31/2024	N/A	0.00	0.00	59.92	59.92
US Bank   Custodian MM	MM65000	0.000	8/31/2024	N/A	0.00	0.00	5,206.94	5,206.94
Live Oak Banking NC 0.5 2/10/2026	538036NE0	0.000	9/1/2024	2/10/2026	0.00	0.00	105.74	105.74
Seattle Bank WA 0.75 6/2/2025-20	81258PKJ1	0.000	9/2/2024	6/2/2025	0.00	0.00	158.61	158.61
Synchrony Bank UT 0.55 9/3/2024	87164WA73	0.000	9/3/2024	9/3/2024	0.00	0.00	690.38	690.38
Apex Bank TN 0.95 5/8/2025	03753XBK5	0.000	9/8/2024	5/8/2025	0.00	0.00	200.91	200.91
FFCB 0.8 3/9/2026-23	3133EMSU7	0.000	9/9/2024	3/9/2026	0.00	0.00	1,000.00	1,000.00
FHLB 0.6 3/10/2026-21	3130ALFX7	0.000	9/10/2024	3/10/2026	0.00	0.00	750.00	750.00
FFCB 1.68 3/10/2027	3133ENRD4	0.000	9/10/2024	3/10/2027	0.00	0.00	2,100.00	2,100.00
FHLB 0.5 3/10/2025-21	3130ALDZ4	0.000	9/10/2024	3/10/2025	0.00	0.00	625.00	625.00
Medallion Bank UT 0.6 7/15/2025	58404DHM6	0.000	9/15/2024	7/15/2025	0.00	0.00	126.89	126.89
FHLB 0.75 3/16/2026-21	3130ALF33	0.000	9/16/2024	3/16/2026	0.00	0.00	937.50	937.50
Evergreen Bank IL 4 12/16/2026	300185LF0	0.000	9/16/2024	12/16/2026	0.00	0.00	845.92	845.92
Texas Exchange Bank TX 0.6 12/18/2025	88241TJR2	0.000	9/18/2024	12/18/2025	0.00	0.00	126.89	126.89
Garnett State Bank 1.7 11/19/2024	366526AW1	0.000	9/19/2024	11/19/2024	0.00	0.00	359.52	359.52
Citizens State Bank 1.7 11/22/2024	176688CR8	0.000	9/22/2024	11/22/2024	0.00	0.00	359.52	359.52
Celtic Bank UT 1.65 10/23/2024	15118RSV0	0.000	9/23/2024	10/23/2024	0.00	0.00	348.94	348.94
UBS Bank UT 0.95 8/25/2026	90348JS50	0.000	9/25/2024	8/25/2026	0.00	0.00	200.91	200.91
BMW Bank UT 0.5 9/25/2025	05580AXF6	0.000	9/25/2024	9/25/2025	0.00	0.00	627.62	627.62
FFCB 0.94 9/28/2026-22	3133EM6E7	0.000	9/28/2024	9/28/2026	0.00	0.00	1,175.00	1,175.00
BMO Harris Bank IL 0.5 3/28/2025-20	05600XAY6	0.000	9/28/2024	3/28/2025	0.00	0.00	313.81	313.81
FFCB 0.53 9/29/2025-21	3133EMBH4	0.000	9/29/2024	9/29/2025	0.00	0.00	1,325.00	1,325.00
Baycoast Bank MA 0.9 3/31/2025	072727BG4	0.000	9/30/2024	3/31/2025	0.00	0.00	1,119.06	1,119.06
Signature Federal CR 4.4 1/31/2028	82671DAB3	0.000	9/30/2024	1/31/2028	0.00	0.00	900.49	900.49
FHLMC 0.4 9/30/2025-21	3134GWVP8	0.000	9/30/2024	9/30/2025	0.00	0.00	500.00	500.00
Orange County Investment Pool LGIP	LGIP9LC	0.000	9/30/2024	N/A	0.00	0.00	59.59	59.59
Alliant Credit Union IL 4.85 12/30/2027	01882MAA0	0.000	9/30/2024	12/30/2027	0.00	0.00	1,021.56	1,021.56



Description	CUSIP/Ticker	YTM @ Cost	Settlement Date	Maturity Date	Face Amount/Shares	Principal	Interest/Dividends	Total
First Commercial Bank MS 0.3 3/31/2025	31984GFK0	0.000	9/30/2024	3/31/2025	0.00	0.00	63.44	63.44
FHLB 0.85 3/30/2026-21	3130ANY79	0.000	9/30/2024	3/30/2026	0.00	0.00	1,062.50	1,062.50
Transportation Alliance Bank 0.4 1/30/2025	89388CFD5	0.000	9/30/2024	1/30/2025	0.00	0.00	83.91	83.91
US Bank   Custodian MM	MM65000	0.000	9/30/2024	N/A	0.00	0.00	2,578.81	2,578.81
<b>Sub Total / Average Interest</b>					<b>0.00</b>	<b>0.00</b>	<b>51,260.57</b>	<b>51,260.57</b>

**Matured**

Farm Bureau Bank NV 0.25 7/9/2024	307660LK4	0.000	7/9/2024	7/9/2024	249,000.00	249,000.00	0.00	249,000.00
Luana Savings Bank IA 0.2 8/19/2024	549104WN3	0.000	8/19/2024	8/19/2024	249,000.00	249,000.00	0.00	249,000.00
Synchrony Bank UT 0.55 9/3/2024	87164WA73	0.000	9/3/2024	9/3/2024	249,000.00	249,000.00	0.00	249,000.00
<b>Sub Total / Average Matured</b>					<b>747,000.00</b>	<b>747,000.00</b>	<b>0.00</b>	<b>747,000.00</b>

Mesa Water District  
Portfolio Holdings  
Compliance Report | Investment Policy - Detail  
Report Format: By Transaction  
Group By: Asset Category  
Average By: Market Value  
Portfolio / Report Group: Report Group | Treasurer's Report  
As of 9/30/2024

Description	CUSIP/Ticker	Settlement Date	YTM @ Cost	Face Amount/Shares	Cost Value	Market Value	Maturity Date	Days To Maturity	% of Portfolio
<b>01. LAIF   Policy - 75M Per Account</b>									
LAIF LGIP	LGIP0012	6/30/2010	4.575	1,159.43	1,159.43	1,159.43	N/A	1	0.01
<b>Sub Total / Average 01. LAIF   Policy - 75M Per Account</b>			<b>4.575</b>	<b>1,159.43</b>	<b>1,159.43</b>	<b>1,159.43</b>		<b>1</b>	<b>0.01</b>
<b>02. Orange County LGIP - OCIP   Policy - No Limit</b>									
Orange County Investment Pool LGIP	LGIP9LC	9/30/2011	4.460	16,431.69	16,431.69	16,431.69	N/A	1	0.09
<b>Sub Total / Average 02. Orange County LGIP - OCIP   Policy - No Limit</b>			<b>4.460</b>	<b>16,431.69</b>	<b>16,431.69</b>	<b>16,431.69</b>		<b>1</b>	<b>0.09</b>
<b>03. Miscellaneous Cash ( Petty   Emergency )</b>									
Miscellaneous Cash	CASH	6/30/2015	0.000	14,000.00	14,000.00	14,000.00	N/A	1	0.07
<b>Sub Total / Average 03. Miscellaneous Cash ( Petty   Emergency )</b>			<b>0.000</b>	<b>14,000.00</b>	<b>14,000.00</b>	<b>14,000.00</b>		<b>1</b>	<b>0.07</b>
<b>04. Negotiable CD30%</b>									
Sallie Mae Bank UT 1.9 10/16/2024	7954504P7	10/17/2019	1.900	247,000.00	247,000.00	246,656.67	10/16/2024	16	1.30
Celtic Bank UT 1.65 10/23/2024	15118RSV0	10/23/2019	1.650	249,000.00	249,000.00	248,519.43	10/23/2024	23	1.31
Garnett State Bank 1.7 11/19/2024	366526AW1	11/19/2019	1.700	249,000.00	249,000.00	247,986.57	11/19/2024	50	1.31
Citizens State Bank 1.7 11/22/2024	176688CR8	11/22/2019	1.700	249,000.00	249,000.00	247,924.32	11/22/2024	53	1.31
Transportation Alliance Bank 0.4 1/30/2025	89388CFD5	8/3/2021	0.400	247,000.00	247,000.00	243,537.06	1/30/2025	122	1.28
BMO Harris Bank IL 0.5 3/28/2025-20	05600XAY6	9/28/2020	0.500	249,000.00	249,000.00	244,146.99	3/28/2025	179	1.29
Baycoast Bank MA 0.9 3/31/2025	072727BG4	3/31/2020	0.900	248,000.00	248,000.00	243,664.96	3/31/2025	182	1.28
First Commercial Bank MS 0.3 3/31/2025	31984GFK0	9/30/2020	0.300	249,000.00	249,000.00	243,843.21	3/31/2025	182	1.28
Flagstar Bank MI 1.25 4/30/2025	33847E3A3	4/30/2020	1.250	248,000.00	248,000.00	243,523.60	4/30/2025	212	1.28
Apex Bank TN 0.95 5/8/2025	03753XBK5	5/8/2020	0.950	249,000.00	249,000.00	243,907.95	5/8/2025	220	1.29
Seattle Bank WA 0.75 6/2/2025-20	81258PKJ1	6/2/2020	0.750	249,000.00	249,000.00	243,131.07	6/2/2025	245	1.28
Medallion Bank UT 0.6 7/15/2025	58404DHM6	7/15/2020	0.600	249,000.00	249,000.00	242,045.43	7/15/2025	288	1.28
BMW Bank UT 0.5 9/25/2025	05580AXF6	9/25/2020	0.500	249,000.00	249,000.00	240,708.30	9/25/2025	360	1.27
Texas Exchange Bank TX 0.6 12/18/2025	88241TJR2	12/18/2020	0.600	249,000.00	249,000.00	239,201.85	12/18/2025	444	1.26
JPMorgan Chase OH 0.5 12/29/2025-21	48128UUZ0	12/29/2020	0.500	249,000.00	249,000.00	238,718.79	12/29/2025	455	1.26
Live Oak Banking NC 0.5 2/10/2026	538036NE0	2/10/2021	0.500	249,000.00	249,000.00	237,795.00	2/10/2026	498	1.25
Toyota Financial Savings NV 0.95 7/29/2026	89235MLE9	7/29/2021	0.950	248,000.00	248,000.00	235,441.28	7/29/2026	667	1.24

Description	CUSIP/Ticker	Settlement Date	YTM @ Cost	Face Amount/Shares	Cost Value	Market Value	Maturity Date	Days To Maturity	% of Portfolio
UBS Bank UT 0.95 8/25/2026	90348JS50	8/25/2021	0.950	249,000.00	249,000.00	235,927.50	8/25/2026	694	1.24
Capital One Bank VA 1.1 11/17/2026	14042TDW4	11/17/2021	1.100	248,000.00	248,000.00	234,369.92	11/17/2026	778	1.23
Evergreen Bank IL 4 12/16/2026	300185LF0	12/16/2022	4.000	249,000.00	249,000.00	250,053.27	12/16/2026	807	1.32
Discover Bank3.4 7/6/2027	254673L38	7/6/2022	3.400	245,000.00	245,000.00	242,341.75	7/6/2027	1,009	1.28
Alliant Credit Union IL 4.85 12/30/2027	01882MAA0	12/30/2022	4.850	248,000.00	248,000.00	256,429.52	12/30/2027	1,186	1.35
Signature Federal CR 4.4 1/31/2028	82671DAB3	1/31/2023	4.400	249,000.00	249,000.00	254,333.58	1/31/2028	1,218	1.34
<b>Sub Total / Average 04. Negotiable CD30%</b>			<b>1.515</b>	<b>5,714,000.00</b>	<b>5,714,000.00</b>	<b>5,604,208.02</b>		<b>431</b>	<b>29.53</b>

#### 05. US Agency - No Limit

FFCB 0.3 11/12/2024-21	3133EMQQ8	3/2/2021	0.356	250,000.00	249,487.50	248,605.00	11/12/2024	43	1.31
FFCB 0.32 2/3/2025-21	3133EMPV8	2/5/2021	0.305	250,000.00	250,148.18	246,217.50	2/3/2025	126	1.30
FHLB 0.625 2/24/2025-22	3130ANQ86	8/24/2021	0.510	250,000.00	250,996.00	245,690.00	2/24/2025	147	1.29
FHLB 0.5 3/10/2025-21	3130ALDZ4	3/24/2021	0.500	250,000.00	250,000.00	245,750.00	3/10/2025	161	1.29
FHLMC 0.7 5/13/2025-21	3134GVSY5	5/13/2020	0.635	500,000.00	501,600.00	489,440.00	5/13/2025	225	2.58
FFCB 0.6 6/16/2025-22	3133EMH47	6/17/2021	0.530	250,000.00	250,687.50	243,615.00	6/16/2025	259	1.28
FNMA 0.6 7/29/2025-22	3136G4D75	12/18/2020	0.459	250,000.00	251,610.25	242,537.50	7/29/2025	302	1.28
FNMA 0.5 8/14/2025-23	3135G05S8	4/29/2021	0.606	250,000.00	248,875.00	242,432.50	8/14/2025	318	1.28
FNMA 0.375 8/25/2025	3135G05X7	11/12/2020	0.440	250,000.00	249,231.00	242,162.50	8/25/2025	329	1.28
FFCB 0.53 9/29/2025-21	3133EMBH4	6/17/2021	0.649	500,000.00	497,500.00	483,020.00	9/29/2025	364	2.54
FHLMC 0.4 9/30/2025-21	3134GWVP8	9/30/2020	0.400	250,000.00	250,000.00	241,870.00	9/30/2025	365	1.27
FHLMC 0.65 10/27/2025-21	3134GW5R3	5/25/2021	0.650	375,000.00	375,000.00	362,163.75	10/27/2025	392	1.91
FHLMC 0.45 10/29/2025-21	3134GW3J3	4/22/2021	0.608	250,000.00	248,237.50	241,332.50	10/29/2025	394	1.27
FNMA 0.54 11/3/2025-22	3135GA2G5	10/30/2020	0.459	500,000.00	501,999.50	482,920.00	11/3/2025	399	2.54
FNMA 0.56 11/17/2025-22	3135GA2Z3	11/17/2020	0.540	325,000.00	325,322.73	312,627.25	11/17/2025	413	1.65
FNMA 0.58 11/25/2025-22	3135GA5E7	11/30/2020	0.499	250,000.00	250,983.75	241,102.50	11/25/2025	421	1.27
FFCB 0.47 12/22/2025-22	3133EMLC4	12/22/2020	0.410	250,000.00	250,747.00	240,162.50	12/22/2025	448	1.27
FFCB 0.45 2/2/2026-23	3133EMPD8	3/2/2021	0.730	300,000.00	295,947.00	287,142.00	2/2/2026	490	1.51
FHLB 0.53 2/10/2026	3130AKVVW2	8/19/2021	0.667	310,000.00	308,124.50	296,245.30	2/10/2026	498	1.56
FHLB 0.625 2/24/2026-21	3130AL7M0	3/2/2021	0.749	250,000.00	248,487.50	238,812.50	2/24/2026	512	1.26
FFCB 0.8 3/9/2026-23	3133EMSU7	9/24/2021	0.736	250,000.00	250,702.50	239,675.00	3/9/2026	525	1.26
FHLB 0.6 3/10/2026-21	3130ALFX7	3/10/2021	0.743	250,000.00	248,237.50	238,557.50	3/10/2026	526	1.26
FHLB 0.75 3/16/2026-21	3130ALF33	3/24/2021	0.750	250,000.00	250,000.00	238,950.00	3/16/2026	532	1.26
FHLB 0.85 3/30/2026-21	3130ANY79	11/10/2021	0.950	250,000.00	248,927.50	238,980.00	3/30/2026	546	1.26
FHLMC 1.03 4/29/2026-22	3130ALZM9	4/29/2021	0.906	250,000.00	251,507.75	239,082.50	4/29/2026	576	1.26
FHLB 0.875 5/26/2026-21	3130AMHB1	5/28/2021	0.834	250,000.00	250,500.00	237,902.50	5/26/2026	603	1.25
FFCB 0.9 6/15/2026-22	3133EMH21	6/17/2021	0.834	250,000.00	250,800.00	238,105.00	6/15/2026	623	1.25
FFCB 0.94 9/28/2026-22	3133EM6E7	9/28/2021	0.869	250,000.00	250,862.50	236,370.00	9/28/2026	728	1.25
FHLMC 0.8 10/27/2026-21	3134GW4C7	11/10/2021	1.065	250,000.00	246,800.00	235,280.00	10/27/2026	757	1.24
FHLB 3.125 10/29/2026-24	3130ARUF6	5/12/2022	3.125	250,000.00	250,000.00	247,302.50	10/29/2026	759	1.30
FFCB 1.46 11/30/2026-23	3133ENFP0	11/30/2021	1.320	250,000.00	251,687.50	237,912.50	11/30/2026	791	1.25

Description	CUSIP/Ticker	Settlement Date	YTM @ Cost	Face Amount/Shares	Cost Value	Market Value	Maturity Date	Days To Maturity	% of Portfolio
FFCB 1.68 3/10/2027	3133ENRD4	3/17/2022	2.200	250,000.00	243,898.50	238,840.00	3/10/2027	891	1.26
FHLB 3 4/21/2027-23	3130ARJF9	4/21/2022	3.000	250,000.00	250,000.00	245,245.00	4/21/2027	933	1.29
<b>Sub Total / Average 05. US Agency - No Limit</b>			<b>0.822</b>	<b>9,310,000.00</b>	<b>9,298,908.66</b>	<b>8,986,050.80</b>		<b>453</b>	<b>47.34</b>
<b>06. US Treasury - No Limit</b>									
T-Note 0.375 4/30/2025	912828ZL7	8/19/2021	0.450	250,000.00	249,312.75	244,392.50	4/30/2025	212	1.29
T-Note 0.25 6/30/2025	912828ZW3	4/22/2021	0.515	250,000.00	247,256.86	242,907.50	6/30/2025	273	1.28
T-Note 0.375 1/31/2026	91282CBH3	4/29/2021	0.720	250,000.00	245,973.50	238,915.00	1/31/2026	488	1.26
T-Note 0.625 7/31/2026	91282CCP4	9/24/2021	0.750	250,000.00	248,512.75	236,572.50	7/31/2026	669	1.25
<b>Sub Total / Average 06. US Treasury - No Limit</b>			<b>0.607</b>	<b>1,000,000.00</b>	<b>991,055.86</b>	<b>962,787.50</b>		<b>408</b>	<b>5.07</b>
<b>07. US Bank MM Custody   Policy 50%</b>									
US Bank   Custodian MM	MM65000	7/31/2020	4.510	523,902.01	523,902.01	523,902.01	N/A	1	2.76
<b>Sub Total / Average 07. US Bank MM Custody   Policy 50%</b>			<b>4.510</b>	<b>523,902.01</b>	<b>523,902.01</b>	<b>523,902.01</b>		<b>1</b>	<b>2.76</b>
<b>09. Pacific Premier Bank   Policy - n/a</b>									
Pacific Premier Bank   Checking Cash	MM0831	5/28/2020	1.250	2,871,478.61	2,871,478.61	2,871,478.61	N/A	1	15.13
<b>Sub Total / Average 09. Pacific Premier Bank   Policy - n/a</b>			<b>1.250</b>	<b>2,871,478.61</b>	<b>2,871,478.61</b>	<b>2,871,478.61</b>		<b>1</b>	<b>15.13</b>
<b>Total / Average</b>			<b>1.185</b>	<b>19,450,971.74</b>	<b>19,430,936.26</b>	<b>18,980,018.06</b>		<b>363</b>	<b>100</b>

Mesa Water District  
Portfolio Holdings  
Investment Report | PARS Trust  
Report Format: By CUSIP / Ticker  
Group By: Portfolio Name  
Average By: Market Value  
Portfolio / Report Group: PARS OPEB Trust  
As of 9/30/2024

Description	CUSIP/Ticker	Security Type	Face Amount/Shares	Cost Value	Market Value
<b>PARS OPEB Trust</b>					
Baird Aggregate Bond Fund	057071854	Mutual Fund	13,538.68	130,414.54	136,334.53
Cohen & Steers Instl Realty	19247U106	Mutual Fund	1,780.83	83,760.96	94,027.56
Columbia Contrarian Fund	19766M709	Mutual Fund	4,912.58	136,684.76	191,294.35
Columbia Small Cap Growth Inst3	19765Y340	Mutual Fund	981.10	27,000.00	27,941.87
Dodge & Cox Stock Fund	256219106	Mutual Fund	523.50	104,363.36	143,590.00
Dodge Cox Income	256210105	Mutual Fund	10,118.51	127,468.65	130,933.33
Emerald Growth	317609253	Mutual Fund	3,688.02	85,460.08	99,096.70
Fidelity International	315911727	Mutual Fund	2,639.00	131,000.00	140,922.65
Goldman Sachs	38147N293	Mutual Fund	2,111.16	49,000.00	49,063.34
Harbor Capital Appreciation	411512528	Mutual Fund	940.23	81,420.22	111,809.04
Hartford Schroders	41665X859	Mutual Fund	7,920.95	135,776.52	142,022.81
iShares Core US Aggregate	464287226	Mutual Fund	981.00	95,437.65	99,345.87
ishares Russell Mid Cap	464287499	Mutual Fund	2,028.00	144,264.55	178,747.92
ishares SP 500 Growth	464287309	Mutual Fund	1,026.00	61,784.49	98,239.50
iShares SP500	464287408	Mutual Fund	353.00	47,539.71	69,601.01
Lazard CI List Infrastructure	52106N459	Mutual Fund	2,913.29	48,523.59	47,399.29
MFS International	552746356	Mutual Fund	1,212.47	46,595.61	57,640.30
Natixis Vaughan Nelson Select N	63873P841	Mutual Fund	1,897.27	41,000.00	41,739.94
Nyli Cbre Global Infrastructure	56064L298	Mutual Fund	3,438.42	45,072.35	47,725.25
Nyli MacKay	56063N881	Mutual Fund	4,977.48	25,587.74	26,131.86
PGIM Total Return Bond	74440B884	Mutual Fund	10,741.31	140,586.17	132,224.75
Putnam Core Equity Fund Y	74676P839	Mutual Fund	2,002.80	86,000.00	88,102.95
Schwab US Large Cap EFT	808524201	Mutual Fund	3,296.00	218,689.60	223,633.60
Undiscovered	904504479	Mutual Fund	1,422.53	110,960.83	125,864.92
US Bank PARS   OPEB Trust MM	MM4900	Money Market	74,732.30	74,732.30	74,732.30
<b>Sub Total / Average PARS OPEB Trust</b>			<b>160,176.43</b>	<b>2,279,123.68</b>	<b>2,578,165.64</b>
<b>Total / Average</b>			<b>160,176.43</b>	<b>2,279,123.68</b>	<b>2,578,165.64</b>

Mesa Water District  
Transactions Summary  
Quarterly Treasurer's Status Report - Investment Activity  
Group By: Action  
Portfolio / Report Group: PARS OPEB Trust  
Begin Date: 06/30/2024, End Date: 09/30/2024

Description	CUSIP/Ticker	YTM @ Cost	Settlement Date	Maturity Date	Face Amount/Shares	Principal	Interest/Dividends	Total
<b>Buy</b>								
Baird Aggregate Bond Fund	057071854	0.000	7/25/2024	N/A	43.70	425.17	0.00	425.17
Nyli MacKay	56063N881	0.000	7/31/2024	N/A	25.37	131.39	0.00	131.39
PGIM Total Return Bond	74440B884	0.000	7/31/2024	N/A	42.83	516.07	0.00	516.07
Baird Aggregate Bond Fund	057071854	0.000	8/26/2024	N/A	41.54	415.85	0.00	415.85
Nyli MacKay	56063N881	0.000	8/30/2024	N/A	25.30	132.07	0.00	132.07
PGIM Total Return Bond	74440B884	0.000	8/30/2024	N/A	41.72	508.19	0.00	508.19
Nyli Cbre Global Infrastructure	56064L298	0.000	9/16/2024	N/A	1,302.46	18,000.00	0.00	18,000.00
Columbia Small Cap Growth Inst3	19765Y340	0.000	9/16/2024	N/A	981.105	27,000.00	0.00	27,000.00
Cohen & Steers Instl Realty	19247U106	0.000	9/16/2024	N/A	484.262	26,000.00	0.00	26,000.00
Lazard CI List Infrastructure	52106N459	0.000	9/16/2024	N/A	2,881.152	48,000.00	0.00	48,000.00
Schwab US Large Cap EFT	808524201	0.000	9/16/2024	N/A	3,296.00	218,689.60	0.00	218,689.60
Putnam Core Equity Fund Y	74676P839	0.000	9/16/2024	N/A	2,002.795	86,000.00	0.00	86,000.00
Natixis Vaughan Nelson Select N	63873P841	0.000	9/17/2024	N/A	1,897.27	41,000.00	0.00	41,000.00
Lazard CI List Infrastructure	52106N459	0.000	9/20/2024	N/A	32.142	523.59	0.00	523.59
Baird Aggregate Bond Fund	057071854	0.000	9/24/2024	N/A	42.611	430.37	0.00	430.37
Dodge & Cox Stock Fund	256219106	0.000	9/25/2024	N/A	1.822	491.93	0.00	491.93
Nyli Cbre Global Infrastructure	56064L298	0.000	9/30/2024	N/A	13.89	192.80	0.00	192.80
Cohen & Steers Instl Realty	19247U106	0.000	9/30/2024	N/A	10.628	561.15	0.00	561.15
Nyli MacKay	56063N881	0.000	9/30/2024	N/A	24.154	126.81	0.00	126.81
PGIM Total Return Bond	74440B884	0.000	9/30/2024	N/A	41.885	515.60	0.00	515.60
<b>Sub Total / Average Buy</b>					<b>13,232.636</b>	<b>469,660.59</b>	<b>0.00</b>	<b>469,660.59</b>
<b>Dividend</b>								
iShares Core US Aggregate	464287226	0.000	7/5/2024	N/A	0.00	0.00	295.17	295.17
Emerald Growth	317609253	0.000	7/12/2024	N/A	0.00	0.00	1,273.80	1,273.80
Baird Aggregate Bond Fund	057071854	0.000	7/25/2024	N/A	0.00	0.00	425.17	425.17
Nyli MacKay	56063N881	0.000	7/31/2024	N/A	0.00	0.00	131.39	131.39
PGIM Total Return Bond	74440B884	0.000	7/31/2024	N/A	0.00	0.00	516.07	516.07
iShares Core US Aggregate	464287226	0.000	8/6/2024	N/A	0.00	0.00	297.98	297.98
Baird Aggregate Bond Fund	057071854	0.000	8/26/2024	N/A	0.00	0.00	415.85	415.85
Nyli MacKay	56063N881	0.000	8/30/2024	N/A	0.00	0.00	132.07	132.07
PGIM Total Return Bond	74440B884	0.000	8/30/2024	N/A	0.00	0.00	508.19	508.19

Description	CUSIP/Ticker	YTM @ Cost	Settlement Date	Maturity Date	Face Amount/Shares	Principal	Interest/Dividends	Total
iShares Core US Aggregate	464287226	0.000	9/6/2024	N/A	0.00	0.00	306.01	306.01
Lazard CI List Infrastructure	52106N459	0.000	9/20/2024	N/A	0.00	0.00	523.59	523.59
Baird Aggregate Bond Fund	057071854	0.000	9/24/2024	N/A	0.00	0.00	430.37	430.37
Dodge & Cox Stock Fund	256219106	0.000	9/25/2024	N/A	0.00	0.00	491.93	491.93
Dodge Cox Income	256210105	0.000	9/26/2024	N/A	0.00	0.00	1,335.64	1,335.64
Nyli Cbre Global Infrastructure	56064L298	0.000	9/30/2024	N/A	0.00	0.00	192.80	192.80
Cohen & Steers Instl Realty	19247U106	0.000	9/30/2024	N/A	0.00	0.00	561.15	561.15
iShares SP500	464287408	0.000	9/30/2024	N/A	0.00	0.00	401.59	401.59
ishares SP 500 Growth	464287309	0.000	9/30/2024	N/A	0.00	0.00	148.90	148.90
Nyli MacKay	56063N881	0.000	9/30/2024	N/A	0.00	0.00	126.81	126.81
Schwab US Large Cap EFT	808524201	0.000	9/30/2024	N/A	0.00	0.00	680.95	680.95
PGIM Total Return Bond	74440B884	0.000	9/30/2024	N/A	0.00	0.00	515.60	515.60
ishares Russell Mid Cap	464287499	0.000	9/30/2024	N/A	0.00	0.00	758.35	758.35
<b>Sub Total / Average Dividend</b>					<b>0.00</b>	<b>0.00</b>	<b>10,469.38</b>	<b>10,469.38</b>

#### Interest

US Bank PARS   OPEB Trust MM	MM4900	0.000	7/31/2024	N/A	0.00	0.00	386.66	386.66
US Bank PARS   OPEB Trust MM	MM4900	0.000	7/31/2024	N/A	0.00	0.00	1.08	1.08
US Bank PARS   OPEB Trust MM	MM4900	0.000	8/31/2024	N/A	0.00	0.00	425.31	425.31
US Bank PARS   OPEB Trust MM	MM4900	0.000	9/30/2024	N/A	0.00	0.00	438.07	438.07
<b>Sub Total / Average Interest</b>					<b>0.00</b>	<b>0.00</b>	<b>1,251.12</b>	<b>1,251.12</b>

#### Sell

iShares SP500	464287408	0.000	9/16/2024	N/A	28.00	5,466.57	0.00	5,466.57
Vanguard Growth & Income	921913208	0.000	9/16/2024	N/A	3.007	322.78	0.00	322.78
Vanguard Growth & Income	921913208	0.000	9/16/2024	N/A	7.597	815.54	0.00	815.54
Vanguard Growth & Income	921913208	0.000	9/16/2024	N/A	10.017	1,075.33	0.00	1,075.33
Vanguard Growth & Income	921913208	0.000	9/16/2024	N/A	10.984	1,179.14	0.00	1,179.14
Vanguard Growth & Income	921913208	0.000	9/16/2024	N/A	12.879	1,382.56	0.00	1,382.56
Vanguard Growth & Income	921913208	0.000	9/16/2024	N/A	13.76	1,477.14	0.00	1,477.14
Vanguard Growth & Income	921913208	0.000	9/16/2024	N/A	15.425	1,655.88	0.00	1,655.88
Vanguard Growth & Income	921913208	0.000	9/16/2024	N/A	16.446	1,765.48	0.00	1,765.48
Vanguard Growth & Income	921913208	0.000	9/16/2024	N/A	16.541	1,775.68	0.00	1,775.68
Vanguard Growth & Income	921913208	0.000	9/16/2024	N/A	19.301	2,071.97	0.00	2,071.97
Vanguard Growth & Income	921913208	0.000	9/16/2024	N/A	20.191	2,167.51	0.00	2,167.51
Vanguard Growth & Income	921913208	0.000	9/16/2024	N/A	21.996	2,361.28	0.00	2,361.28
Vanguard Growth & Income	921913208	0.000	9/16/2024	N/A	23.029	2,472.17	0.00	2,472.17
Vanguard Growth & Income	921913208	0.000	9/16/2024	N/A	23.205	2,491.06	0.00	2,491.06
Vanguard Growth & Income	921913208	0.000	9/16/2024	N/A	23.423	2,514.47	0.00	2,514.47
Vanguard Growth & Income	921913208	0.000	9/16/2024	N/A	24.135	2,590.90	0.00	2,590.90
Vanguard Growth & Income	921913208	0.000	9/16/2024	N/A	24.498	2,629.87	0.00	2,629.87

Description	CUSIP/Ticker	YTM @ Cost	Settlement Date	Maturity Date	Face Amount/Shares	Principal	Interest/Dividends	Total
Vanguard Growth & Income	921913208	0.000	9/16/2024	N/A	25.065	2,690.73	0.00	2,690.73
Vanguard Growth & Income	921913208	0.000	9/16/2024	N/A	34.18	3,669.23	0.00	3,669.23
Vanguard Growth & Income	921913208	0.000	9/16/2024	N/A	35.901	3,853.98	0.00	3,853.98
Vanguard Growth & Income	921913208	0.000	9/16/2024	N/A	39.091	4,196.43	0.00	4,196.43
Vanguard Growth & Income	921913208	0.000	9/16/2024	N/A	41.094	4,411.45	0.00	4,411.45
Vanguard Growth & Income	921913208	0.000	9/16/2024	N/A	42.251	4,535.66	0.00	4,535.66
Vanguard Growth & Income	921913208	0.000	9/16/2024	N/A	44.059	4,729.74	0.00	4,729.74
Vanguard Growth & Income	921913208	0.000	9/16/2024	N/A	62.072	6,663.45	0.00	6,663.45
Vanguard Growth & Income	921913208	0.000	9/16/2024	N/A	66.929	7,184.85	0.00	7,184.85
Vanguard Growth & Income	921913208	0.000	9/16/2024	N/A	78.343	8,410.14	0.00	8,410.14
Vanguard Growth & Income	921913208	0.000	9/16/2024	N/A	85.42	9,169.86	0.00	9,169.86
Vanguard Growth & Income	921913208	0.000	9/16/2024	N/A	85.528	9,181.45	0.00	9,181.45
Vanguard Growth & Income	921913208	0.000	9/16/2024	N/A	99.587	10,690.69	0.00	10,690.69
Vanguard Growth & Income	921913208	0.000	9/16/2024	N/A	108.49	11,646.43	0.00	11,646.43
Vanguard Growth & Income	921913208	0.000	9/16/2024	N/A	169.832	18,231.51	0.00	18,231.51
Vanguard Growth & Income	921913208	0.000	9/16/2024	N/A	177.951	19,103.09	0.00	19,103.09
Vanguard Growth & Income	921913208	0.000	9/16/2024	N/A	217.39	23,336.87	0.00	23,336.87
Vanguard Growth & Income	921913208	0.000	9/16/2024	N/A	268.192	28,790.48	0.00	28,790.48
Vanguard Growth & Income	921913208	0.000	9/16/2024	N/A	289.69	31,098.30	0.00	31,098.30
Vanguard Growth & Income	921913208	0.000	9/16/2024	N/A	296.673	31,847.92	0.00	31,847.92
Vanguard Growth & Income	921913208	0.000	9/16/2024	N/A	370.529	39,776.38	0.00	39,776.38
Vanguard Growth & Income	921913208	0.000	9/16/2024	N/A	447.107	47,997.05	0.00	47,997.05
Dodge & Cox Stock Fund	256219106	0.000	9/16/2024	N/A	4.331	1,172.301	0.00	1,172.30
Dodge & Cox Stock Fund	256219106	0.000	9/16/2024	N/A	5.644	1,527.699	0.00	1,527.70
Columbia Contrarian Fund	19766M709	0.000	9/16/2024	N/A	418.301	16,000.00	0.00	16,000.00
ishares SP 500 Growth	464287309	0.000	9/16/2024	N/A	167.00	15,497.17	0.00	15,497.17
Emerald Growth	317609253	0.000	9/16/2024	N/A	961.908	25,000.00	0.00	25,000.00
Harbor Capital Appreciation	411512528	0.000	9/16/2024	N/A	16.925	1,971.603	0.00	1,971.60
Harbor Capital Appreciation	411512528	0.000	9/16/2024	N/A	32.006	3,728.397	0.00	3,728.40
ishares Russell Mid Cap	464287499	0.000	9/16/2024	N/A	1.00	86.508	0.00	86.51
ishares Russell Mid Cap	464287499	0.000	9/16/2024	N/A	66.00	5,709.502	0.00	5,709.50
<b>Sub Total / Average Sell</b>					<b>5,072.923</b>	<b>438,124.20</b>	<b>0.00</b>	<b>438,124.20</b>



Mesa Water District  
Portfolio Holdings  
Investment Report | PARS Trust  
Report Format: By CUSIP / Ticker  
Group By: Portfolio Name  
Average By: Market Value  
Portfolio / Report Group: PARS Pension Trust  
As of 9/30/2024

Description	CUSIP/Ticker	Security Type	Face Amount/Shares	Cost Value	Market Value
<b>PARS Pension Trust</b>					
Baird Aggregate Bond Fund	057071854	Mutual Fund	83,428.50	803,644.02	840,124.99
Cohen & Steers Instl Realty	19247U106	Mutual Fund	10,777.81	507,387.44	569,068.79
Columbia Contrarian Fund	19766M709	Mutual Fund	29,482.92	811,028.20	1,148,064.71
Columbia Small Cap Growth Inst3	19765Y340	Mutual Fund	5,813.95	160,000.00	165,581.38
Dodge & Cox Stock Fund	256219106	Mutual Fund	3,127.31	580,591.18	857,782.74
Dodge Cox Income	256210105	Mutual Fund	61,722.11	778,486.22	798,684.12
Emerald Growth	317609253	Mutual Fund	21,956.61	507,002.96	589,974.22
Fidelity International	315911727	Mutual Fund	16,150.81	801,726.33	862,453.25
Goldman Sachs	38147N293	Mutual Fund	12,721.08	295,256.18	295,637.90
Harbor Capital Appreciation	411512528	Mutual Fund	5,595.33	501,633.03	665,395.34
Hartford Schroders	41665X859	Mutual Fund	46,600.35	806,632.92	835,544.03
iShares Core US Aggregate	464287226	Mutual Fund	5,970.00	580,821.30	604,581.90
ishares Russell Mid Cap	464287499	Mutual Fund	12,153.00	832,084.79	1,071,165.42
ishares SP 500 Growth	464287309	Mutual Fund	6,148.00	367,827.54	588,671.00
iShares SP500	464287408	Mutual Fund	2,112.00	278,449.38	416,423.04
Lazard CI List Infrastructure	52106N459	Mutual Fund	16,994.22	283,054.29	276,495.92
MFS International	552746356	Mutual Fund	6,881.50	247,560.48	327,146.44
Natixis Vaughan Nelson Select N	63873P841	Mutual Fund	11,568.72	250,000.00	254,511.80
Nyli Cbre Global Infrastructure	56064L298	Mutual Fund	20,789.79	271,617.65	288,562.22
Nyli MacKay	56063N881	Mutual Fund	31,908.35	164,031.02	167,518.81
PGIM Total Return Bond	74440B884	Mutual Fund	64,426.64	857,465.82	793,091.97
Putnam Core Equity Fund Y	74676P839	Mutual Fund	11,877.04	510,000.00	522,470.90
Schwab US Large Cap EFT	808524201	Mutual Fund	19,759.00	1,311,009.65	1,340,648.15
Undiscovered	904504479	Mutual Fund	8,500.90	656,581.89	752,158.64
US Bank PARS   Pension Trust MM	MM4901	Money Market	420,672.06	420,672.06	420,672.06
<b>Sub Total / Average PARS Pension Trust</b>			<b>937,138.00</b>	<b>13,584,564.35</b>	<b>15,452,429.74</b>
<b>Total / Average</b>			<b>937,138.00</b>	<b>13,584,564.35</b>	<b>15,452,429.74</b>

Mesa Water District  
Transactions Summary  
Quarterly Treasurer's Status Report - Investment Activity  
Group By: Action  
Portfolio / Report Group: PARS Pension Trust  
Begin Date: 06/30/2024, End Date: 09/30/2024

Description	CUSIP/Ticker	YTM @ Cost	Settlement Date	Maturity Date	Face Amount/Shares	Principal	Interest/Dividends	Total
<b>Buy</b>								
Baird Aggregate Bond Fund	057071854	0.000	7/25/2024	N/A	269.27	2,620.00	0.00	2,620.00
Nyli MacKay	56063N881	0.000	7/31/2024	N/A	162.604	842.29	0.00	842.29
Baird Aggregate Bond Fund	057071854	0.000	8/26/2024	N/A	256.003	2,562.59	0.00	2,562.59
Nyli MacKay	56063N881	0.000	8/30/2024	N/A	162.193	846.65	0.00	846.65
Nyli Cbre Global Infrastructure	56064L298	0.000	9/16/2024	N/A	83.987	1,165.74	0.00	1,165.74
Nyli Cbre Global Infrastructure	56064L298	0.000	9/16/2024	N/A	7,091.172	98,000.00	0.00	98,000.00
Columbia Small Cap Growth Inst3	19765Y340	0.000	9/16/2024	N/A	5,813.953	160,000.00	0.00	160,000.00
Cohen & Steers Instl Realty	19247U106	0.000	9/16/2024	N/A	2,980.071	160,000.00	0.00	160,000.00
Lazard CI List Infrastructure	52106N459	0.000	9/16/2024	N/A	16,806.723	280,000.00	0.00	280,000.00
Schwab US Large Cap EFT	808524201	0.000	9/16/2024	N/A	19,759.00	1,311,009.65	0.00	1,311,009.65
Putnam Core Equity Fund Y	74676P839	0.000	9/16/2024	N/A	11,877.038	510,000.00	0.00	510,000.00
Natixis Vaughan Nelson Select N	63873P841	0.000	9/17/2024	N/A	11,568.718	250,000.00	0.00	250,000.00
Lazard CI List Infrastructure	52106N459	0.000	9/20/2024	N/A	187.495	3,054.29	0.00	3,054.29
Baird Aggregate Bond Fund	057071854	0.000	9/24/2024	N/A	262.575	2,652.01	0.00	2,652.01
Cohen & Steers Instl Realty	19247U106	0.000	9/30/2024	N/A	64.322	3,396.18	0.00	3,396.18
Nyli MacKay	56063N881	0.000	9/30/2024	N/A	154.836	812.89	0.00	812.89
<b>Sub Total / Average Buy</b>					<b>77,499.96</b>	<b>2,786,962.29</b>	<b>0.00</b>	<b>2,786,962.29</b>
<b>Dividend</b>								
iShares Core US Aggregate	464287226	0.000	7/5/2024	N/A	0.00	0.00	1,796.27	1,796.27
Emerald Growth	317609253	0.000	7/12/2024	N/A	0.00	0.00	7,701.23	7,701.23
Baird Aggregate Bond Fund	057071854	0.000	7/25/2024	N/A	0.00	0.00	2,620.00	2,620.00
Nyli MacKay	56063N881	0.000	7/31/2024	N/A	0.00	0.00	842.29	842.29
PGIM Total Return Bond	74440B884	0.000	7/31/2024	N/A	0.00	0.00	3,132.26	3,132.26
iShares Core US Aggregate	464287226	0.000	8/6/2024	N/A	0.00	0.00	1,813.39	1,813.39
Baird Aggregate Bond Fund	057071854	0.000	8/26/2024	N/A	0.00	0.00	2,562.59	2,562.59
Nyli MacKay	56063N881	0.000	8/30/2024	N/A	0.00	0.00	846.65	846.65
PGIM Total Return Bond	74440B884	0.000	8/30/2024	N/A	0.00	0.00	3,072.15	3,072.15
iShares Core US Aggregate	464287226	0.000	9/6/2024	N/A	0.00	0.00	1,862.26	1,862.26
Lazard CI List Infrastructure	52106N459	0.000	9/20/2024	N/A	0.00	0.00	3,054.29	3,054.29
Baird Aggregate Bond Fund	057071854	0.000	9/24/2024	N/A	0.00	0.00	2,652.01	2,652.01
Dodge Cox Income	256210105	0.000	9/26/2024	N/A	0.00	0.00	8,147.32	8,147.32

Description	CUSIP/Ticker	YTM @ Cost	Settlement Date	Maturity Date	Face Amount/Shares	Principal	Interest/Dividends	Total
Dodge & Cox Stock Fund	256219106	0.000	9/26/2024	N/A	0.00	0.00	2,949.02	2,949.02
Nyli Cbre Global Infrastructure	56064L298	0.000	9/30/2024	N/A	0.00	0.00	1,165.74	1,165.74
Cohen & Steers Instl Realty	19247U106	0.000	9/30/2024	N/A	0.00	0.00	3,396.18	3,396.18
iShares SP500	464287408	0.000	9/30/2024	N/A	0.00	0.00	2,402.73	2,402.73
ishares SP 500 Growth	464287309	0.000	9/30/2024	N/A	0.00	0.00	892.24	892.24
Nyli MacKay	56063N881	0.000	9/30/2024	N/A	0.00	0.00	812.89	812.89
Schwab US Large Cap EFT	808524201	0.000	9/30/2024	N/A	0.00	0.00	4,082.21	4,082.21
PGIM Total Return Bond	74440B884	0.000	9/30/2024	N/A	0.00	0.00	3,105.44	3,105.44
ishares Russell Mid Cap	464287499	0.000	9/30/2024	N/A	0.00	0.00	4,544.51	4,544.51
<b>Sub Total / Average Dividend</b>					<b>0.00</b>	<b>0.00</b>	<b>63,453.67</b>	<b>63,453.67</b>

**Interest**

US Bank PARS   Pension Trust MM	MM4901	0.000	7/31/2024	N/A	0.00	0.00	2,555.89	2,555.89
US Bank PARS   Pension Trust MM	MM4901	0.000	8/31/2024	N/A	0.00	0.00	2,843.18	2,843.18
US Bank PARS   Pension Trust MM	MM4901	0.000	9/30/2024	N/A	0.00	0.00	2,935.15	2,935.15
<b>Sub Total / Average Interest</b>					<b>0.00</b>	<b>0.00</b>	<b>8,334.22</b>	<b>8,334.22</b>

**Sell**

iShares SP500	464287408	0.000	9/16/2024	N/A	161.00	31,432.77	0.00	31,432.77
Vanguard Growth & Income	921913208	0.000	9/16/2024	N/A	61.616	6,614.49	0.00	6,614.49
Vanguard Growth & Income	921913208	0.000	9/16/2024	N/A	80.355	8,626.11	0.00	8,626.11
Vanguard Growth & Income	921913208	0.000	9/16/2024	N/A	162.922	17,489.68	0.00	17,489.68
Vanguard Growth & Income	921913208	0.000	9/16/2024	N/A	168.589	18,098.04	0.00	18,098.04
Vanguard Growth & Income	921913208	0.000	9/16/2024	N/A	192.104	20,622.37	0.00	20,622.37
Vanguard Growth & Income	921913208	0.000	9/16/2024	N/A	193.811	20,805.62	0.00	20,805.62
Vanguard Growth & Income	921913208	0.000	9/16/2024	N/A	200.481	21,521.64	0.00	21,521.64
Vanguard Growth & Income	921913208	0.000	9/16/2024	N/A	227.472	24,419.13	0.00	24,419.13
Vanguard Growth & Income	921913208	0.000	9/16/2024	N/A	242.42	26,023.80	0.00	26,023.80
Vanguard Growth & Income	921913208	0.000	9/16/2024	N/A	253.309	27,192.73	0.00	27,192.73
Vanguard Growth & Income	921913208	0.000	9/16/2024	N/A	261.577	28,080.30	0.00	28,080.30
Vanguard Growth & Income	921913208	0.000	9/16/2024	N/A	334.26	35,882.83	0.00	35,882.83
Vanguard Growth & Income	921913208	0.000	9/16/2024	N/A	423.57	45,470.26	0.00	45,470.26
Vanguard Growth & Income	921913208	0.000	9/16/2024	N/A	490.585	52,664.32	0.00	52,664.32
Vanguard Growth & Income	921913208	0.000	9/16/2024	N/A	514.01	55,179.00	0.00	55,179.00
Vanguard Growth & Income	921913208	0.000	9/16/2024	N/A	605.41	64,990.79	0.00	64,990.79
Vanguard Growth & Income	921913208	0.000	9/16/2024	N/A	625.835	67,183.41	0.00	67,183.41
Vanguard Growth & Income	921913208	0.000	9/16/2024	N/A	1,985.90	213,186.45	0.00	213,186.45
Vanguard Growth & Income	921913208	0.000	9/16/2024	N/A	2,009.56	215,726.35	0.00	215,726.35
Vanguard Growth & Income	921913208	0.000	9/16/2024	N/A	2,121.054	227,695.24	0.00	227,695.24
Vanguard Growth & Income	921913208	0.000	9/16/2024	N/A	2,523.274	270,873.57	0.00	270,873.57
Vanguard Growth & Income	921913208	0.000	9/16/2024	N/A	2,566.44	275,507.45	0.00	275,507.45

Description	CUSIP/Ticker	YTM @ Cost	Settlement Date	Maturity Date	Face Amount/Shares	Principal	Interest/Dividends	Total
Vanguard Growth & Income	921913208	0.000	9/16/2024	N/A	3,406.769	365,716.80	0.00	365,716.80
Undiscovered	904504479	0.000	9/16/2024	N/A	617.355	54,000.00	0.00	54,000.00
Dodge & Cox Stock Fund	256219106	0.000	9/16/2024	N/A	34.899	9,446.785	0.00	9,446.79
Dodge & Cox Stock Fund	256219106	0.000	9/16/2024	N/A	127.649	34,553.215	0.00	34,553.22
Columbia Contrarian Fund	19766M709	0.000	9/16/2024	N/A	601.307	23,000.00	0.00	23,000.00
ishares SP 500 Growth	464287309	0.000	9/16/2024	N/A	37.00	3,433.50	0.00	3,433.50
Emerald Growth	317609253	0.000	9/16/2024	N/A	6,156.214	160,000.00	0.00	160,000.00
ishares Russell Mid Cap	464287499	0.000	9/16/2024	N/A	46.00	3,979.349	0.00	3,979.35
ishares Russell Mid Cap	464287499	0.000	9/16/2024	N/A	111.00	9,602.343	0.00	9,602.34
ishares Russell Mid Cap	464287499	0.000	9/16/2024	N/A	738.00	63,842.607	0.00	63,842.61
<b>Sub Total / Average Sell</b>					<b>28,281.747</b>	<b>2,502,860.949</b>	<b>0.00</b>	<b>2,502,860.95</b>



*Dedicated to  
Satisfying our Community's  
Water Needs*

## MEMORANDUM

TO: Board of Directors  
FROM: Denise Khalifa, Chief Administrative Officer  
DATE: December 11, 2024  
SUBJECT: Board Meeting Schedule

---

### RECOMMENDATION

Confirm the Board of Directors' Regular Board Meeting schedule for Calendar Year 2025 and cancel the May 14, 2025, November 26, 2025 and December 24, 2025 Board of Directors' Meetings.

The Executive Committee will review this item at its December 9, 2024 meeting.

### STRATEGIC PLAN

- Goal #1: Provide an abundant, local, reliable and safe water supply.
- Goal #2: Perpetually renew and improve our infrastructure.
- Goal #3: Be financially responsible and transparent.
- Goal #4: Increase favorable opinion of Mesa Water.
- Goal #5: Attract, develop and retain skilled employees.
- Goal #6: Provide excellent customer service.
- Goal #7: Actively participate in regional and statewide water issues.

### PRIOR BOARD ACTION/DISCUSSION

None.

### DISCUSSION

Annually, the Board of Directors (Board) reviews the calendars to set the date and time for the meetings to be held the upcoming year.

In 2025, Board meetings will be held on the second and fourth Wednesdays of each month at 4:30 p.m. The Board meeting scheduled for Wednesday, May 14, 2025 occurs simultaneously with the Association of California Water Agencies' Spring Conference; due to an anticipated lack of a quorum, staff recommends canceling the meeting. Staff also recommends canceling the November 26, 2025 and December 24, 2025 Board meetings due to the holidays.

### FINANCIAL IMPACT

None.

### ATTACHMENTS

None.



*Dedicated to  
Satisfying our Community's  
Water Needs*

## MEMORANDUM

TO: Board of Directors  
FROM: Denise Khalifa, Chief Administrative Officer  
DATE: December 11, 2024  
SUBJECT: Honoring the Career of Marek Pelka

---

### RECOMMENDATION

Approve a proclamation honoring Marek Pelka for his dedicated and committed service to Mesa Water District.

### STRATEGIC PLAN

- Goal #1: Provide an abundant, local, reliable and safe water supply.
- Goal #2: Perpetually renew and improve our infrastructure.
- Goal #3: Be financially responsible and transparent.
- Goal #4: Increase favorable opinion of Mesa Water.
- Goal #5: Attract, develop and retain skilled employees.
- Goal #6: Provide excellent customer service.
- Goal #7: Actively participate in regional and statewide water issues.

### PRIOR BOARD ACTION/DISCUSSION

None.

### DISCUSSION

Recently, Marek "Mark" Pelka announced his retirement effective December 30, 2024.

Mark Pelka began his career at Mesa Water District (Mesa Water®) in 2002 as a Civil Engineer and was promoted to Senior Civil Engineer in 2003.

As a Senior Civil Engineer, Mark was responsible for construction project administration, which included designing capital improvement projects, reviewing plans and specifications, project schedules and budgets, and contract management.

Mark was the Project Manager on many projects such as the OC-44 Emergency Pipeline Repairs (2002, 2006, & 2011), Wells 3 & 9 Backup Power Generator Repair (2004), Reservoir 1 & 2 Water Quality Improvement (2005), Well Automation Design (2011-2020), Rehabilitation of Wells 1, 6, & 11 (2011-2012), Mesa Water Reliability Facility (MWRF) Technology Replacement & Expansion (2010-2013), OC-44 Pipeline Rehabilitation Project (2013-2020), MWRF Finished Water Polishing (2016), Well 8 Destruction & Demolition (2017), Reservoir 1 & 2 Improvements (2017), Santa Ana Station Refurbishment (2017-2018), Gisler Avenue Parking (2015-2020), Wilson Street Pipeline Replacement Project & Mainline Valve Replacement Project (2023) and the Mesa Water Education Center (2020-2024).

Mark achieved a Specialized Studies Program certificate from the University of California, Irvine (2008) and was a member of Mesa Water's Safety Ambassadors (2002-2018), American Water Works Association (2002-present) and National Groundwater Association (2011-present).



The Board of Directors recognizes and honors Mark for his more than 22 years of dedicated and committed service to the District and wishes him the best in his retirement.

FINANCIAL IMPACT

None.

ATTACHMENTS

Attachment A: Draft Proclamation

*A Day of Recognition for the Career of Marek Pelka*

Marek "Mark" Pelka began his career at Mesa Water District (Mesa Water®) in 2002 as a Civil Engineer and was promoted to Senior Civil Engineer in 2003; and

Whereas, as a Senior Civil Engineer, Mark was responsible for construction project administration, which included designing capital improvement projects, reviewing plans and specifications, project schedules and budgets and contract management; and

Whereas, Mark was the Project Manager on many projects such as the OC-44 Emergency Pipeline Repairs (2002, 2006, & 2011), Wells 3 & 9 Backflow Preventer Generator Repair (2004), Reservoir 1 & 2 Water Quality Improvement (2005), Well Automation Design (2011-2020), Rehabilitation of Wells 1, 6, & 11 (2011-2022), Mesa Water Reliability Facility (MWRf) Technology Replacement Expansion (2010-2013), OC-44 Pipeline Rehabilitation Project (2013-2022), MWRf Finished Water Polishing (2016), Well 8 Destruction & Demolition (2017), Reservoir 1 & 2 Improvements (2017), Santa Ana Station Refurbishment (2017-2018), Gistler Avenue Parking (2015-2020), Wilson Street Pipeline Replacement Project & Mainline Valve Replacement Project (2023) and the Mesa Water Education Center (2020-2024); and

Whereas, Mark achieved a Specialized Studies Program certificate from the University of California, Irvine (2008) and was a member of Mesa Water's Safety Ambassadors (2002-2018), American Water Works Association (2002-present) and National Groundwater Association (2011-present).

NOW THEREFORE, BE IT RESOLVED that the Board of Directors of Mesa Water District hereby recognizes and honors you for more than 22 years of dedicated and committed service to the District and wishes you the best as you begin your retirement.

\_\_\_\_\_  
, President

\_\_\_\_\_  
, Vice President

\_\_\_\_\_  
, Director

December 30 2024

\_\_\_\_\_  
, Director

\_\_\_\_\_  
, Director





*Dedicated to  
Satisfying our Community's  
Water Needs*

## MEMORANDUM

TO: Board of Directors  
FROM: Tyler Jernigan, Water Operations Manager  
DATE: December 11, 2024  
SUBJECT: Free Chlorine Conversion Efficacy

---

### RECOMMENDATION

Receive the presentation.

### STRATEGIC PLAN

Goal #1: Provide an abundant, local, reliable and safe water supply.  
Goal #2: Perpetually renew and improve our infrastructure.

### PRIOR BOARD ACTION/DISCUSSION

At its January 21, 2014 meeting, the Engineering and Operations (E&O) Committee received an information item shortly after a series of nitrification events occurred within the distribution system.

At its October 21, 2014 meeting, the E&O Committee received an information item regarding the intention to retain professional engineering services to perform a Nitrification Control Study and provide a Nitrification Mitigation and Control Plan.

At its May 14, 2015 meeting, the Board of Directors (Board) awarded a contract to Carollo Engineers, Inc. in the amount of \$248,746 to perform a Nitrification Control Study and provide a Nitrification Mitigation and Control Plan.

At its December 20, 2016 meeting, the E&O Committee received a presentation on the results of the nitrification study and authorized a change order in the amount of \$81,123 to Carollo to perform the water age modeling study.

At its December 21, 2017 meeting, the E&O Committee received a presentation of the results of reservoir operational hydraulic modeling, and authorized the General Manager to execute a contract with Trussell Technologies, Inc. (Trussell) in the amount of \$154,760, to evaluate the feasibility of converting from chloramination disinfection to free chlorine disinfection.

At its November 20, 2018 meeting, the E&O Committee received a presentation on conducting a one year full-scale pilot test of using free chlorine disinfection at the clear well sites and a chloramine disinfection from the Mesa Water Reliability Facility (MWRf) water supply.

At its January 10, 2024 meeting, the Board of Directors received a presentation on a nitrification mitigation strategy that would involve temporary free chlorine disinfection conversion for the clear groundwater wells. The Division of Drinking Water (DDW) approved a test plan for February - March 2024 to evaluate this temporary free chlorine conversion at full-scale.



## BACKGROUND

Mesa Water District (Mesa Water®) converted its disinfection system from free chlorine to chloramination with both ammonia and chlorine addition in 1999 and has since remained on chloramine disinfection to be consistent with the imported water supply served by Metropolitan Water District of Southern California (MWD). As is common for water utilities that use chloramines, periodic seasonal nitrification has occurred in the Mesa Water distribution system. Nitrification is a process that is perpetuated by nitrifying bacteria that – once present – are especially challenging to eliminate. This biological process is completed in two steps, involving 1) the conversion of free ammonia – whether dosed in excess or from decomposition of chloramines – to nitrite by ammonia oxidizing bacteria (AOB), and 2) conversion of nitrite to nitrate via nitrite oxidizing bacteria (NOB). Through these reactions, chloramines are degraded, leading to decreased disinfectant residual, proliferation of bacteria, and often low dissolved oxygen and pH, with increased corrosion potential.

To address water quality issues with distribution system nitrification, Mesa Water has implemented operational strategies and invested in infrastructure renewal and improvement. The Production System Operations Plan (PSOP) outlines several operations techniques to prevent nitrification in the distribution system. The Water System Demand Optimization Model (WSDOM) aids in aligning the water supply with the demand of the system, which minimizes the age of the water in the system. Reservoir cycling and continuous monitoring of chemical dosing also greatly assist in ensuring proper water quality within the system. Recent infrastructure improvements that have significantly increased water quality in the system were the Well Automation project and the installation of a pilot Reservoir Management System (RMS) at Reservoir 1. The Well Automation project has improved the precision of chemical dosing by establishing chemical dose pump controls with real-time feedback from analytical monitoring. The pilot RMS installation at Reservoir 1 is a temporary system until the full-scale system is constructed at both Reservoirs 1 and 2 as the final phase of Mesa Water's Capital Improvement Program Renewal (CIPR). This system has enabled Reservoir 1 to hold higher levels of water at a sustained chloramine residual, resulting in improved water quality system wide.

Another strategy, previously implemented by Mesa Water as a temporary nitrification mitigation measure in February 2014, is the conversion to free chlorine disinfection. The California Department of Public Health, now managed by DDW, approved the 2014 conversion as a safe and effective way to reduce nitrification in the water system. The outcome of this temporary conversion was successful in increasing the overall water quality within the system. Subsequent testing by Carollo Engineers and AQUALity Engineering (2016) with the Nitrification Control Study assessed the formation of regulated disinfection byproducts (DBPs) with free chlorine disinfection and found they were likely to form if free chlorine disinfection were implemented with the MWRf and MWD supplies. A follow up Free Chlorine Conversion Study assessed the feasibility of converting Mesa Water's clear groundwater wells to free chlorine disinfection while maintaining chloramine disinfection of the MWRf and MWD supplies to avoid DPB formation. Results from bench testing with different blends of source waters and disinfectant were used to establish hydraulic modeling runs to evaluate expected residual chlorine under varied operational conditions. The model runs indicated that residual chlorine would likely be acceptable, but full-scale testing was needed to validate this approach. A test plan was developed and approved by DDW, but the testing was put on hold during the pandemic. In the meantime, Mesa Water



continued to invest in developing local water supplies and completed the development of Wells 12 and 14.

## DISCUSSION

Building on the findings of the prior studies and capitalizing on the increased clear groundwater supply capacity provided by Wells 12 and 14, Mesa Water elected to test temporary conversion of only the clear groundwater wells to free chlorine as a mitigation strategy for nitrification. The prior full-scale conversion test plan was updated to reflect this change in approach and re-submitted to DDW. After DDW approval of the test plan, Mesa Water implemented the free chlorine conversion beginning March 4, 2024 and resuming chloramine disinfection starting on April 1, 2024. Prior to initiating the conversion and consistent with DDW's requirements in approving the test plan, Mesa Water provided public notification of the disinfectant change via Mesa Water's website and social media accounts, and with an announcement in the Daily Pilot newspaper.

To evaluate the efficacy of the temporary free chlorine conversion on nitrification, as well as general and aesthetic water quality, Mesa Water conducted extensive water quality monitoring before, during, and after the free chlorine conversion. These results confirmed that disinfection residuals were able to be maintained throughout the distribution system following conversion from chloramine to free chlorine disinfection, as well as through reconversion from free chlorine back to chloramine disinfection. In addition, consistently high water quality was observed throughout the conversion and re-conversion period, regardless of disinfectant. Of note, DBP values were consistently low with each disinfectant type, suggesting that the clear groundwater wells are compatible with free chlorine disinfection.

Overall, the strategy of temporary system-wide free chlorine conversion using the clear groundwater wells was demonstrated to successfully control nitrification. Nitrite values measured in the distribution system, the primary metric of nitrification, were significantly reduced from an average 0.021 mg/L for the six-month period prior to the conversion to an average value that was below the 0.005 mg/L reporting limit during the conversion period. The lower nitrite values in the distribution system continued through the six months of monitoring following the reconversion to chloramines, with an average of 0.010 mg/L. This change in the distribution system nitrite levels is shown in Figure 1.

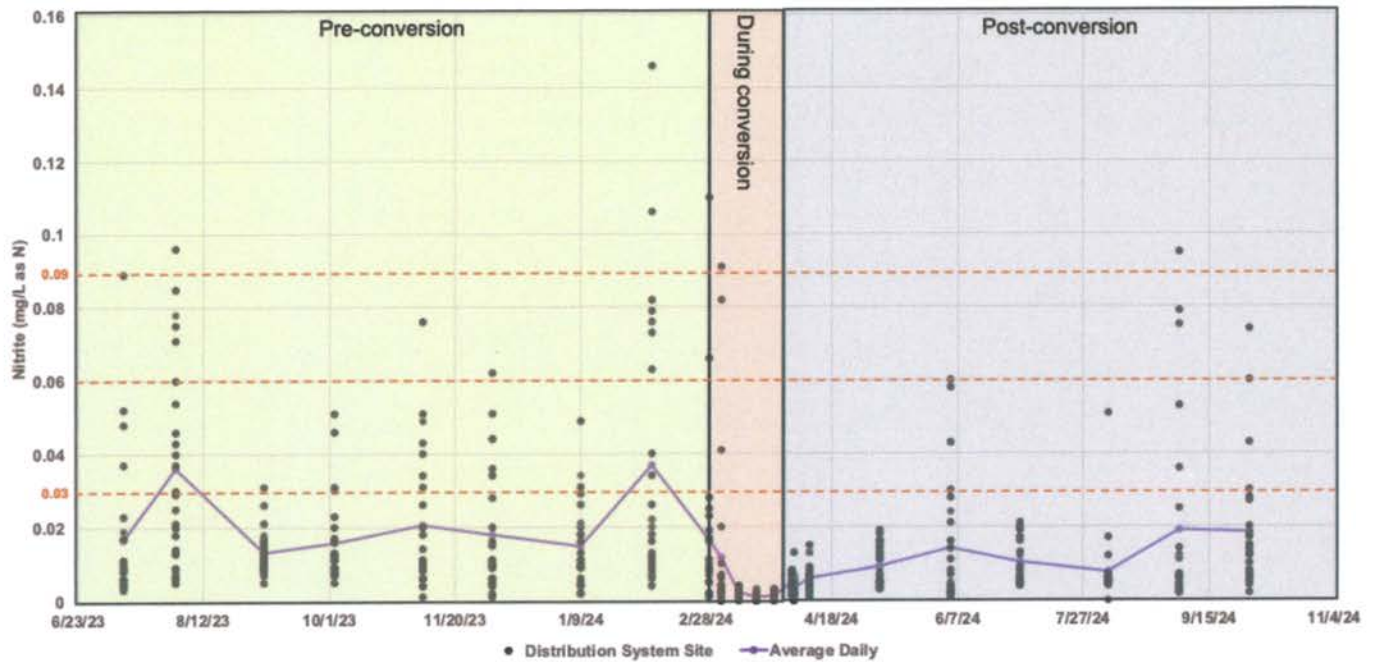


Figure 1. Nitrite concentration for all distribution system sites before, during, and after testing. Action levels from Mesa Water's Nitrification Monitoring and Action Plan are indicated with dashed red horizontal lines.

Consistent maintenance of residual chlorine in the distribution system is another important water quality metric for nitrification. The results of distribution system monitoring of total chlorine residual for the conversion period, as well as the six months before and after are presented in Figure 2. Residual chlorine values have remained relatively consistent and well above the minimum target of 0.4 mg/L throughout this 15-month period despite changes in source water supplies and seasonal changes in temperature and demand that often impact the ability to maintain residuals throughout the distribution system.

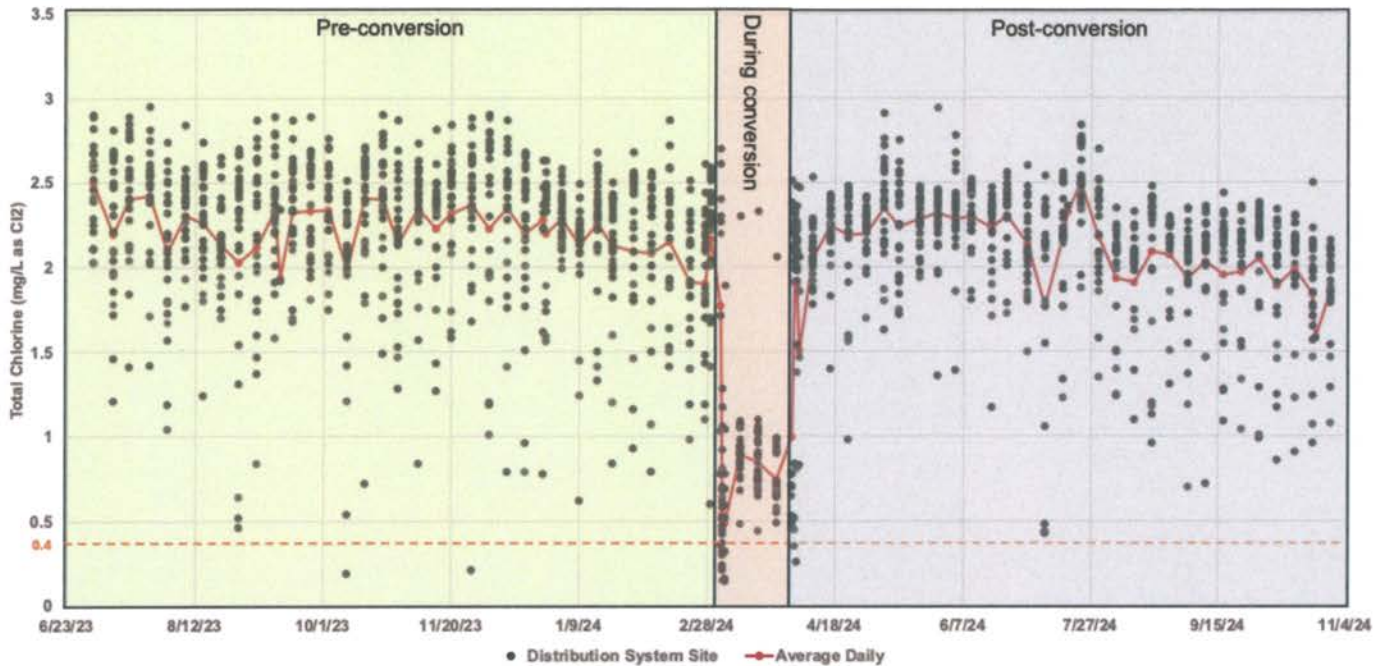


Figure 2. Total chlorine concentration for all distribution system sites before, during, and after testing. The minimum residual action level from Mesa Water’s Nitrification Monitoring and Action Plan is indicated with a dashed red horizontal line.

Finally, this evaluation provided some perspective on the impact of a pilot residual control system (RCS) that was installed in Reservoir 1 in August 2023. The Monoclor® RCS (PSI Water Technologies) is an automated system that leverages real-time water quality monitoring and control logic for increasing the accuracy of chemical dosing, combined with high energy mixing to maintain consistent monochloramine levels (5:1 chlorine to ammonia ratio) in the reservoir. This system has produced a consistent disinfectant residual within Reservoir 1 and a corresponding consistently low trend in nitrite relative to what was measured in Reservoir 2 during the same period (Figure 3).

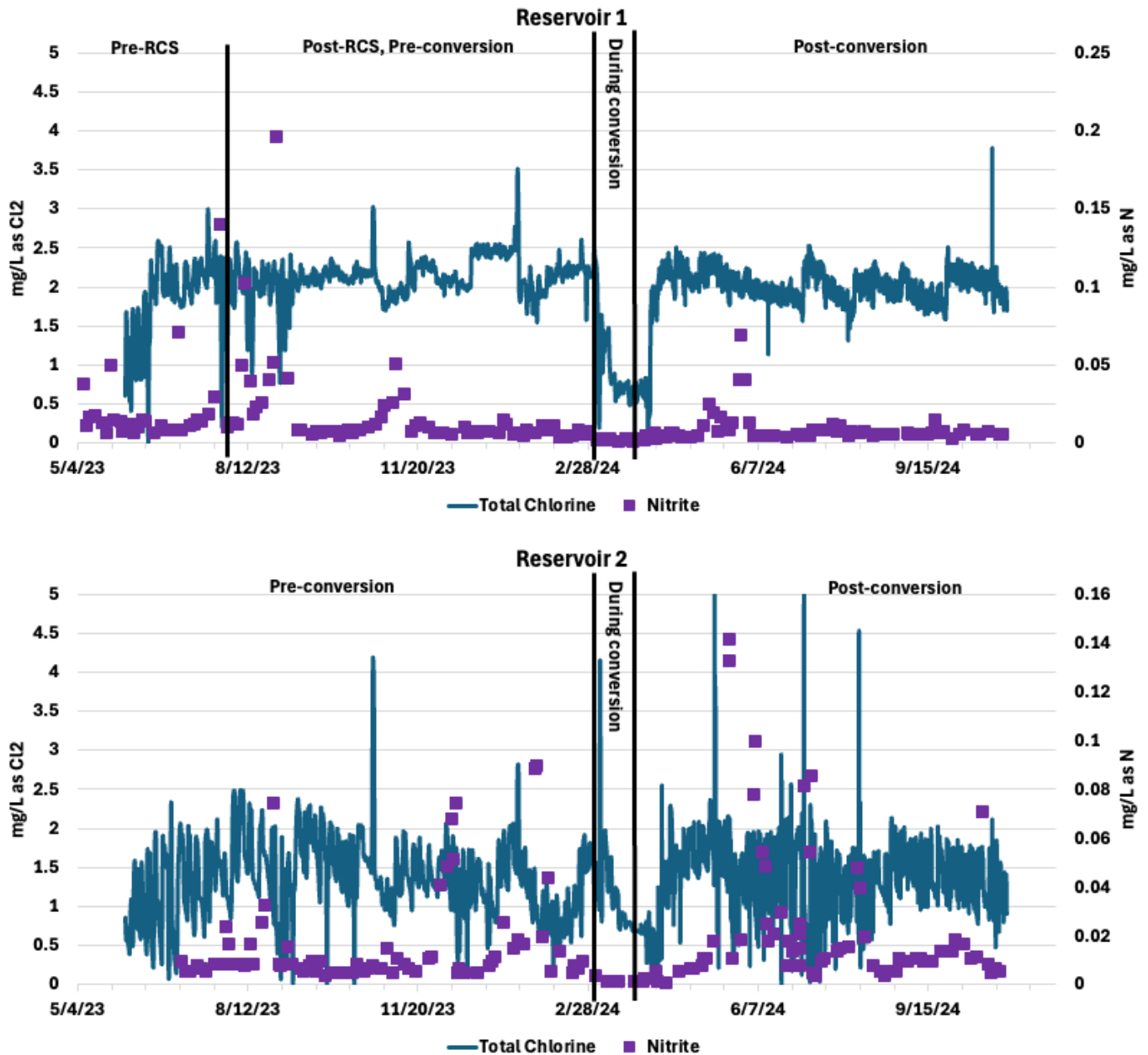


Figure 3. Total chlorine and nitrite concentrations in Reservoirs 1 (top) and 2 (bottom), indicating implementation of Reservoir 1 RCS and temporary free chlorine conversion period.

Based on the success of this testing, future implementation of temporary system-wide free chlorine conversion is recommended at Mesa Water’s discretion as a strategy for responding to future changes in water quality that indicate the presence of nitrification. Mesa Water has a robust water quality monitoring program that includes nitrification indicators, and a Nitrification Monitoring and Action Plan that defines total chlorine and nitrite action levels with corresponding control measures. The use of temporary free chlorine conversion using the clear groundwater wells should be considered as another operational strategy that can be implemented to address persistent nitrification conditions. In addition, the evaluation of residual chlorine monitoring in the two reservoirs indicates a clear benefit in disinfectant control gained from the pilot RCS at



Reservoir 1. Together, the free chlorine conversion and the reservoir residual control system have resulted in enhanced water quality throughout the Mesa Water distribution system.

FINANCIAL IMPACT

None.

ATTACHMENTS

None.



*Dedicated to  
Satisfying our Community's  
Water Needs*

## MEMORANDUM

TO: Board of Directors  
FROM: Andrew D. Wiesner, P.E., District Engineer  
DATE: December 11, 2024  
SUBJECT: Requests for Will-Serve Letters

---

### RECOMMENDATION

Receive the presentation.

### STRATEGIC PLAN

Goal #1: Provide an abundant, local, reliable and safe water supply.  
Goal #2: Perpetually renew and improve our infrastructure.

### PRIOR BOARD ACTION/DISCUSSION

At its September 13, 2023 meeting, the Board of Directors (Board) received a presentation regarding the Procedure for Will-Serve Letters.

At its February 28, 2024 meeting, the Board approved a procedure for the issuance of Will-Serve Letters.

At its February 28, 2024 meeting, the Board received a presentation regarding the request for Will-Serve Letters for customer projects located at 695 W. 19<sup>th</sup> Street, 615 and 617 Victoria Street, and 3333 Susan Street.

At its August 28, 2024 meeting, the Board approved the issuance of a Will-Serve Letter to the customer project located at 3333 Susan Street.

### DISCUSSION

Recently, Mesa Water District (Mesa Water®) has received three additional requests for Will-Serve Letters. The three requests are for single family residential developments and are described below:

1. 220 – 236 Victoria Street: 40-unit residential development located on Victoria Street near the intersection with Newport Avenue. This residential project plans to demolish the existing commercial buildings and construct 40 new three-story town homes. A preliminary plan is attached as Attachment A. Staff has issued a Will-Serve Letter in accordance with the approved procedure.
2. 960 W. 16<sup>th</sup> Street: 38-unit residential development located on 16<sup>th</sup> Street near the intersection with Hampton Drive. This residential project plans to demolish the existing commercial building and construct 38 new three-story town homes. A preliminary plan is attached as Attachment B. Staff plans to issue a Will-Serve Letter in accordance with the approved procedure.





3. 3150 Bear Street: 142-unit residential development located on Bear Street near the I-405 Overpass. This residential project plans to demolish the existing commercial buildings and construct 142 new three-story town homes. A preliminary plan is attached as Attachment C. Staff has issued a Will-Serve Letter in accordance with the approved procedure.

The Will-Serve Letters will not constitute a guarantee for water service. These three customer projects will continue to require Plan Check per Mesa Water's Rules and Regulations for Water Service as they move forward.

#### FINANCIAL IMPACT

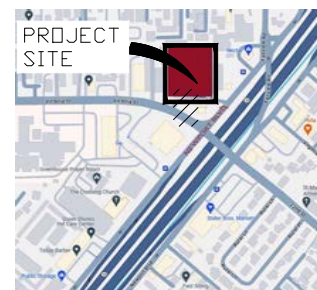
None.

#### ATTACHMENTS

Attachment A: 220 – 236 Victoria Street Preliminary Plans  
Attachment B: 960 W. 16<sup>th</sup> Street Preliminary Plans  
Attachment C: 3150 Bear Street Preliminary Plans

# VICTORIA PLACE MIXED-USE

222 VICTORIA PLACE  
COSTA MESA, CA 92627



#### PROJECT DIRECTORY:

**CLIENT:**  
WMC LLC  
8015 Crystal Court,  
Anaheim, CA 92838  
Attn: Tony Weeda  
Phone: 714.325.2405  
Email: tweeda@wmcglobal.net

**CIVIL ENGINEER:**  
CA Engineering, Inc.  
13801 Newport Ave., Ste. 110  
Tustin, CA 92780  
Attn: Fred Corwell  
Phone: (949) 724-4400  
Email: fcorwell@ca-eng.net

**ARCHITECT:**  
Bundy-Finkel Architects  
1122 Sistrup St., Ste. 100  
Costa Mesa, CA 92626  
Phone: (714) 850-7575  
Attn: Richard Finkel  
Email: rfinkel@bundyfinkel.com

**LANDSCAPE ARCHITECT:**  
To Be Selected

#### Sheet Index:

COVER
1 of 1 PRELIMINARY GRADING & UTILITY PLAN
A0.1 SITE PHOTOS
A1.1 SITE PLAN
A2.1 FLOOR PLAN - TYPICAL DUPLEX UNIT
A2.2 FLOOR PLAN - TYPICAL MIXED-USE UNIT
A3.1 OVERALL ELEVATIONS
A3.2 VICTORIA PLACE - STREET ELEVATIONS
A3.3 TYPICAL MIXED-USE UNIT ELEVATIONS
A3.4 TYPICAL DUPLEX UNIT ELEVATIONS
A4.1 3D IMAGES

## CITY SUBMITTAL #1



**KEYNOTES:**


- | NO. | DESCRIPTION                        |
|-----|------------------------------------|
| 1.  | NEW SIDEWALK                       |
| 2.  | ACCESSIBLE STALLS AND LOADING ZONE |
| 3.  | CURB-CUT RAMP WITH TRUNCATED DOMES |
| 4.  | MOTOR-OPERATED SWINGING GATES      |
| 5.  | NEW +7' HIGH CONCRETE BLOCK WALL   |
| 6.  | WOOD FENCES BETWEEN RESIDENCES     |
| 7.  | DECORATIVE PAVING                  |
| 8.  | CARPORIT ABOVE                     |
| 9.  | NEW DRIVEWAY APPROACH              |

**ZONING DATA:**

APNS: 419-111-20 (PARCEL 1), 419-111-19 (PARCEL 2),  
 APNT: 419-111-21 (PARCEL 3)

LOT AREA: 76,923 S.F. (1.77 AC)  
 EXISTING ZONING: C-2 GENERAL BUSINESS  
 PROPOSED ZONING: PDR-HD  
 LOT COVERAGE PROPOSED:  
 UNITS PROVIDED: = 40 UNITS (22.6 UNITS PER AC)  
 BUILDING HEIGHT PROPOSED: 39'-6"

UNITS	AREA	QTY
3-BEDROOM	2,283 S F	20
3-BEDROOM	2,321 S F	20
<b>TOTAL:</b>		<b>40</b>
<b>PARKING REQUIRED:</b>		
3-BEDRM @ 2.5 SPACES PER UNIT		100
GUEST @ 5 SPACES PER UNIT		20
<b>TOTAL:</b>		<b>120</b>
<b>PARKING PROVIDED:</b>		
GARAGE		80
COVERED CARPORT		9
OPEN		23
<b>TOTAL:</b>		<b>112</b>



PROJECT NAME:

**VICTORIA PLACE**  
 222 VICTORIA PLACE  
 COSTA MESA, CA 92627

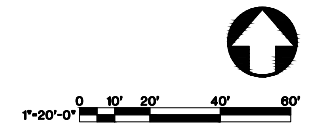
SHEET TITLE:

**SITE PLAN**

NOTICE: THE DESIGN SHOWN AND DESCRIBED HEREIN, INCLUDING ALL TECHNICAL DRAWINGS, SPECIFICATIONS, AND MODEL RENDERINGS, IS THE PROPERTY OF BUNDY-FINKEL ARCHITECTS AND IS NOT TO BE REPRODUCED, COPIED, OR TRANSMITTED IN ANY FORM OR BY ANY MEANS, ELECTRONIC OR MECHANICAL, INCLUDING PHOTOCOPYING, RECORDING, OR BY ANY INFORMATION STORAGE AND RETRIEVAL SYSTEM, WITHOUT THE WRITTEN PERMISSION OF BUNDY-FINKEL ARCHITECTS. ADDITIONALLY, THESE DOCUMENTS ARE NOT TO BE USED FOR ANY OTHER PROJECTS WITHOUT THE WRITTEN PERMISSION OF BUNDY-FINKEL ARCHITECTS. ANY REUSE OR MISUSE OF THESE DOCUMENTS WITHOUT THE WRITTEN PERMISSION OF BUNDY-FINKEL ARCHITECTS IS STRICTLY PROHIBITED. THE ARCHITECT ASSUMES NO LIABILITY FOR ANY DISCREPANCIES BETWEEN THE DOCUMENT AND EXISTING CONDITIONS. THE USER SHALL BE RESPONSIBLE FOR VERIFYING THE ACCURACY OF ALL INFORMATION AND DATA PROVIDED HEREIN. THE ARCHITECT MAKES NO WARRANTY, EXPRESS OR IMPLIED, FOR THE ACCURACY OF THE INFORMATION AND DATA PROVIDED HEREIN. THE ARCHITECT'S LIABILITY IS LIMITED TO THE DESIGN SERVICES PROVIDED HEREIN AND DOES NOT EXTEND TO ANY OTHER SERVICES. CONTRACTORS SHALL VERIFY DIMENSIONS AND SHALL NOT SCALE THE DRAWINGS IF NOT SHOWN.

PROJECT NO.: 23-822  
 LAST ISSUE DATE: 03-14-24  
 BY: SD CHKD: RF

FILE:  
 SHEET  
**A1.1**



# 960 W 16TH STREET SINGLE FAMILY DETACHED

LIVE- WORK  
COSTA MESA, CALIFORNIA

PLANS	TOTAL S.F.
PLAN-1	1,999 S.F.
PLAN-2	2,134 S.F.
PLAN-3	2,300 S.F.

**SDK**

ATELIER

INTRACORP 



### YIELD DATA

**SMALL LOT - SINGLE-FAMILY DETACHED**

UNIT TYPE	YIELD	SQ. FT.	SQ.FT. YIELD
PLAN 1 (3 BED/2.5.5 BA/2 CAR)	10	1,999 S.F.	19,990 S.F.
PLAN 2 (3 BED/2.5.5 BA/2 CAR)	14	2,134 S.F.	29,876 S.F.
PLAN 3 (3 BED/2.5.5 BA/2 CAR)	14	2,300 S.F.	32,200 S.F.
<b>TOTAL</b>	<b>38</b>	<b>2,160 S.F. AVG.</b>	<b>82,066 S.F.</b>

### PARKING TABULATION

UNIT TYPE	TOTAL UNITS	RATIO	REQUIRED	PROVIDED
PLAN 1 -1999 S.F.	10	3.0	30	30
PLAN 2 -2134 S.F.	14	3.5	49	49
PLAN 3 -2300 S.F.	14	3.5	49	51
<b>TOTAL</b>	<b>38</b>	<b>3.35</b>	<b>128</b>	<b>130</b>

PRIVATE GARAGE	76 SPACES
COVERED CARPORT	24 SPACES
OPEN PARKING / DRIVEWAYS	30 SPACES

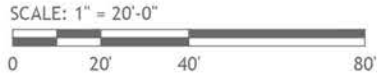
960 W 16TH STREET  
COSTA MESA, CALIFORNIA  
PROJECT# 137-24127



ATELIER

INTRACORP

CONCEPTUAL DESIGN  
MAY 1<sup>ST</sup>, 2024



SITE PLAN

SP



# 3150 BEAR STREET

Development Plan Review

City of Costa Mesa, CA

January 4, 2024



**Four-Story Stacked Flats**

- ± 1100-2700 SF
- 1-4 bedroom homes
- 1-car and 2-car tandem garages
- Private open space in the form of deck

**Project Frontage**

- New curb, gutter, sidewalk and landscaping to improve pedestrian experience
- To be further coordinated with City staff

**Three-Story Townhomes**

- ± 1,200 - 1,800 SF
- 2, 3, and 4-bedrooms homes
- 2-car garage in a side-by-side or tandem configuration
- Private open space in the form of a porch and/or deck

**Project Entry**

- Maintain existing access on Bear Street
- Entry enhanced with accent trees and project signage
- Install new lighted crosswalk to promote pedestrian connectivity to Shiffer Park

**Existing Utilities**

- Maintain OCSAN easement and access to existing 33-inch sewer main and protect main in private road (coordinating with OCSAN)
- Install new Costa Mesa sanitation sewer in private streets and alleys (coordinating with CMSD)
- Reroute existing Mesa Water line within loop road (coordinating with Mesa Water District)

**EVA**

- Maintain existing emergency vehicle access
- Meets Costa Mesa Fire Dept Turning Radii requirements

**Neighborhood Interface**

- Protect existing wall in place
- Protect overhead SCE utilities and poles in place (Rule 16)
- Install screening hedge as permitted by SCE
- Use private street and parking to provide additional setback

**Private Drive**

- 25-foot Private Street provides vehicular access to all homes
- 5-foot sidewalk on one side to promote pedestrian activity
- Head in parking distributed throughout the site
- Landscaping on both sides to provide shade and an improved streetscape

**Main Recreation Area**

- ± 12,370
- Landscaped paseos and sidewalks connect all homes to central recreation area
- Potential programming such as pool with restroom, BBQ with shade structure and seating, turf area for passive lawn play or similar.

**Project Summary**

Project Area<sup>1</sup>: 6.11 acres

Total Homes: 146 Homes

- (52) Three Story Townhomes (1200-1800 SF, 2-4 beds)
- (94) Four Story Stacked Flats (1100-2700 SF, 1-4 beds)

Density: 23.9<sup>2</sup> du/ac

Parking Spaces Required: 269 Spaces<sup>3</sup>

- 1 Bedroom: 1 Space
- 2-3 Bedroom: 1.5 Spaces
- 4 Bedroom: 2.5 Spaces
- Guest: N/A

Parking Spaces Provided<sup>4</sup>:

- 1 Bedroom: 1 Garage Space
- 2-3 Bedroom: 1-2 Garage Spaces
- 4 Bedroom: 2 Garage Spaces
- Head in: ± 73 Spaces (0.5 per unit)

Open Spaces Required<sup>5</sup>: ±111,784 SF

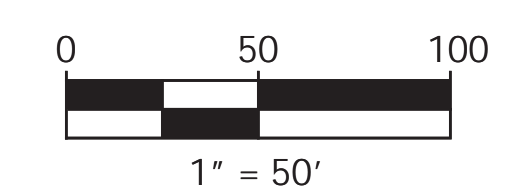
- 42% of total site area
- At least 50% shall be designed as common (±55,892 SF)

Open Space Provided: ±64,015 SF

- Common Areas: ±50,665 SF
- Porches & Decks<sup>6</sup>: ±13,350 SF

**Notes:**

1. Project area based on Orange County GIS boundary data
2. Assumes 10% low income affordable units for a 20% density bonus allowance
3. Required parking adjusted per State density bonus parking standards
4. Guest spaces are 8.5' x 18'
5. Required open space to be adjusted through State density bonus waiver
6. Private open space minimum dimension of 5'
7. Existing General Plan: General Commercial
8. Existing Zoning: AP - Administrative & Professional
9. Assessor's Parcel Numbers: 141-521-48



**Illustrative Site Plan**  
**3150 Bear Street**  
 Costa Mesa, California

January 4, 2023





West Cameron, West Covina



Stratus, Pomona



Seville at Vincent Place, West Covina



Cielo, San Marcos

### Three Story Townhome Imagery

# 3150 Bear Street

## Costa Mesa, California

January 4, 2023







*Dedicated to  
Satisfying our Community's  
Water Needs*

## MEMORANDUM

TO: Board of Directors  
FROM: Kaitlyn Norris, Public Affairs Specialist  
DATE: December 11, 2024  
SUBJECT: Social Media Consulting Services

---

### RECOMMENDATION

Approve a six-month contract extension with Westbound Communications for \$60,000 to provide Social Media Consulting Services.

### STRATEGIC PLAN

Goal #4: Increase favorable opinion of Mesa Water.  
Goal #6: Provide excellent customer service.

### PRIOR BOARD ACTION/DISCUSSION

At its July 8, 2021 meeting, the Board of Directors (Board) approved a one-year contract, with options for renewal, to Westbound Communications for \$105,000 to provide digital and social media strategy and content development services.

At its August 10, 2022 meeting, the Board approved a one-year contract renewal with Westbound Communications for \$145,000 to provide digital and social media strategy content development, and community management services.

On June 8, 2023, under the General Manager's COVID signing authority, an amendment for \$145,000 was executed to exercise an extension available.

At its July 10, 2024 meeting, the Board approved a 6-month contract extension with Westbound Communications for \$60,000 to continue to provide digital and social media strategy content development, and community management services.

### BACKGROUND

Mesa Water District (Mesa Water®) has supplemented staff efforts with social media consulting services from a number of agencies since 2016. In 2021, Mesa Water went through a Request for Proposal (RFP) process and selected Westbound Communications (Westbound) to provide digital and social media strategy, content development and community management services. Westbound Communications began working with Mesa Water in July 2021. The initial contract was for one year with options to renew for three additional one-year periods.

### DISCUSSION

At the May 24, 2023 Board meeting, Westbound presented the results of its Fiscal Year (FY) 2023 social media campaign and recommendations for the District's FY 2024 social media program.

Westbound was successful in helping Mesa Water exceed its FY 2024 measurable objectives for reach, engagement and Costa Mesa followers through strategic paid ad campaigns, with



engagement and costs per click results surpassing industry standards. In FY 2024, Westbound also produced increased video content for Mesa Water’s social media channels. After focusing primarily on growing Facebook followers in the service area since FY 2022, with guidance from Westbound, two new pilot campaigns were launched in FY 2025 on Instagram and YouTube aimed at reaching customers in new ways. These new campaigns focused on increasing brand and local water awareness through reach and engagement and garnered strong results.

As this will be the final year of the Westbound contract, an RFP for digital and social media strategy, content development and community management services will be issued in FY 2025.

Staff recommends that the Board approve a final six-month contract with Westbound Communications for \$60,000 to provide Social Media Consulting Services that include, but are not limited to, digital and social media strategy, content development and community management services; the contract amount includes increased funds for short-form video creation and paid campaigns to achieve reach and engagement objectives.

#### FINANCIAL IMPACT

In Fiscal Year 2025, \$1,047,550 is budgeted for Public Affairs Support Services; \$390,875 has been spent to date.

#### ATTACHMENTS

None.



*Dedicated to  
Satisfying our Community's  
Water Needs*

## MEMORANDUM

TO: Board of Directors  
FROM: Andrew D. Wiesner, P.E., District Engineer  
DATE: December 11, 2024  
SUBJECT: Chandler & Croddy Wells and Pipeline Project

---

### RECOMMENDATION

Approve a contract amendment to Butier Engineering, Inc.'s On-Call Professional Construction Management and Inspection Services for an amount not to exceed \$150,000 for continued Construction Management and Inspection Services for the Chandler & Croddy Wells and Pipeline Project.

### STRATEGIC PLAN

Goal #1: Provide an abundant, local, reliable and safe water supply.

Goal #2: Perpetually renew and improve our infrastructure.

### PRIOR BOARD ACTION/DISCUSSION

At its August 10, 2017 meeting, the Board of Directors (Board) awarded a contract to Tetra Tech, Inc. (Tetra Tech) for \$920,000 and a 10% contingency for a contract amount not to exceed \$1,012,000 to provide professional engineering design and permitting services for the West Chandler Avenue Well, the South Croddy Way Well, and the Pipeline Project.

At its February 8, 2018 meeting, the Board awarded a contract to Butier Engineering, Inc. for \$972,480 and a 10% contingency for a contract amount not to exceed \$1,069,728 to provide professional Construction Management Services for the Chandler & Croddy Wells and Pipeline Project.

At its August 13, 2020 meeting, the Board approved on-call professional construction management and inspection services contracts for the Capital Improvement Program Renewal in the amounts of \$1.1MM for Fiscal Year 2021, \$1.6MM for Fiscal Year 2022, and \$1.1MM for Fiscal Year 2023, with the option for two annual renewals of \$500,000 per year, for a total contract authorization amount not to exceed \$4.8MM to be distributed to the following five firms: Black and Veatch, Butier Engineering, Inc. (Butier), CDM Smith, Inc., Michael Baker International, and MWH Constructors.

At its February 11, 2021 meeting, the Board awarded a contract to Gateway Pacific Contractors, Inc. for \$12,975,000 and a 10% contingency of \$1,297,500 for a contract amount not to exceed \$14,272,500 for the equipping of Chandler Well No. 12 and Croddy Well No. 14, and authorized execution of the contract.

### BACKGROUND

In 2014, Mesa Water District's (Mesa Water's) Board set a goal to provide 115% of water demands from local, reliable water supplies. To achieve this goal, Mesa Water purchased two properties outside the service area in the City of Santa Ana (City) in 2017 with the intention to drill two new wells. Croddy Well No.14 came on line in May 2023 and Chandler Well No.12 came on line in April 2024. The pipeline to connect Chandler Well No.12 and Croddy Well No.14 to the Mesa Water



distribution system is complete and operational. Since completion, Chandler Well No.12 and Croddy Well No.14 have been contributing 4,000 gpm each to meet demands. These two new facilities have improved Mesa Water's local reliability and helped to achieve the goal of providing 115% of water demands from local, reliable water supplies.

### DISCUSSION

In 2018, Mesa Water executed a contract with Butier for construction management services for the Chandler & Croddy Wells and Pipeline Project (Project). Due to delays in the construction of the Project, Butier's efforts were extended under their Capital Improvement Program Renewal (CIPR) On-Call Construction Management Contract. While the Project was substantially completed in April 2024, a few punch list items have yet to be completed and construction management efforts are needed. Staff recommends approval of an amendment to Butier's contract for an amount not to exceed \$150,000 for additional construction management services.

### FINANCIAL IMPACT

In Fiscal Year 2025, no funds are budgeted for construction management services for the Chandler & Croddy Wells and Pipeline Project. The requested funds will come from Cash on Hand.

### ATTACHMENTS

None.



*Dedicated to  
Satisfying our Community's  
Water Needs*

## MEMORANDUM

TO: Board of Directors  
FROM: Paul E. Shoenberger, P.E., General Manager  
DATE: December 11, 2024  
SUBJECT: Public Affairs Consulting Services

---

### RECOMMENDATION

Approve a contract renewal with Brenda Deeley PR, LLC from January 1, 2025 to March 31, 2025 for an amount not to exceed \$30,000 to provide Public Affairs Consulting Services.

### STRATEGIC PLAN

Goal #4: Increase favorable opinion of Mesa Water.  
Goal #6: Provide excellent customer service.

### PRIOR BOARD ACTION/DISCUSSION

At its August 11, 2021 meeting, the Board of Directors (Board) approved a contract with Brenda Deeley PR, LLC from July 1, 2021 to June 30, 2022 for an amount not to exceed \$115,200 to provide Public Affairs Consulting Services.

At its June 8, 2022 meeting, the Board approved a contract renewal with Brenda Deeley PR, LLC from July 1, 2022 to June 30, 2023 for an amount not to exceed \$125,000 to provide Public Affairs Consulting Services.

On June 8, 2023, under the General Manager's COVID signing authority, an amendment was executed for an extension of time and additional funds with Brenda Deeley PR, LLC from July 1, 2023 to June 30, 2024 for an amount not to exceed \$150,000.

At its July 10, 2024 meeting, the Board approved a contract renewal with Brenda Deeley PR, LLC from July 1, 2024 to December 31, 2024 for an amount not to exceed \$40,000 to provide Public Affairs Consulting Services.

### DISCUSSION

In 2021, after a competitive search, Mesa Water District (Mesa Water®) retained the public affairs firm Brenda Deeley PR, LLC (Brenda Deeley), a senior level public relations consultant, to provide public relations strategy to augment the District's Public Affairs team to ensure the public relations program ladders up to the District's business objectives – and to coach and mentor the public affairs team.

Ms. Deeley has provided consulting services for Mesa Water on several high-priority public affairs projects through her project management, staff oversight, and public relations expertise. She has overseen the development of exhibits and curriculum for the Mesa Water Education Center and has provided strategic communications counsel, writing services, media relations and professional development training.



Mesa Water is currently in the process of hiring a Public Affairs Manager and would like the ability to retain Ms. Deeley through the end of March 2025 to support the department management transition and the Mesa Water Education Center VIP event.

Staff recommends that the Board approve a contract renewal with Brenda Deeley PR, LLC from January 1, 2025 to March 31, 2025 for an amount not to exceed \$30,000 to provide Public Affairs Consulting Services.

#### FINANCIAL IMPACT

In Fiscal Year 2025, \$1,047,550 is budgeted for Public Affairs Support Services; \$390,875 been spent to date.

#### ATTACHMENTS

None.



*Dedicated to  
Satisfying our Community's  
Water Needs*

## MEMORANDUM

TO: Board of Directors  
FROM: Paul E. Shoenberger, P.E., General Manager  
DATE: December 11, 2024  
SUBJECT: Special Legal Counsel Services

---

### RECOMMENDATION

Approve legal fees to Meyers Nave, A Professional Corporation for an amount not to exceed \$20,000 to provide Special Legal Counsel Services regarding *Irvine Ranch Water District v. Orange County Water District*.

### STRATEGIC PLAN

Goal #1: Provide a safe, abundant, and reliable water supply.  
Goal #7: Actively participate in regional and statewide water issues.

### PRIOR BOARD ACTION/DISCUSSION

At its February 9, 2017 meeting, the Board of Directors (Board) approved legal fees to Meyers Nave in the amount of \$200,000 and a fee sharing agreement regarding *Irvine Ranch Water District v. OCWD, et al. – Superior Court Case No. 30-2016-00858584-CU-WM-CJC*.

At its February 14, 2019 meeting, the Board approved legal fees to Meyers Nave for an amount not to exceed \$200,000 regarding *Irvine Ranch Water District v. Orange County Water District*.

At its May 13, 2021 meeting, the Board approved legal fees to Meyers Nave for an amount not to exceed \$150,000 to provide Special Legal Counsel Services regarding *Irvine Ranch Water District v. Orange County Water District*.

At its July 13, 2022 meeting, the Board approved legal fees to Meyers Nave, A Professional Corporation to provide Special Legal Counsel Services for an amount not to exceed \$300,000, which includes \$250,000 regarding *Irvine Ranch Water District v. Orange County Water District* and \$50,000 regarding Orange County Water District Storage Projects.

### DISCUSSION

Meyers Nave, A Professional Corporation (Meyers Nave) has provided special legal services to Mesa Water District (Mesa Water®) in connection with the *Irvine Ranch Water District v. Orange County Water District* case and other inquiries related to IRWD/OCWD.

Staff recommends that the Board consider approving legal fees to Meyers Nave for an amount not to exceed \$20,000 to provide Special Legal Counsel Services regarding *Irvine Ranch Water District v. Orange County Water District*.

### FINANCIAL IMPACT

In Fiscal Year 2025, \$400,000 is budgeted for Legal Services; \$165,000 has been spent to date.



ATTACHMENTS

None.



**REPORTS:**

19. REPORT OF THE GENERAL MANAGER:
  - November Key Indicators Report

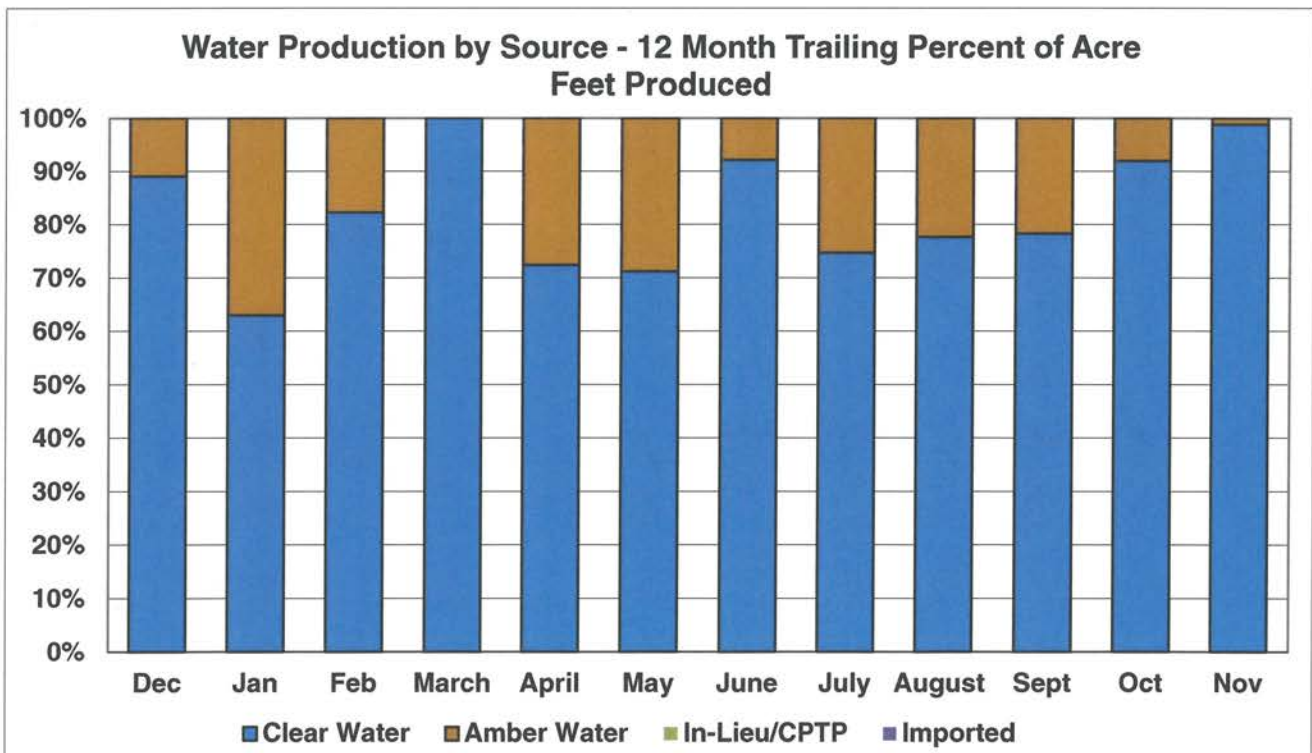
**Monthly Key Indicators Report  
For the Month of November 2024**

**Goal #1: Provide an abundant, local, reliable and safe water supply**

**FY 2025 Potable Production (Acre Feet)**

Water Supply Source	FY 2025 YTD Actual (AF)	FY 2025 YTD Budget (AF)	FY 2025 Annual Budget (AF)
<b>Clear Water</b>	5,978	5,846	13,598
<b>Amber Water (MWRP)</b>	1,174	1,650	2,400
<b>Imported</b>	0	0	0
<b>Basin Management Water</b>	0	0	0
<b>Total Production</b>	7,151	7,496	15,998

YTD actual water production (AF) through November 30, 2024



**Monthly Key Indicators Report  
For the Month of November 2024**

**Goal #1: Provide an abundant, local, reliable and safe water supply**

**FY 2025 System Water Quality – This data reflects samples taken in November**

<b>Distribution System:</b>	<b>Average</b>	<b>Range</b>	<b>MCL</b>
Chlorine Residual (mg/L) <i>Compliance</i>	2.07	0.74 – 2.70	4 RAA
Coliform Positive % <i>Compliance</i>	0	ND	5
Temperature (° F)	73	69 - 76	None

<b>Reservoir I &amp; II:</b>	<b>Average</b>	<b>Range</b>	<b>MCL</b>
Chlorine Residual (mg/L)*	1.59	0.60 – 2.33	None
Monochloramine (mg/L)*	1.61	0.70 – 2.33	None
Ammonia (mg/L)*	0.32	0.12 – 0.48	None
Temperature (° F)	74	70 - 76	None

<b>Wells (Treated):</b>	<b>Average</b>	<b>Range</b>	<b>MCL</b>
Chlorine Residual (mg/L)*	2.45	2 - 2.86	None
Monochloramine (mg/L)*	2.45	2 – 2.86	None
Ammonia (mg/L)*	0.52	0.41 - 0.65	None
Temperature (° F)	73	69 - 76	None

<b>MWRF:</b>	<b>Average</b>	<b>Range</b>	<b>MCL</b>
Chlorine Residual (mg/L)	2.55	2.55	None
Monochloramine (mg/L)	2.71	2.71	None
Ammonia (mg/L)	0.60	0.60	None
Temperature (° F)	81	81	None
Color (CU) <i>Compliance</i>	5	5	15
Odor (TON) <i>Compliance</i>	ND	ND	3

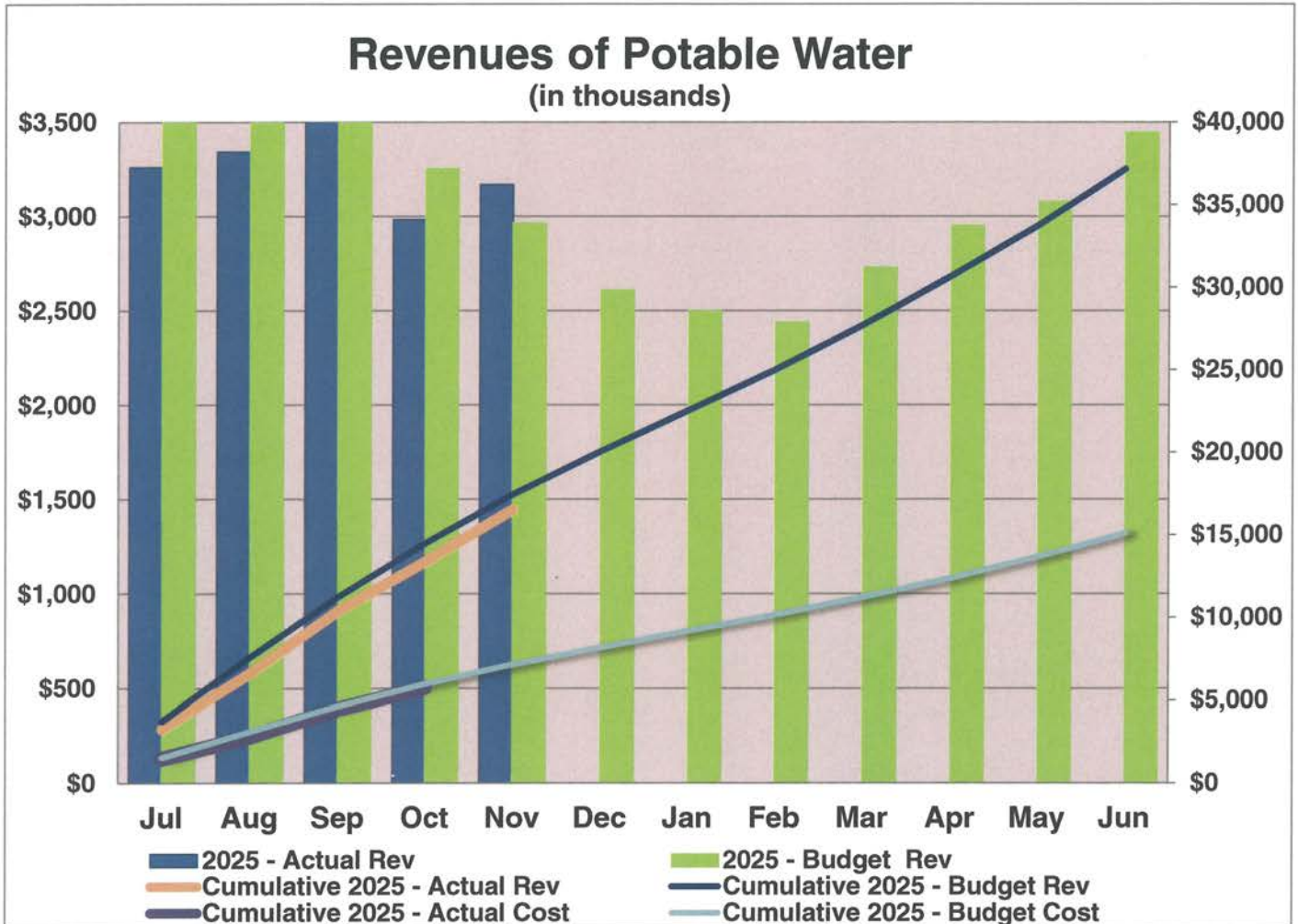
\*Data Pending

**Water Quality Calls/Investigations:**

Total Calls	1
Total Investigations (from calls)	1

**Monthly Key Indicators Report  
For the Month of November 2024**

**Goal #2: Perpetually renew and improve our infrastructure**



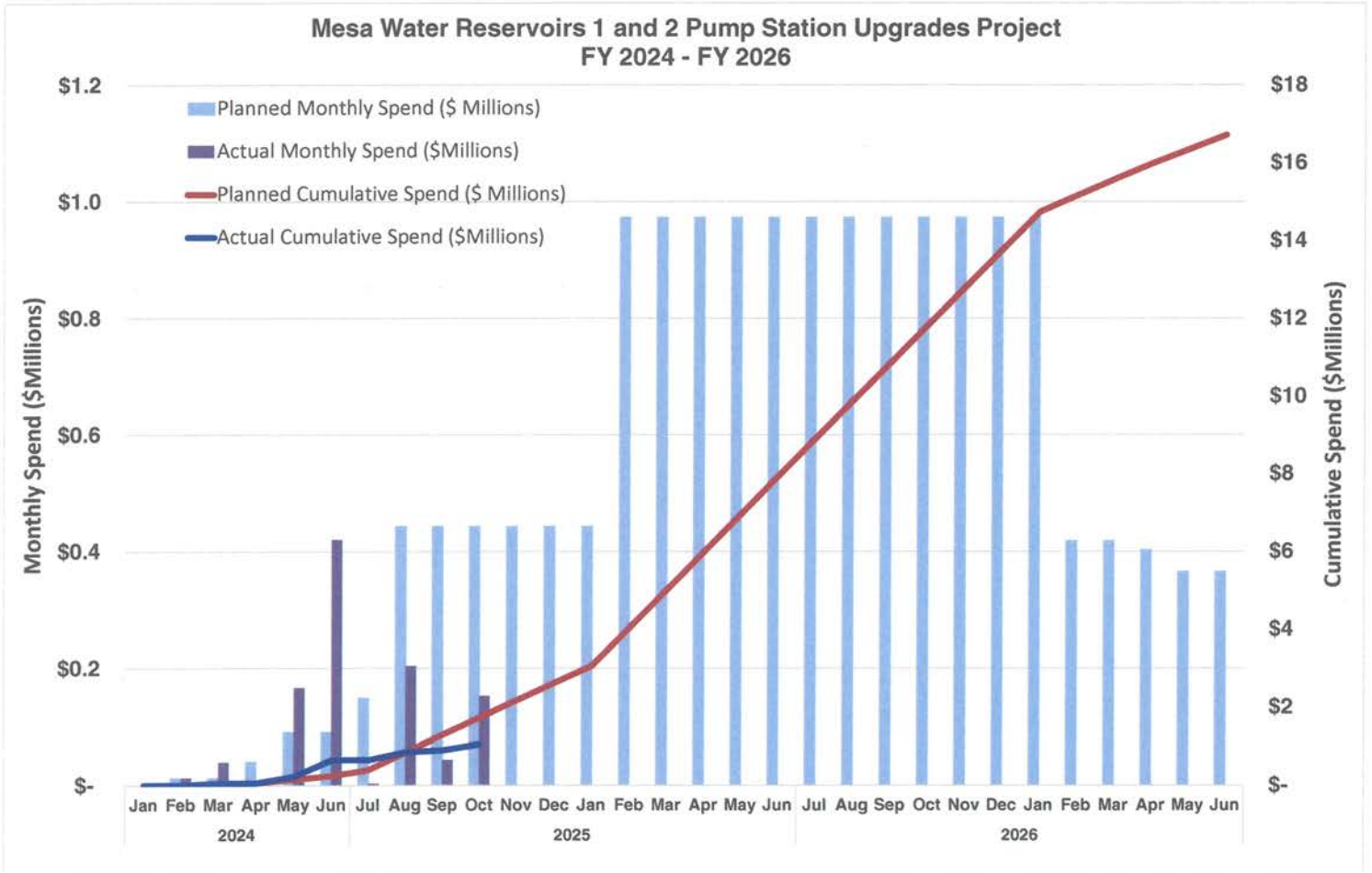
	Actual	Budget	Favorable (Unfavorable)	
			Difference	%
Total YTD Revenue \$	16,517,790	17,418,380	(900,590)	(5.17%)

	Actual	Budget	UnFavorable (Favorable)	
			Difference	%
Total YTD Cost \$ *	5,758,951	5,978,538	(219,587)	(3.67%)

\* YTD Cost is trailing YTD Revenue by one month due to the timing of when costs are available.

**Monthly Key Indicators Report  
For the Month of November 2024**

**Goal #3: Be financially responsible and transparent**



**Monthly Key Indicators Report  
For the Month of November 2024**

***Goal #4: Increase favorable opinion of Mesa Water***

**Web Site Information**

<b>Web Site Information</b>	<b>October 2024</b>	<b>November 2024</b>
Visits to the web site	9,961	9,191
New visitors (First time to the site)	6,695	6,744
Average per day	321	306
Average visit length	176 seconds	236 seconds
Page visited most	Online Bill Pay	Online Bill Pay
Second most visited page	Human Resources	Rates and Fees
Third most visited page	Rates and Fees	Human Resources
Fourth most visited page	Contact Us	Contact Us
Fifth most visited page	Be Mesa WaterWise	Customer Service
Most downloaded file	Salary Table	2024 Water Quality Report
Second most downloaded file	2024 Water Quality Report	Salary Table
Most active day of the week	Tuesday	Monday
Least active day of the week	Saturday	Sunday

<b>Total visits since July 1, 2002</b>	<b><u>1,988,719</u></b>
--	-------------------------

**Water Vending Machine Information**

<b>Vending Machine Location</b>	<b>Vend Measurement</b>	<b>November 2024 Vends</b>	<b>Totals Vends</b>
Mesa Water Office	1 gallon	6,517	763,243

**Monthly Key Indicators Report  
For the Month of November 2024**

***Goal #5: Attract, develop and retain skilled employees***

DEPARTMENT:	FY 2025			COMMENTS:
	BUDGET	FILLED	VACANT	
<b>OFFICE OF THE GENERAL MANAGER:</b>				
General Manager	1.00	1.00	0.00	
Business Administrator	1.00	1.00	0.00	
<b>Subtotal</b>	<b>2.00</b>	<b>2.00</b>	<b>0.00</b>	
<b>ADMINISTRATIVE SERVICES:</b>				
Administrative Services	5.00	5.00	0.00	
<b>Subtotal</b>	<b>5.00</b>	<b>5.00</b>	<b>0.00</b>	
<b>CUSTOMER SERVICES:</b>				
Customer Service	3.00	3.00	0.00	
<b>Subtotal</b>	<b>3.00</b>	<b>3.00</b>	<b>0.00</b>	
<b>ENGINEERING:</b>				
Engineering	4.00	4.00	0.00	
<b>Subtotal</b>	<b>4.00</b>	<b>4.00</b>	<b>0.00</b>	
<b>FINANCIAL SERVICES:</b>				
Financial Reporting/ Purchasing	4.00	3.00	1.00	Senior Buyer - <i>vacant; recruitment in process.</i> Senior Accounting Technician - <i>vacant; recruitment in process.</i>
Accounting	2.00	1.00	1.00	
<b>Subtotal</b>	<b>6.00</b>	<b>4.00</b>	<b>2.00</b>	
<b>HUMAN RESOURCES:</b>				
Human Resources	2.00	2.00	0.00	
<b>Subtotal</b>	<b>2.00</b>	<b>2.00</b>	<b>0.00</b>	
<b>PUBLIC AFFAIRS:</b>				
Outreach & Communications	2.50	1.50	1.00	Public Affairs Manager - <i>vacant; recruitment in process.</i>
Education & Conservation	1.00	1.00	0.00	
<b>Subtotal</b>	<b>3.50</b>	<b>2.50</b>	<b>1.00</b>	
<b>WATER OPERATIONS:</b>				
Supervision/Support	8.00	8.00	0.00	Operator I/II - <i>vacant; recruitment in process.</i>
Distribution	10.00	9.00	1.00	
Field Services	5.00	5.00	0.00	
Production	4.00	4.00	0.00	
Water Quality	2.00	2.00	0.00	
<b>Subtotal</b>	<b>29.00</b>	<b>28.00</b>	<b>1.00</b>	
<b>WATER POLICY:</b>				
Legislative & Governmental Affairs	1.50	1.50	0.00	
<b>Subtotal</b>	<b>1.50</b>	<b>1.50</b>	<b>0.00</b>	
<b>* TOTAL BUDGETED POSITIONS:</b>	<b>56.00</b>	<b>52.00</b>	<b>4.00</b>	

**Monthly Key Indicators Report  
For the Month of November 2024**

***Goal #6: Provide excellent customer service***

**Customer Calls**

<b>Call Type</b>	<b>FY 2025 YTD</b>	<b>November 2024</b>	<b>YTD Weekly Average</b>
General Billing Question	594	91	27
Service Requests	649	125	30
High Bill	874	198	40
Payments	686	125	31
Late Fee	638	112	29
Account Maintenance	353	52	16
On-Line Bill Pay	899	147	41
Water Pressure	14	3	1
No Water	37	5	2
Conservation	12	3	1
Water Waste	31	6	1
Other (District info. other utility info. etc.)	1230	185	56
Rate Increase	2	1	0
Fluoridation	0	0	0
<b>TOTAL CUSTOMER CALLS</b>	<b>6019</b>	<b>1053</b>	<b>274</b>
<b>AVERAGE ANSWER TIME (Seconds)</b>	<b>21</b>	<b>21</b>	<b>21</b>

**Online Bill Pay Customers**

<b>Customers Enrolled</b>	<b>FY 2025 YTD</b>	<b>November 2024</b>	<b>YTD Weekly Average</b>
<b>14819</b>	<b>1026</b>	<b>226</b>	<b>47</b>



**REPORTS:**

20. DIRECTORS' REPORTS AND COMMENTS



*Dedicated to  
Satisfying our Community's  
Water Needs*

## MEMORANDUM

TO: Board of Directors  
FROM: Kurt Lind, Business Administrator  
DATE: December 11, 2024  
SUBJECT: Customer Information System

---

### RECOMMENDATION

This item is provided for information.

### STRATEGIC PLAN

Goal #3: Be financially responsible and transparent.  
Goal #6: Provide excellent customer service.

### PRIOR BOARD ACTION/DISCUSSION

At its April 26, 2023 meeting, the Board of Directors (Board) received an information item on the Customer Information System (CIS).

At its May 24, 2023 meeting, the Board approved a contract with Plante Moran for \$507,400 to competitively evaluate, select and implement a CIS that meets or exceeds Mesa Water District's (Mesa Water) system specifications and requirements, and authorized execution of the contract.

At its April 24, 2024 meeting, the Board approved a contract with T2 Tech Group for \$42,835 to provide a professional technology team to support the evaluation and implementation of a Customer Information System, and authorized execution of the contract.

### DISCUSSION

The CIS Selection & Implementation project began in June 2023. To date, staff and Plante Moran have accomplished many milestones, including:

1. Formation of the Executive & Selection Committee
2. Develop Project Charter & Project Plan
3. District-wide Project Kickoff
4. Discovery Evaluation & Interviews
5. Current & Future State Business Process Workflows
6. Deliver CIS Process Improvement Report
7. Develop System Requirements & Specifications
8. Develop Request for Proposal (RFP)
9. RFP Release & Pre-proposal Meeting
10. RFP Evaluation Process
11. RFP Requirements & Specifications Analysis
12. Review of Six Proposals for a Customer Information System
13. Shortlisting Based on Specifications & System Requirements
14. Software Demonstrations of Five Customer Information Systems



On April 10, 2024, a Request for Proposal (RFP) was sent to six qualified firms. Six proposals were received from the following firms:

- Cogsdale Incorporated
- SpryPoint
- Systems & Software
- TruePoint Systems
- Tyler Technologies
- Vertex One

The proposals were reviewed and evaluated by a selection panel comprised of Mesa Water staff. Evaluation and scoring criteria were based on qualifications, experience and understanding of the scope of services. Five of the six firms were invited to attend an onsite system demonstration for staff to evaluate and compare the proposed system processes and functionality against Mesa Water's standard.

Staff will provide a recommendation to the Board at a future Board meeting.

#### FINANCIAL IMPACT

Mesa Water budgeted \$1.2 MM for the selection and implementation of a Customer Information System.

#### ATTACHMENTS

None.



*Dedicated to  
Satisfying our Community's  
Water Needs*

## MEMORANDUM

TO: Board of Directors  
FROM: Stacy Taylor, Water Policy Manager  
DATE: December 11, 2024  
SUBJECT: Federal Advocacy Update

---

### RECOMMENDATION

Receive and file the Federal Advocacy Update.

### STRATEGIC PLAN

Goal #7: Actively participate in regional and statewide water issues.

### PRIOR BOARD ACTION/DISCUSSION

This item is provided monthly at a Mesa Water District (Mesa Water®) Board of Directors meeting.

### DISCUSSION

Attached are the Federal Advocacy Report and the list of Federal legislation that Mesa Water is tracking. Also attached this month is the 2025 Federal Advocacy Plan.

### FINANCIAL IMPACT

In Fiscal Year 2025, \$445,000 is budgeted for Water Policy Support Services \$119,390 has been spent to date.

### ATTACHMENTS

Attachment A: Federal Advocacy Report  
Attachment B: Federal Legislation Tracker  
Attachment C: 2025 Federal Advocacy Plan



To: Mesa Water District  
From: Van Scoyoc Associates (VSA); Geoff Bowman, Pete Evich, Ashley Strobel, Jessica Flewallen  
Date: December 3, 2024  
Subject: December 2024 Report

---

### **Congressional Update**

Congress will return to DC the week of December 2<sup>nd</sup>, working to complete a the five-week Lame Duck session. Upon returning, both Chambers are slated to continue working to pass several legislative priorities, including another short-term continuing resolution (CR) for Fiscal Year 2025 funding, an approximately \$100 billion disaster relief package, the FY2025 National Defense Authorization Act (NDAA), and the Water Resources Development Act (WRDA) of 2024. Congress will likely prioritize work to pass the CR to avoid a government shutdown that could occur on December 20th. President-Elect Trump and Speaker Mike Johnson stated they would rather finalize the FY2025 bills early next year, allowing the GOP-controlled 119<sup>th</sup> Congress to shape the final appropriations bills. Additionally, Republicans are gearing up to pass a reconciliation tax package when the 119<sup>th</sup> Congress begins. VSA will continue to update Mesa Water as more unfolds.

### **Senate EPW Committee Hearing on the Safe Drinking Water Act**

On November 20<sup>th</sup>, the Senate Committee on Environment and Public Works (EPW) held a [hearing](#) entitled “Celebrating the 50th Anniversary of the Safe Drinking Water Act: Successes and Challenges, and Charting a Path Forward.” This session marked fifty years since the enactment of the Safe Drinking Water Act (SDWA), a landmark piece of legislation designed to ensure the safety and quality of drinking water for Americans. Radhika Fox, Former Assistant Administrator for the U.S. Environmental Protection Agency (EPA) Office of Water, was included in the panel of witnesses testifying before the Committee and fielded questions related to drinking water regulations in the incoming Trump Administration.

Additionally, Senator Shelley Moore Capito (R-WV) raised concern over the EPA’s Final PFAS Primary Drinking Water Regulation, which sets maximum contaminant levels for six types of per- and polyfluoroalkyl substances in drinking water. Sen. Capito criticized the rule’s implementation, arguing that it was developed without transparency and could impose significant burdens on water utilities and customers, making compliance both technically and financially challenging. Senator Alex Padilla (D-CA) and Former Assistant Administrator Fox discussed the Low-Income Household Water Assistant Program and emphasized the need to make the Program permanent.

### **EPA Releases “National Strategy to Prevent Plastic Pollution”**

On November 21<sup>st</sup>, EPA released the “[National Strategy to Prevent Plastic Pollution](#)” to address plastic pollution impacts on public health and the environment. The strategy is the third pillar of EPA’s “Building a Circular Economy for All” effort, with the others being national strategies on recycling and reducing food loss and waste. The actions highlighted in the strategy include reducing production and consumption of single-use plastic products, measuring the environmental and human health impacts through the lifecycle of single-use products, and enhancing public policies and incentives to decrease plastic pollution. These opportunities for action will function alongside current efforts to reduce plastic waste including the Trash Free Waters Program, national water quality criteria recommendations and waste water standards, rules to reduce emissions of toxic air pollutants, the Risk Management Program, Safer Communities by Chemical Accident Prevention rule, Environmental Justice Grants and Technical Assistance Program, and Solid Waste Infrastructure for Recycling and Recycling Education and Outreach grant programs.

This strategy has been developed with the aid of nearly 92,000 comments from industry and trade organizations, national and community-based non-profit organizations, government agencies, Tribes, and private individuals. These comments have ensured the strategy affirms EPA’s commitment to combat climate change through greenhouse gas emission reductions associated with the lifecycle of plastic products and to reduce public health impacts to communities overburdened by pollution.

### **EPA Publishes “PFAS Strategic Roadmap: Three Years of Progress”**

This month, the EPA released a document titled “[PFAS Strategic Roadmap: Three Years of Progress](#).” This document highlights the Biden administration’s specific actions and progress to protect people from PFAS while increasing investments and research solutions. Key achievements detailed in the report are the investments made in projects addressing PFAS contamination in water totaling around \$50 million; development of the designation of PFAS as hazardous substances under the Comprehensive Environmental Response, Compensation, and Liability Act (CERCLA); restriction of inactive PFAS from reentering commerce without review from the EPA; finalization of methods to measure PFAS in the environment and water quality criteria; launching of a National Enforcement and Compliance Initiative targeting PFAS exposure; and implementation of the National PFAS Testing Strategy. The document underscores the administration’s commitment to a whole-of-government approach, integrating efforts across federal agencies, states, Tribes, and local governments to tackle the challenges posed by PFAS.

### **EPA Launches the Tackling Emerging Contaminants Initiative**

On November 20<sup>th</sup>, EPA launched the Tackling Emerging Contaminants initiative to help eligible public drinking-water systems evaluate emerging contaminant issues, conduct initial water quality testing, and identify next steps in 200 small or disadvantaged communities over the next three years. The initiative, is part of EPA’s Water Technical Assistance (WaterTA) program, and is a no-cost technical assistance effort focused on reducing exposure to PFAS and other emerging contaminants in small or disadvantaged communities. This initiative will be funded by the Emerging Contaminants in Small or Disadvantaged Communities (EC-SDC) grant program,

supported by funding from the Bipartisan Infrastructure Law. EPA will publish case studies, fact sheets, webinars, and other resources for utilities to address emerging contaminants and PFAS.

- See more information on the Tackling Emerging Contaminants Initiative [here](#).

### **Senate Energy and Natural Resources Committee Mark-up**

On November 19<sup>th</sup>, the Senate Energy and Natural Resources Committee held a [Mark-up](#) to consider 74 pieces of legislation, some of which pertain to the Bureau of Reclamation and the Colorado River and other western watersheds. The bills of interest to Mesa Water that were marked-up and passed out of the Committee include the following:

- The “Help the Hoover Dam Act” ([S. 4016](#)), introduced by Sen. Kyrsten Sinema (I-AZ), would amend the Boulder Canyon Project Act to authorize the Secretary of the Interior to expend amounts in the Colorado River Dam fund.
- The “Drought Preparedness Act” ([S. 4242](#)), introduced by Sen. John Hickenlooper (D-CO), would extend the authorization of the Reclamation States Emergency Drought Relief Act of 1991, and for other purposes.
- The “Sacramento River Act” ([S. 5011](#)), introduced by Sen. Padilla (D-CA) to establish the Integrated Water Management Federal Leadership Committee to provide for improved drought resiliency and dam safety.
- The “Lower Colorado River Multi-Species Conservation Program Amendment Act of 2024” ([S. 5012](#)), introduced by Sen. Alex Padilla (D-CA) would establish an interest-bearing account for the non-Federal contributions to the Lower Colorado River Multi-Species Conservation Program.

## **SUPPORT**

### **Low-Income Household Assistance Water Program (LIHWAP) Establishment Act ([S.3830/H.R.8032](#)) Sen. Alex Padilla (D-CA)/ Rep. Eric Sorenson (D-IL)**

**Status:** Senate - 02/28/2024 Read twice and referred to the Committee on Health, Education, Labor, and Pensions. House - 04/19/2024 Referred to the Subcommittee on Environment, Manufacturing, and Critical Materials. Mesa Water wrote a letter of support for the LIHWAP Act.

**Summary:** The bill would direct the Secretary of the Department of Health and Human Services (HHS) and Administrator of the Environmental Protection Agency (EPA) to make permanent the Low-Income Household Assistance Water Program (LIHWAP). The bill would allow HHS to award grants to eligible entities to provide funds to public water systems to assist low-income households in paying for drinking water or wastewater services.

### **Water Efficiency, Conservation, and Sustainability Act of 2023 ([S.2654/H.R.5016](#)) Sen. Alex Padilla/ Rep. Mike Levin (D-CA)**

**Status:** Senate – 07/27/2023 Read twice and referred to the Committee on Environment and Public Works. House – 07/28/2023 Referred to the House Energy and Commerce Subcommittee on Environment, Manufacturing, and Critical Minerals. Mesa Water wrote a letter of support for Rep. Levin’s House version of the bill.

**Summary:** This bill would create programs at the EPA for states, municipalities, and utilities for water improvement program, a water loss control program, and a program to adopt and implement water-efficient plumbing codes.

### **Support to Rehydrate the Environment, Agriculture, and Municipalities Act (STREAM) Act ([S.2162](#)) Late Sen. Dianne Feinstein (D-CA)**

**Status:** 07/19/2023 – Considered in Committee on Energy and Natural Resources Subcommittee on Water and Power hearing. Mesa Water wrote a support letter for the STREAM Act.

**Summary:** This bill would expedite non-federal storage projects with less than \$250 million in federal funding, water recycling, and desalination projects by allowing the Department of the Interior to approve the projects. This provision is needed following the Water Infrastructure Improvements for the Nation Act’s expiration in December 2021. Absent this provision, Congress must individually authorize all water recycling, desalination, and storage projects, with the exception of projects that receive construction funding under the bipartisan infrastructure legislation.

### **Reclamation Climate Change and Water Program Reauthorization Act of 2023 ([H.R.3027](#)) Rep. Katie Porter (D-CA)**

**Status:** 06/14/2023 – Considered in a Subcommittee hearing held by House Natural Resources Subcommittee on Water, Wildlife and Fisheries.

**Summary:** The bill would reauthorize the Bureau of Reclamation’s Climate Change and Water Program which will expire at the end of 2023.



**Desalination Research Advancement Act ([H.R.7612](#)) Rep. Mike Levin (D-CA)**

**Status:** 05/12/2022 – Subcommittee Hearings Held. Rep. Levin’s office has communicated to VSA they will soon reintroduce the bill.

**Summary:** This bill would reauthorize the Bureau of Reclamation’s Desalination and Water Purification Research (DWPR) Program, which funds projects to improve water supply development from seawater, brackish groundwater, and wastewater.

**Special District Grant Accessibility Act ([H.R.7525](#), [S.4673](#)) Rep. Pat Fallon (R-TX)**

**Status:** House/Senate – 07/31/2024 – House bill considered on Senate Homeland Security and Governmental Affairs. Ordered to be reported without amendment favorably.

Mesa Water signed on to the support letter submitted by the National Special Districts Coalition (NSDC) and CSDA.

**Summary:** The bill would require special districts to be recognized as local government and be eligible for federal funding.

**Water Conservation Rebate Parity Act ([H.R.8682](#), [S.4897](#)) Rep. Jared Huffman (D-CA)**

**Status:** House - 06/11/2024 Referred to the House Committee on Ways and Means.

Senate - 07/31/2024 Read twice and referred to the Committee on Finance.

**Summary:** This legislation will amend federal tax law to ensure homeowners do not have to pay income tax when they receive rebates from water utilities for water conservation and water runoff management improvements.

**WATCH**

**The Health Drinking Water Affordability Act (Healthy H2O Act) ([H.R.1721](#)/[S.806](#)) Rep. Chellie Pingree (D-ME)/Sen. Tammy Baldwin (D-WI)**

**Status:** Senate – 03/15/2023 Read twice and referred to the Committee on Agriculture, Nutrition, and Forestry. House – 04/25/2023 Referred to the Subcommittee on Commodity Markets, Digital Assets, and Rural Development.

**Summary:** The bill would provide grants through the U.S. Department of Agriculture for water quality testing and to purchase and install point-of-entry water filtration systems to remove contaminants from drinking water.

**Clean Water Act of 2023 ([H.R.5983](#)) Rep. Rick Larsen (D-OR)**

**Status:** 10/27/2023 – Referred to the Subcommittee on Water Resources and Environment.

**Summary:** This bill would clarify “protected water resources” under the Clean Water Act and would reinstate protections on 50% of wetlands and 70% of rivers that lost protection under the *Sackett v. EPA Hearing*.

**PFAS Accountability Act of 2024 ([H.R. 7194](#)/[S.3725](#)) Rep. Madeleine Dean (D-PA)/Sen. Kirsten Gillibrand (D-NY)**

**Status:** House - 02/02/2024 Referred to the Subcommittee on Environment, Manufacturing, and Critical Materials.

Senate - 02/01/2024 Read twice and referred to the Committee on Environment and Public Works.

**Summary:** This bill establishes requirements and incentives to limit the use of perfluoroalkyl and polyfluoroalkyl substances, commonly referred to as PFAS, and remediate PFAS in the environment. The bill directs the EPA to designate the PFAS perfluorooctanoic acid (PFOA) and perfluorooctanesulfonic acid (PFOS) as a hazardous substance under the Comprehensive Environmental Response, Compensation, and Liability Act of 1980, thereby requiring remediation of releases of those PFAS into the environment.

**Water Affordability, Transparency, Equity, and Reliability Act of 2023 (WATER) Act ([H.R.1729](#), [S.938](#)) Rep. Bonnie Watson Coleman (D-NJ)**

**Status:** House – 04/25/2023 – Referred to the Subcommittee on Commodity Markets, Digital Assets, and Rural Development.

Senate – 03/22/2023 – Referred to the Committee on Finance.

**Summary:** The legislation would assist communities in securing access to clean and reliable drinking water. The bill also contains provisions to combat PFAS and provide grants for low-income communities struggling with unaffordable water bills.

**Water Access Act ([H.R.5793](#)) Rep. Debbie Dingell (D-MI)**

**Status:** 09/28/2023 – Referred to the House Committee on Appropriations.

**Summary:** This bill would appropriate \$500 million to LIHWAP under sec. 2912 of the American Rescue Plan Act of 2021, for fiscal year 2024.

**Canal Conveyance Capacity Restoration Act ([S.2161](#)/[H.R.2419](#)) Late Sen. Dianne Feinstein (D-CA)/Rep. Jim Costa (D-CA)**

**Status:** Senate – 07/19/2023 Considered in Energy and Natural Resources Committee Water and Power Subcommittee hearing.

House – 05/08/2023 Referred to the Subcommittee on Water, Wildlife, and Fisheries.

**Summary:** This bill would authorize a one-third federal cost share for restoring canal capacity. Additionally, the bill would authorize over \$833 million for restoration efforts at the Friant-Kern Canal, Delta Mendota Canal, California Aqueduct, and San Joaquin River.

**Preserving Choice in Vehicle Purchase Act ([S.2090](#)/[H.R.1435](#)) Sen. Markwayne Mullin (R-OK)/Rep. John Joyce (R-PA)**

**Status:** House - 09/18/2023 – Received in the Senate and Read twice and referred to the Committee on Environment and Public Works.

Senate - 06/21/2023 Read twice and referred to the Committee on Environment and Public Works.

**Summary:** This bill would block the U.S. Environmental Agency from giving California a waiver to “limit the sale or use of new motor vehicles with internal combustion engines.” It would do so by modifying the waiver process under the Clean Air Act related to state emission control standards for new motor vehicles.

**Flood Prevention and Snowpack Management Act ([H.R.4247](#)) Rep. Josh Harder (D-CA)**

**Status:** 06/22/2023 – Referred to the Subcommittee on Water Resources and Environment

**Summary:** This legislation would create a task force to monitor California snowpack and flood mitigation. The task force would be established by the Secretary of the Army, acting through the Chief of Engineers, and led by representatives in Congress and Federal agencies.

**Working to Advance Tangible and Effective Reforms (WATER) for California Act ([H.R.215](#)) Rep. David Valadao (R-CA)**

**Status:** 04/28/2023 – Ordered to be Reported (Amended) by the Yeas and Nays: 22 - 17.

Included in the House Appropriations Energy and Water Subcommittee appropriations bill.

**Summary:** This bill would require the Central Valley Project and State Water Project promote more water deliveries to farmers under a 2019 Trump-era biological opinion. This legislation would also reauthorize the surface water storage project program and operations of the Central Valley and State Water Projects created in the WIIN Act.

**Water Supply Permitting Coordination Act ([H.R.186](#)) Rep. Tom McClintock (R-CA)**

**Status:** 02/21/2023 – Referred to the Subcommittee on Water, Wildlife, and Fisheries. Included in House Energy & Water Appropriations bill.

**Summary:** This legislation would establish a framework for federal agencies that hold permitting authority to coordinate reservoir construction work and make public the construction schedules, data, and technical materials to prevent delays and create more water supply.

**Water System Threat Preparedness and Resilience Act of 2023 ([H.R.1367/S.660](#)) Rep. Janice Schakowsky (D-IL)/Sen. Edward Markey (D-MA)**

**Status:** Senate – 03/06/2023 – Read twice and referred to the Committee on Environment and Public Works. House – 03/10/2023 - Referred to the Subcommittee on Environment, Manufacturing, and Critical Materials.

**Summary:** The legislation would provide funding for water utilities to join the Water Information Sharing and Analysis Center (WaterISAC) to gain access to critical information and practices to protect and mitigate cyber threats.

**Restoring WIFIA Eligibility Act ([H.R.2671](#)) Rep. Jim Costa (D-CA)**

**Status:** 04/19/2023 – Referred to the Subcommittee on Water Resources and Environment.

**Summary:** This bill would amend the Water Infrastructure Finance and Innovation Act of 2014 (WIFIA) to clarify that federally-owned infrastructure projects managed by non-federal entities are eligible for WIFIA funding.

**Protect Our Water Rights Act ([H.R.289](#)) Rep. Doug LaMalfa (R-CA)**

**Status:** 02/21/2023 – Referred to the Subcommittee on Water, Wildlife, and Fisheries.

**Summary:** To mandate contract water deliveries of the Central Valley Project and Klamath River Basin Reclamation Project by the Bureau of Reclamation in normal precipitation years and guarantee additional water in dry years.

**Water Quality and Environmental Innovation Act ([H.R.873](#)) Rep. Byron Donalds (R-FL)**

**Status:** 02/17/2023 – Referred to the Subcommittee on Environment, Manufacturing, and Critical Materials.

**Summary:** To authorize the Administrator of the Environmental Protection Agency to award grants and contracts for projects that use emerging technologies to address threats to water quality.

**California Water Infrastructure Act ([H.R. 1181](#)) Rep. John Garamendi (D-CA)**

**Status:** 02/27/2023 – Referred to the Subcommittee on Water Resources and Environment.

**Summary:** This bill would assist in expediting U.S. Bureau of Reclamation water projects by accepting alternative environmental reviews conducted under state laws, such as the California Environmental Quality Act, in place of federal reviews under the National Environmental Policy Act.

**Federally Integrated Species Health (FISH) Act ([H.R.872](#)) Rep. Ken Calvert (R-CA)**

**Status:** 04/11/2023 – Subcommittee Hearings Held

**Summary:** This legislation would eliminate the National Oceanic and Atmospheric Administration (NOAA) Fisheries' oversight role in regulating salmon and other fish under the Endangered Species Act and designate the Fish and Wildlife Life Service (FWS) as the sole regulatory authority.

**Open Access Evapotranspiration Data Act ([H.R.2429/S.1118](#)) Rep. Susie Lee (D-NV)/Sen. Catherine Cortez Masto (D-NV)**

**Status:** Senate - 05/22/2024 Star Print ordered on report 118-164.

House – 05/08/2023 Referred to the Subcommittee on Water, Wildlife, and Fisheries.

**Summary:** This bill would create a program within the Department of the Interior to share public data on estimates of evapotranspiration from satellites and weather stations with water managers

**To amend the Federal Water Pollution Control Act with respect to permitting terms. ([H.R.1181](#)) Rep. John Garamendi (D-CA)**

**Status:** 2/27/2023 – Referred to Subcommittee on Water Resources and Environment

**Summary:** This bill would extend National Pollution Discharge Elimination System permits from 5 years to 10 years.

**Stop the Delta Tunnel Act ([H.R.924](#)) Rep. Josh Harder (D-CA)**

**Status:** 02/10/2023 – Referred to the Subcommittee on Water Resources and Environment.

**Summary:** This bill would prohibit the Army Corps of Engineers from issuing a federal permit necessary for the State of California to build the Delta Conveyance Project, commonly known as the Delta Tunnel.

**([H.J.Res.27/S.J.Res.7](#)) Rep. Sam Graves (R-MO)/Sen. Shelly Moore Capito (R-WV)**

**Status:** House - 04/18/2023 – The Chair directed the Clerk to notify the Senate of the action of the House.

Senate - 02/13/2023 Star Print ordered on the joint resolution.

**Summary:** A joint resolution providing for congressional disapproval under chapter 8 of title 5, United States Code, of the rule submitted by the Department of the Army, Corps of Engineers, Department of Defense, and the Environmental Protection Agency relating to "Revised Definition of 'Waters of the United States'"

**Clean Water Allotment Modernization Act of 2023 ([S.115/H.R.3167](#)) Sen. Marco Rubio (R-FL)**

**Status:** Senate – 01/26/2023 Read twice and referred to the Committee on Environment and Public Works.

House - 05/10/2023 Referred to the Subcommittee on Water Resources and Environment.

**Summary:** A bill to revamp the 36-year-old formula used by the federal government to allocate the clean water state revolving fund allocation among states. It would require the Environmental Protection Agency to regularly update how funding allocations are based.

**Veterans Exposed to Toxic PFAS Act ([H.R.4249/S.2294](#)) Rep. Dan Kildee (D-MI)/Sen. Debbie Stabenow (D-MI)**

**Status:** Senate – 07/13/2023 Read twice and referred to the Committee on Veterans' Affairs.

House – 08/08/2023 Referred to the Subcommittee on Health.

**Summary:** This bill provides eligibility for Department of Veterans Affairs hospital care and medical services to veterans and their family members (including those in utero) who have specified conditions and resided at a military installation where individuals were exposed to perfluoroalkyl and polyfluoroalkyl substances, commonly known as PFAS. PFAS are man-made and may have adverse human health effects.

**Wildfire Response and Drought Resiliency Act ([H.R. 5118](#)) Rep. Joe Neguse (D-CO)**

**Status:** Passed house (218-199) 07/29/2022. Received in the Senate 08/02/2022.

**Summary:** A legislative package that includes over 40 bills that would authorize billions of dollars in federal funding for the Departments of Interior and Agriculture for implementation of forest management, water, and climate programs. It would also expand federal disaster relief assistance and research efforts on effects of wildfire on public health, and programs to improve water efficiency and conservation in tribal and low-income communities.

**Controlling America's Perilous Spending (CAPS) Act ([H.R. 9032](#)) Rep. Jodey Arrington (R-TX)**

**Status:** 09/29/2022 – Referred to the Budget and Rules Committees.

**Summary:** This bill would amend the Balanced Budget and Emergency Deficit Control Act of 1985 to extend the discretionary spending limits through fiscal year 2032.

**To include water supply and water conservation as a primary mission of the Corps of Engineers ([H.R. 7065](#)) Rep. Grace Napolitano (D-CA)**

**Status:** 01/22/2024 Referred to the House Committee on Transportation and Infrastructure.

**Summary:** This bill would include water supply and water conservation as a primary mission of the Corps of Engineers in planning, designing, constructing, modifying, operating, and maintaining water resources development projects.

**Clean Water SRF Parity Act ([H.R.250](#)) Rep. John Garamendi (D-CA)**

**Status:** 02/01/2023 – Referred to the Subcommittee on Water Resources and Environment.

**Summary:** A bill to expand the state revolving fund established under the Clean Water Act, including by allowing low-interest loans to be given to privately owned treatment works to address wastewater. Currently, loans are given to wastewater systems that are publicly owned.

**PFAS Action Act of 2023 ([H.R.6805](#)) Rep. Debbie Dingell (D-MI)**

**Status:** House - 01/02/2024 Referred to the Subcommittee on Water Resources and Environment

**Summary:** To require the Administrator of the Environmental Protection Agency to designate per- and polyfluoroalkyl substances as hazardous substances under the Comprehensive Environmental Response, Compensation, and Liability Act of 1980.

**Water Affordability, Transparency, Equity, and Reliability Act of 2023 ([S.938](#)) Sen. Bernie Sanders (I-VT)**

**Status:** Senate - 03/22/2023 Read twice and referred to the Committee on Finance.

**Summary:** This bill increases funding for water infrastructure to control water pollution or protected drinking water. In addition, the bill revises requirements concerning the clean water state revolving fund (SRF) and the drinking water SRF. It also creates or reauthorizes several grant programs related to water infrastructure, such as grants for removing lead from drinking water.

**Water Systems PFAS Liability Protection Act ([S.1430](#))/[H.R.7944](#)) Sen. Cynthia Lummis (R-WY)/Rep. John Curtis (R-UT)**

**Status:** House - 04/12/2024 Referred to the Subcommittee on Environment, Manufacturing, and Critical Materials

Senate - 05/03/2023 Referred to the Committee on Environment and Public Works.

**Summary:** This bill exempts specified water management entities from liability under the Comprehensive Environmental Response, Compensation, and Liability Act of 1980 (CERCLA) for releases of certain perfluoroalkyl or polyfluoroalkyl substances, commonly referred to as PFAS.

**Drought Resilience Infrastructure Act ([S.4172](#)/[H.R.8079](#)) Sen. Mark Kelly (D-AZ)/Rep. Greg Stanton (D-AZ)**

**Status:** House - 04/18/2024 Referred to the House Committee on Transportation and Infrastructure.

Senate - 04/18/2024 Read twice and referred to the Committee on Environment and Public Works.

**Summary:** This legislation will provide new resources and authorities through the U.S. Army Corps of Engineers to support communities experiencing long-term drought conditions.

**Water Resources Development Act (WRDA) of 2024 ([S.4367](#)/[H.R.8812](#)) Sen. Thomas Carper (D-DE)/ Rep. Sam Graves (R-MO)**

**Status:** Senate - 09/23/2024 By Senator Carper from Committee on Environment and Public Works filed written report. Report No. 118-227

**Summary:** This bill authorizes, deauthorizes, and modifies various water resources feasibility studies and projects of the U.S. Army Corps of Engineers, such as studies or projects to make certain waterways more navigable, reduce flood and storm damage, restore aquatic ecosystems, maintain ports and harbors, support water supply and storage projects, construct water and wastewater infrastructure, manage recreational sites and facilities, rehabilitate dams, and support other water resources infrastructure.

**Water Infrastructure Finance and Innovation Act Amendments ([H.R.5664](#)) Rep. Kim Schrier (D-WA)**

**Status:** House - 09/22/2023 Referred to the Subcommittee on Water Resources and Environment.

**Summary:** A bill to update and improve a loan program that funds critical water and wastewater infrastructure projects in Washington State

**Drought Relief Obtained Using Government Help Today (DROUGHT) Act of 2024 ([S.4134/H.R.8030](#)) Sen. Alex Padilla/Rep. Scott Peters (D-CA)**

**Status:** House - 04/19/2024 Referred to the Subcommittee on Environment, Manufacturing, and Critical Materials.

Senate - 04/16/2024 Read twice and referred to the Committee on Environment and Public Works.

**Summary:** This legislation will increase the federal share of Water Infrastructure Finance and Innovation Act loans from 80 percent to 90 percent for qualified disadvantaged communities experiencing severe drought.

**Help Hoover Dam Act ([S.4016/H.R.7776](#)) Sen. Kyrsten Sinema (I-AZ)/Rep. Susie Lee (D-NV)**

**Status:** House - 06/12/2024 Ordered to be Reported by Unanimous Consent.

Senate - 11/21/2024 Placed on Senate Legislative Calendar under General Orders. Calendar No. 610

**Summary:** This legislation will preserve Hoover Dam as an affordable energy source and strengthen the Southwest's electrical grid by giving the Bureau of Reclamation the authority to use "stranded funds" currently in the Colorado River Dam Fund to pay for operation, maintenance, and replacement projects at Hoover Dam.

**Headwaters Protection Act of 2023 ([S.1853/H.R.4018](#)) Sen. Michael Bennet (D-CO)/Rep. Jim Costa (D-CA)**

**Status:** House - 07/28/2023 Referred to the Subcommittee on Forestry.

**Summary:** The bill reauthorizes the Water Source Protection Program (WSPP) at \$30 million annually from 2024-2028, expands the list of eligible lands and entities, lowers the non-federal match requirement for smaller private sector companies, and reduces bureaucratic hurdles for existing Watershed Restoration Action Plans.

**Large-Scale Water Recycling Reauthorization and Investment Act ([H.R.7990](#)) Rep. Grace Napolitano (D-CA)**

**Status:** House - 04/15/2024 Referred to the House Committee on Natural Resources.

**Summary:** This legislation aims to reauthorize a water recycling grant program for large-scale projects in California and other western states. The bill builds on the success of water recycling projects funded by the Bipartisan Infrastructure Law, providing additional funding opportunities to boost existing projects and initiate new ones

**Fix Our Forests Act ([H.R.8790](#)) Rep. Bruce Westerman (R-AR)**

**Status:** House - 09/24/2024 The Clerk was authorized to correct section numbers, punctuation, and cross references, and to make other necessary technical and conforming corrections in the engrossment of H.R. 8790.

Senate - 11/12/2024 Received in the Senate and referred to the Committee on Agriculture, Nutrition, and Forestry.

**Summary:** The bill simplifies and expedites environmental reviews for forest management projects, promotes federal, state, tribal, and local collaboration, and deters frivolous litigation that delays essential projects.

**EMBER Act ([S.4628](#)) Sen. Mark Kelly (D-AZ)**

**Status:** Senate - 06/20/2024 Read twice and referred to the Committee on Agriculture, Nutrition, and Forestry.

**Summary:** The bill will ensure better assessment, prevention, and help for communities to manage wildfires. It focuses on modernizing wildfire policies, bolstering resilience, and enhancing restoration efforts.



## 2025 Federal Advocacy Plan

**Vision:** To Be a Top Performing Water Agency

**Mission:** Mesa Water District, a local independent special district, manages its finances and water infrastructure, and advocates water policy, while reliably providing an abundance of clean, safe water to benefit the public's quality of life.

**Core Values:**

- Health and Safety of the Public and Our Staff
- Excellence
- Philosophy of Abundance
- Perpetual Agency Philosophy

**Strategic Goal #7 – “Policy Leadership”:** Actively participate in regional and statewide water issues.

**Objective:** Conduct Federal advocacy to seek funding for Mesa Water's priority projects/programs.

**Q1 Tactics:** Finalize—Mesa Water's 2025 Federal Advocacy Plan and updates to Mesa Water's 2025 Policy Positions and Policy Platforms; OC Federal Delegation Outreach—correspondence and meetings with members and/or staff (in-person and/or virtual), update DC contact list (for MWEC event); Seek Federal Funding—finalize list of Mesa Water's priority projects and programs for funding, determine potential project/program-specific opportunities, develop capture strategies via the Congressional appropriations process and suggest priorities to delegation; Industry Collaboration—ACWA DC conference (Feb.), OCWD and NSDC coordination; Advocacy Reporting—monthly memo and bill list, grant opportunities emails, virtual Federal Advocacy team meeting(s), ongoing communications.

**Q2 Tactics:** Finalize—Mesa Water's 2025 Federal Advocacy in DC PPT; OC Federal Delegation Outreach—Mesa Water Federal Advocacy in DC (June); Seek Federal Funding—pursue potential project/program-specific opportunities via agency engagements and the Congressional appropriations process; continue Industry Collaboration (ACWA, etc.); Advocacy Reporting—monthly memo and bill list, grant opportunities emails, virtual Federal Advocacy team meeting(s), ongoing communications.

**Q3 Tactics:** Federal Advocacy—continue Federal Outreach and Industry Collaboration (ACWA, CSDA, etc.), in District meetings with members and/or staff (in-person and/or virtual); Seek Federal Funding—monitor opportunities; Advocacy Reporting—monthly memo and bill list, grant opportunities emails, virtual Federal Advocacy team meeting(s), ongoing communications.

**Q4 Tactics:** Federal Advocacy—continue Federal Outreach and Industry Collaboration (ACWA, etc.), update Mesa Water's Policy Positions and Platforms, Federal Advocacy Plan and Calendar for 2025; Seek Federal Funding—monitor opportunities and update Priorities List; Advocacy Reporting—VSA @ Mesa Water (in person or virtual), monthly memo and bill list, grant opportunities emails, virtual Federal Advocacy team meeting(s), ongoing communications.

**Outcome 1:** Policy Positions and Platforms, and accompanying advocacy to benefit Mesa Water and its constituents.

**Outcome 2:** Continue advocacy leadership by positively influencing water policy and other priority policy issues for Mesa Water.

**Outcome 3:** Conduct funding-related advocacy for Mesa Water's priority projects and programs.

**Outcome 4:** Increase positive awareness of Mesa Water with water/government/utility industry and non-governmental organizations.



*Dedicated to  
Satisfying our Community's  
Water Needs*

## MEMORANDUM

TO: Board of Directors  
FROM: Stacy Taylor, Water Policy Manager  
DATE: December 11, 2024  
SUBJECT: State Advocacy Update

---

### RECOMMENDATION

Receive and file the State Advocacy Update.

### STRATEGIC PLAN

Goal #7: Actively participate in regional and statewide water issues.

### PRIOR BOARD ACTION/DISCUSSION

This item is provided monthly at a Mesa Water District (Mesa Water®) Board of Directors meeting.

### DISCUSSION

Attached is the State Advocacy Report, including a *2025 Water Policy Look Ahead*.

### FINANCIAL IMPACT

In Fiscal Year 2025, \$445,000 is budgeted for Water Policy Support Services; \$119,390 has been spent to date.

### ATTACHMENTS

Attachment A: State Advocacy Report



December 3, 2024

To: Stacy Taylor, Mesa Water District  
From: Dennis Albiani and Adam Quiñonez, California Advocates  
Subject: December Monthly Report

---

On December 2, 2024, the California Legislature convened for the 2025–2026 session where Legislators were sworn into office. In addition, Governor Newsom called a special session to “safeguard California values and fundamental rights in the face of an incoming Trump administration.” The Legislature responded by introducing measures to allocate \$25 - \$35 million to the State Attorney General’s Office. This funding is intended to bolster legal defenses against anticipated federal challenges to state policies on civil rights, climate change, immigration, and abortion access.

In a move to streamline legislative processes, Assembly Speaker Robert Rivas and Senate Pro Tem Mike McGuire announced a reduction in the number of bills each Assembly member can introduce per session, decreasing the limit from 50 to 35 in the Assembly and 40 to 35 in the Senate. This change is intended to allow legislators to focus more effectively on critical issues such as housing and economic development.

#### **Key Bills**

128 measures were introduced on the first day of the new session including the Special Session. While few were focused on water issues, below are some items that may be of interest to Mesa Water District.

#### **ABX1 1 – Budget Act of 2024** *(Gabriel, D-Encino)*

This bill would permit the Joint Legislative Budget Committee to allocate up to \$25 million to defend California against federal enforcement or legal actions, file affirmative litigation challenging federal actions, and undertake administrative measures to mitigate federal impacts. The funds would remain available for allocation through June 30, 2026, and for expenditure until June 30, 2028.

#### **SBX1 1 – Budget Act of 2024** *(Weiner, D-San Francisco)*

This bill is the Senate’s budget vehicle for the special session. This bill would authorize the California Department of Finance to allocate up to \$35 million, with 20-day notice to the Joint Legislative Budget Committee, for legal and administrative actions against the federal government. These funds may be used to defend California in federal litigation, challenge federal actions, or mitigate their impacts under state law. Additionally, up to \$10 million may fund a grant program for civil prosecutors to protect reproductive health, environmental justice, LGBTQ rights, immigrant rights, and other vulnerable communities, with a small portion allocated for administrative costs.

### **SB 31 – Water Quality: Water Recycling Facilities: State Policy (McNerney, D-Stockton)**

SB 31 is a spot bill that may be amended at a later date related to recycled water programs.

### **SCR 3 – Safe Drinking Water Act: 50<sup>th</sup> Anniversary (Laird, D-Santa Cruz)**

This resolution commemorates the 50th anniversary of the Safe Drinking Water Act (SDWA), citing its pivotal role in ensuring clean, safe drinking water across the United States. SCR 3 highlights California’s leadership in enhancing access to safe water through significant investments, innovative standards, and equity-focused initiatives under Governor Newsom and CalEPA. SCA 3 reaffirms the Legislature’s commitment to protecting water resources, recognizing the efforts of those who ensure water safety and addressing future challenges to secure equitable and sustainable water access for all.

### **Regulatory and Administrative Actions**

#### **Bay-Delta Plan Update**

On November 1, the State Water Board released a Revised Notice of Opportunity for Public Comment and Workshop on the Draft Sacramento/Delta Updates to the Water Quality Control Plan for the San Francisco Bay/Sacramento-San Joaquin Delta Watershed (Bay-Delta Plan). The draft updates include options for incorporating a regulatory pathway, based on the proposed Plan amendments in the State Water Board’s draft Staff Report, or a pathway based on the Healthy Rivers and Landscapes Program. Additionally, the draft updates include options for two alternatives described in the draft Staff Report. The State Water Board has not yet selected a pathway for updating the Bay-Delta Plan, however, ACWA and the State Water Contractors have expressed significant concern regarding the lack of consideration for the Healthy Rivers and Landscapes Program as well as the short timeline for public input. Written comments on the draft updates are due December 19 while written comments on the alternative methodologies are due January 3, 2025.

Public workshops dates:

- December 3 at 9:00 am
- December 12 at 9:00 am
- January 23 at 9:00 am

### **California Advocates, Inc. Activity Report**

- Met with California Environmental Protection Agency to discuss PFAS, funding opportunities, and potential Administration priorities.
- Coordination meeting with Metropolitan Water District to discuss the upcoming legislative session.
- Coordination meeting with the State Water Contractors to discuss the upcoming legislative session and their priorities.
- Participated in the ACWA Bay-Delta Workgroup to discuss the State Water Resources Control Board’s Draft Sacramento/Delta Updates to the Bay-Delta Plan.
- Scheduled upcoming meetings:
  - ACWA State Legislative Committee December 5<sup>th</sup>

## **Important Dates and Deadlines for 2024**

### **December**

December 3 – 6 ACWA Fall Conference in Palm Desert.

December 5 Final day for county election officials to certify election results.

### **January**

January 6 Legislature Reconvenes in Sacramento for 2025-2026 Legislative Session.

January 10 Deadline for the Governor to submit the 2025-2026 Proposed Budget.



## 2025 Water Policy Look Ahead

As we close out election season and look toward the 2025-2026 Legislative Session, the policy landscape is starting to take shape and the water issues that may dominate discussions in 2025 are becoming clear. With significant shifts in the Legislature and evolving challenges for water managers, we may see another year of impactful debates and decisions on California water policy. Below, we outline five critical issues that will likely take shape in 2025.

### **1. Infrastructure Financing with the Passage of Proposition 4**

Proposition 4 (Prop 4) will provide approximately \$4 billion in additional funding for water infrastructure projects including, safe drinking water, groundwater, conveyance, recycled water, dam safety, and others. Now, policymakers will focus on implementing these funds through the state budget process. Discussions around equitable distribution and prioritization of funding are expected to take center stage. The Governor will unveil his initial proposal for Prop 4 funds in the January budget, and legislators will then have until June 15 to send their budget proposal to the Governor.

Once a budget is passed, administering agencies will then develop the details of the various grant solicitations.

### **2. Water Rights Reform**

Following legislative turnover and increasing advocacy from environmental groups, 2025 may see renewed efforts to amend water rights statutes. Last legislative session saw several attempts to transform California water rights. Two of these bills, AB 460 (Chapter 342, Statutes of 2024) and AB 1337 (Wicks) were substantially amended in the Senate Committee on Natural Resources and Water. With the departure of Committee Chair, Senator Dave Min (D-Irvine), to Congress, there will be a new Chair and new members of this critically important committee. This may create an opportunity to further amend California's water rights system.

California Advocates has learned that environmental groups continue to discuss changes that could have significant implications for water rights holders.

### **3. Sacramento/San Joaquin Bay-Delta**

In November, the State Water Board released a draft of the Water Quality Control Plan for the San Francisco Bay/Sacramento-San Joaquin Delta Watershed (Bay-Delta Plan). The draft updates include options for incorporating a regulatory pathway, based on an unimpaired flows approach or a pathway based on the Healthy Rivers and Landscapes Program (previously known as the Voluntary Agreements).

The water community has been strongly advocating for an alternative to the unimpaired flows approach, which would undoubtedly result in drastic cuts to water supplies. In contrast, the Healthy Rivers and Landscapes Program represents an unprecedented opportunity to improve the Bay-Delta ecosystem by creating a comprehensive program of habitat enhancement projects coupled with more water for fish and wildlife. Water agencies will be providing comments on the proposed plan over the coming months.

#### **4. Water Quality and PFAS Regulation**

The regulation of per- and polyfluoroalkyl substances (PFAS) will again be a topic of discussion on water quality issues. Over the last several legislative cycles, lawmakers have passed various bans of PFAS in consumer products. In addition, the U.S. Environmental Protection Agency established a maximum contaminant level of 4 parts per trillion for two of the most common PFAS constituents. While it is unclear what actions the Trump Administration may take on PFAS and how California may respond, what is certain is that water agencies will continue to grapple with the impacts of PFAS for years to come.

The California Legislature may pursue stricter water quality standards for PFAS and other contaminants, sparking debates on liability, compliance costs, affordability, technological feasibility, and public health impacts.

#### **5. Low-Income Rate Assistance**

Low-income rate assistance (LIRA) programs remain a pressing issue for the legislature as affordability challenges continue to impact rate-payers. With costs increasing, infrastructure needs growing, and increasing regulation, keeping rates affordable continues to be a challenge for public water agencies. Though water agencies historically support LIRA programs, the question remains as to how they will be funded. The Legislature will continue to look for ways to create a sustainable statewide LIRA program, particularly as programs like the State Water Resources Control Board's SAFER Program are set to expire in the coming years.

These are just a few of the issues that we will likely deliberate in 2025. As the legislative session unfolds, we will continue to keep our clients up to date on emerging and returning proposals. Preparing for these conversations will be critical in navigating the complex and dynamic landscape of California water policy in 2025.



*Dedicated to  
Satisfying our Community's  
Water Needs*

## MEMORANDUM

TO: Board of Directors  
FROM: Stacy Taylor, Water Policy Manager  
DATE: December 11, 2024  
SUBJECT: Orange County Update

---

### RECOMMENDATION

Receive and file the Orange County Update.

### STRATEGIC PLAN

Goal #7: Actively participate in regional and statewide water issues.

### PRIOR BOARD ACTION/DISCUSSION

This item is provided monthly at a Mesa Water District (Mesa Water®) Board of Directors meeting.

### DISCUSSION

Mesa Water's governmental relations program includes monitoring local and regional political issues and policy-setting authorities (i.e., County of Orange, Orange County Local Agency Formation Commission, etc.). Attached is the monthly Orange County report.

### FINANCIAL IMPACT

In Fiscal Year 2025, \$445,000 is budgeted for Water Policy Support Services; \$119,390 has been spent to date.

### ATTACHMENTS

Attachment A: The County of Orange Report



# The County of Orange Report

Prepared for Mesa Water District

December 3, 2024  
by Lewis Consulting Group

## **LAFCO Receives OCWD MSR and Feasibility of Merger Study**

The draft of the much anticipated Municipal Services Review of the Orange County Water District was publicly released November 15, 2024. The review conducted by Riverside County’s Webb and Associates was lengthy and thorough. The final part of the draft authored by John Schatz dealt with the feasibility of a OCWD / MWDOC merger. The MSR is OCWD’s fourth, earlier ones were conducted in 2006, 2008 and 2013. The attached table provides an overview of the district.

District	Orange County Water District
Website	<a href="http://www.ocwd.com">www.ocwd.com</a>
Agency Type	Special District
Address	18700 Ward Street, Fountain Valley, CA 92708
Date Formed	1933
Employees (full-time)	226.5, as of July 1, 2023
Key Services	Provide potable and non-potable groundwater supply to 13 cities, five retail water agencies, and one investor-owned water utility (“19 Groundwater Producers”).
<b>Service Area</b>	
Member Agencies (“19 Groundwater Producers”)	Cities of Anaheim, Buena Park, Fountain Valley, Fullerton, Garden Grove, Huntington Beach, La Palma, Newport Beach, Orange, Santa Ana, Seal Beach, Tustin, and Westminster East Orange County Water District, Golden State Water Company, Irvine Ranch Water District, Mesa Water District, Serrano Water District, and Yorba Linda Water District
Service Area	Land Portion: 378 square miles Ocean Portion: 52 square miles
Sphere of Influence	569 square miles
Land Uses	Residential, commercial, industrial, institutional, and open space
Population Served	2,387,383 persons, as of January 1, 2023 <sup>(a)</sup>
Last MSR Conducted	February 13, 2013
<b>Governance</b>	
Local Representation	Ten-member Board of Directors, with each director representing a Division and elected to a four-year term by voters within their Division, except for the Cities of Anaheim, Fullerton, and Santa Ana who appoint a City Councilperson to serve on the Board.
Board Compensation	Effective October 2023, Board members are compensated \$330.75 per meeting for up to ten meetings per month. Board members are eligible for medical, dental, vision, and life insurance benefits, and participation in 401(a) and 457 plans.
Board Meetings	Monthly on the 1 <sup>st</sup> and 3 <sup>rd</sup> Wednesday at 5:30 p.m. Meetings are held at the District office and open to the public.
Agency Contact	John Kennedy, P.E., General Manager

The district has invested \$900 million expanding the treatment capacity for its Ground Water Replenishment Systems. In doing so, it has incurred long-term debt of \$870 million, requiring a \$44 million outlay in debt service.

The biggest challenge OCWD faces is protecting the integrity of Orange County's large underground basin. Seawater intrusion and ground subsidence are on-going threats. However, the most serious challenge is well PFAS contamination. The district estimates that up to 102 wells could be contaminated and cost for treatment could reach as much as \$550 million. The study did not reveal any major criticisms of the district.

But What About Consolidation?

When the Orange County Grand Jury released its "Water in Orange County Needs One Voice" report, it rekindled the long standing debate of consolidation between Orange County's two major water providers. Perhaps the "money quote" is finding #10 from the study: ***"based on the financial analysis conducted herein using the last three years of adopted budgets as a baseline for the successor agency, and statement of net position showing a healthy net positive volume, consolidation of the two agencies is considered fiscally feasible and sustainable"***.

Nevertheless, there appears to be a number of trip wires that could stymie consolidation. Is having two perspectives on Orange County's water needs necessarily a bad thing? What kind of governance structure would emerge? Do the relating minor financial savings justify major upheaval in Orange County's water future?

Perhaps the largest impediment to consolidate is the legal path required. Because OCWD is a special act district, it can not be a Member Public Agency. Hence it would take re-opening the MWD Act to accomplish consolidation legislatively. Re-opening the act would invite extraneous issues and amendments which could cause great turmoil. On the other hand, MWDOC is a Member Public Agency and consolidation would not require legislation.

It is important to remember that this is merely a feasibility study, not an OCWD formal request for consolidation. If that is attempted, a successful conclusion would be years away, One wonders if OCWD files an application would MWDOC consider filing a competing application? Could the canary ultimately swallow the cat?

The study identified a maximum number of 18 duplication positions that if all were eliminated would result in \$2.25 million in annual savings. In addition, savings from economies of scale could push net savings to \$4 million. Finally, the transition of employees to CAL-PERS could result in total savings of \$6.4 million. However, one of the two retirement scenarios would trigger a one-time termination fee between \$9.9 and \$23.8 million.

As the analysis notes, even if consolidation is not pursued or achieved, there are future opportunities for MWDOC and OCWD savings based on increased collaboration.

The MSR and consolidation study will be on the February LAFCO agenda. Although the study is in a 45 day review period, it is possible there may be public comments discussed during the January meeting.



The November 13, 2024 meeting of OCLAFCO was fairly uneventful. The Commission unanimously adopted the 2025/2026 OCERS contribution rates and annual audit. They also adopted a staff report on Levine Act Compliance. Notice was served that the December meeting of LAFCO would be cancelled, with the next meeting scheduled for January 8, 2025 at 8:15 a.m.

The meeting also brought about a changing of the guard as City Commissioner Bruce Whitaker experienced his last meeting, as he was termed-out of the Fullerton City Council. Replacing Bruce will be Yorba Linda City Councilwoman Peggy Huang. Huang was overwhelmingly elected by the Orange County City Selection Committee to fill the vacancy.

Once again, the dispute between local LAFCOs and Cal-LAFCO was on display as Public Commissioner Derek McGregor again criticized Cal-LAFCO by noting “they don’t understand the concerns that have been raised”. The withdrawal from Cal-LAFCO of county LAFCOs is an increasingly likely occurrence.



# RECAP

## THE PRESIDENCY

Former President Donald Trump regained the keys to the White House by not only dominating the electoral college, but is a mild surprise, carried the national popular vote as well. Trump’s nearly 2,5 million margin led to a 50% to 48% victory.

## U.S. SENATE

Fueled by election victories in West Virginia, Montana, Ohio and Pennsylvania, Republicans captured control in the U.S. Senate with a new 53-47 margin. Results could have been far worse for Democrats as Republican candidates in Wisconsin, Michigan, Nevada and Arizona all lost despite Donald Trump’s victory in each of those states.

## **U.S. HOUSE**

In another mild surprise, Republicans maintained a narrow majority in the House of Representatives. When Central California Republican Congressman John Duarte was finally overtaken in the late vote count by Democrat Adam Gray, the dust settled and Republicans maintained a slim 220-215 margin in the House. Due to Presidential appointments, the margin will temporarily decline even further. Speaker Michael Johnson will have his hands full scheduling votes with vacancies looming.

## **CALIFORNIA LEGISLATURE**

Democrats have easily maintained their super-majority in both legislative branches winning 30 of 40 State Senate seats and 63 of 80 Assembly seats. Republicans remain largely irrelevant in Sacramento.

## **STATEWIDE RACES**

In the U.S. Senate contest Adam Schiff easily defeated Republican Steve Garvey 59% to 41%. The Garvey showing was better than expected.

Among the ten statewide voter initiatives Prop 4 the Water, Wildlife and Climate Bond passed 60%-40%. Prop 32 a raise in the state minimum wage lost 51%-49%. Prop 33 encouraging residential rent control lost 60%-40%. Prop 36 increased sentencing for certain drug and theft crimes passed 68% to 32%.

## **KEY LOCAL RACES**

Democrats fared well in O.C. Congressional races. Derek Tran narrowly defeated GOP incumbent Michelle Steel and State Senator Dave Min bested GOP hopeful Scott Baugh. Democrats now represent 5 of 6 Orange County Congressional seats with Congresswoman Young Kim remaining the sole GOP Congressional representative.



NEWLY ELECTED CONGRESSMAN DEREK TRAN



RETURNING TO THE BOARD - JANET NGUYEN

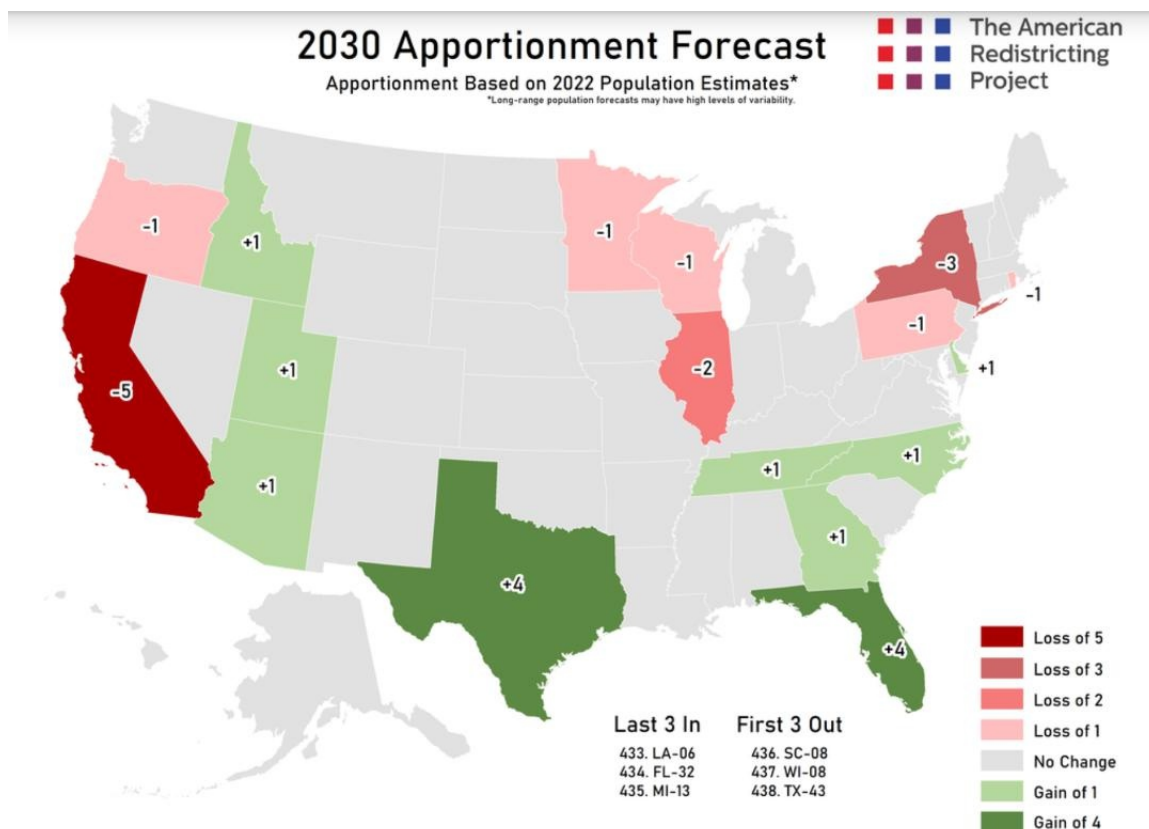
Two other local races of note are the return of Janet Nguyen to the Orange County Board of Supervisors, and the mildly surprising win by Assemblyman Steven Choi defeating incumbent State Senator Josh Newman by a 51%-49% margin.

## Predicting the Electoral Future

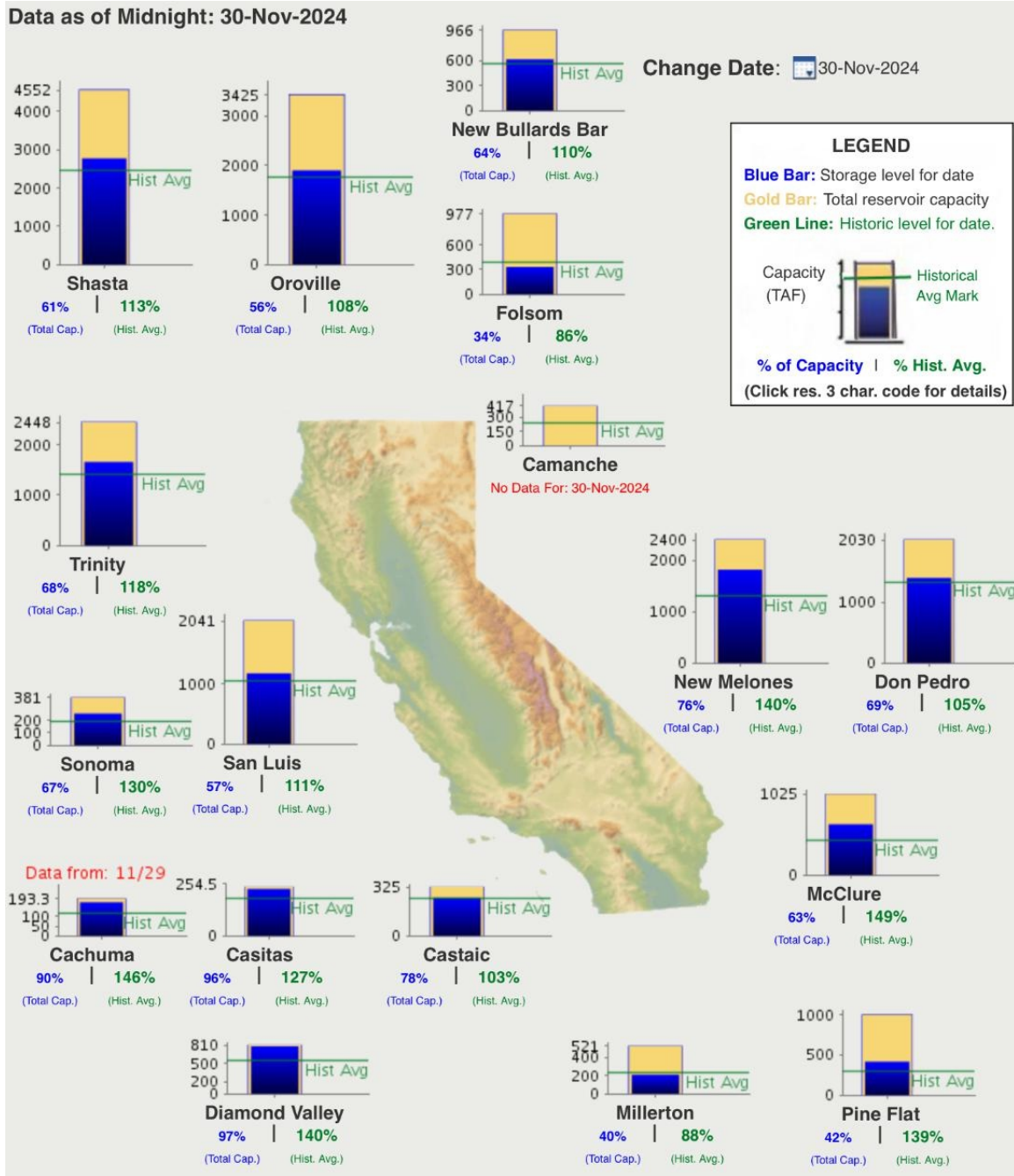
This year Republicans were buoyed by election inroads made among Hispanics, Blacks, men and young voters to name a few. Nationally they were also aided by a very favorable U.S. Senate map.

As of 2026 there will be 26 U.S. Senate seats up for grabs. This time the map favors Democrats as 20 Republican and 13 Democrats will stand for election.

Looking forward to 2032, both the Presidential and Congressional elections will be effected by national population shifts that will be beneficial to Republicans. If current population trends hold, states that voted for Trump will gain 12 electoral votes, while states voting for Harris will lose 12. The same states will gain and lose the same number of Congressional districts. The big winners will be Texas and Florida (4 each), while California (-5), New York (-3) and Illinois (-2) figure to be the biggest losers.



# And In Water News



Thanks to a November atmospheric river storm, Northern California reservoirs, particularly Shasta and Oroville, are now above their historical averages.

**DIRECTORS' REPORTS (AB 1234) PER CA GOVERNMENT  
CODE SECTION 53232.3(D)**

*In accordance with CA Government Code 53232.3(d), the following report identifies the meetings for which Mesa Water Directors received expense reimbursement.*

**Jim Atkinson** **Meetings Attended**

Reimbursement Date:	Description, Date
N/A	

**Fred R. Bockmiller, P.E.** **Meetings Attended**

Reimbursement Date:	Description, Date
N/A	

**Marice H. DePasquale** **Meetings Attended**

Reimbursement Date:	Description, Date
N/A	

**Shawn Dewane** **Meetings Attended**

Reimbursement Date:	Description, Date
N/A	

**James R. Fisler** **Meetings Attended**

Reimbursement Date:	Description, Date
N/A	

**CLOSED SESSION:**

26. CONFERENCE WITH GENERAL LEGAL COUNSEL – PENDING LITIGATION:  
Pursuant to California Government Code Sections 54956.9(d)(4) and 54954.5(b)  
Number of Cases: 1  
*Ferreira Construction Co. Inc. v. Mesa Water District, et al*